



LIMPOPO

PROVINCIAL GOVERNMENT
REPUBLIC OF SOUTH AFRICA

DEPARTMENT OF
PUBLIC WORKS, ROADS & INFRASTRUCTURE

**LIMPOPO DEPARTMENT OF PUBLIC WORKS, ROADS AND
INFRASTRUCTURE**

BID NUMBER: LDPWRI-B/20097

**PROVISIONAL
BILL OF QUANTITIES**

For the

REFURBISHMENT AND ADDITIONS AT DIKOLOI SECONDARY SCHOOL

For the

**DEPARTMENT OF EDUCATION,
LIMPOPO PROVINCE**

CIDB CLASS GRADING: 7GB OR HIGHER

CIDB CLASS GRADING 7GB OR HIGHER

BID NUMBER: LDPWRI-B/20097

REFURBISHMENT AND ADDITIONS AT DIKOLOI SECONDARY SCHOOL

PROCUREMENT DOCUMENT

Name of Tenderer:

CIDB CRS Number:

CSD Registration Number:

Tax Pin:

Tender Amount including Vat:

CLOSING DATE AND TIME:

ISSUED BY:

**DEPARTMENT OF PUBLIC WORKS, ROADS AND INFRASTRUCTURE
PRIVATE BAG X9491
POLOKWANE
0700
TEL: 015 284 7000/1**

CONTENTS


PART A: SPECIAL NOTES TO BIDDERS	1
PART T1: TENDERING PROCEDURE.....	15
T1.1 TENDER NOTICE AND INVITATION TO TENDER	15
T1.2 TENDER DATA	16
A. BID EVALUATION STAGE 3 - FUNCTIONALITY	22
PART T2: RETURNABLE DOCUMENTS.....	30
T2.1: LIST OF RETURNABLE DOCUMENTS	31
T2.2: RETURNABLE SCHEDULE	33
SBD1: INVITATION TO BID	34
CERTIFICATE OF AUTHORITY	37
A. CERTIFICATE FOR COMPANY	37
B. CERTIFICATE OF PARTNERSHIP	37
C. CERTIFICATE FOR JOINT VENTURE	38
D. CERTIFICATE FOR THE SOLE PROPRIETOR	38
E. CERTIFICATE FOR CLOSE CORPORATION	38
F. BROAD-BASED BLACK ECONOMIC EMPOWERMENT	45
SBD 4: DECLARATION OF INTEREST	48
SBD 6.1: REFERENCE POINTS CLAIM FORM IN TERMS OF THE PREFERENTIAL PROCUREMENT REGULATIONS 2017	51
SBD 6.2: DECLARATION CERTIFICATE FOR LOCAL PRODUCTION AND CONTENT	57
LOCAL CONTENT DECLARATION	60
GUIDANCE DOCUMENT FOR THE CALCULATION OF LOCAL CONTENT	62
TREASURY DESIGNATED SECTOR	66
ANNEX C: LOCAL CONTENT DECLARATION – SUMMARY SCHEDULE	82
SBD 8: DECLARATION OF BIDDER’S PAST SUPPLY CHAIN MANAGEMENT PRACTICES	95
SBD 9: CERTIFICATE OF INDEPENDENT BID DETERMINATION	97
SAFCEC JOINT VENTURE AGREEMENT	100

TABLE OF CONTENT

1.	FORMATION OF JOINT VENTURE	101
2.	OBJECT AND MOTIVATION.....	101
3.	PROFITS AND LOSSES.....	101
4	DURATION	101
5.	EXCLUSIVITY	102
6.	PRE-CONTRACT COSTS	102
7.	MANAGEMENT COMMITTEE	102
8	POWERS OF THE MANAGEMENT COMMITTEE AND DIRECTION OF THE PROJECT MANAGER.....	103
9	THE EXECUTIVE BOARD.....	104
10	PERSONNEL	104
11	FINANCING	105
12.	ACCOUNTS.....	106
14.	BREACH.....	107
15.	DISPUTES.....	108
16	ARBITRATION	108
17.	CONFIDENTIALITY	109
18.	ASSIGNMENT	109
19	GENERAL	109
THE CONTRACT.....		112
PART C1: AGREEMENT AND CONTRACT DATA.....		113
C1.1. FORM OF OFFER AND ACCEPTANCE		114
C2 CONTRACT DATA.....		118
PART C3: PRICING DATA		119
C3.1 PRICING INSTRUCTION.....		120
PART C4: PROVISIONAL BILLS OF QUANTITIES		121
C4.1 PRELIMINARIES		122
C4.2 BUILDING WORKS		153
C4.3 CIVIL WORKS		309
C4.4 ELECTRICAL WORKS.....		332
PART C5: SCOPE OF WORKS		378

TABLE OF CONTENT

C5.1 SCOPE OF WORKS.....	379
PART C6: EPWP INFRASTRUCTURE GUIDELINE 2015.....	380
PART C6: EPWP INFRASTRUCTURE GUIDELINE 2015.....	380
PART C6.1: DATA COLLECTION TOOL.....	381
PART C7: SITE INFORMATION AND DRAWINGS	390
PART C7.1: SITE INFORMATION.....	391
PART C7.2: DRAWINGS.....	392



PART A: SPECIAL NOTES TO BIDDERS

SPECIAL NOTES TO TENDERERS



LIMPOPO
PROVINCIAL GOVERNMENT
REPUBLIC OF SOUTH AFRICA

DEPARTMENT OF
**PUBLIC WORKS, ROADS
AND INFRASTRUCTURE**

NOTES TO BIDDERS

1. NAME OF PARTIES

EMPLOYER

Limpopo Province Department of Roads & Infrastructure: Works Towers

43 Church Street

Tel: (015) 284 7000/1

Private BAG X9490

POLOKWANE

0700

Contact:

Makape P. @ 082 460 6271

Principal Agent:

Ruben Reddy Architects

4 Adj Mauritz Dommisie Street

Ismini Office Park

Bendor

Polokwane

Tel: 015 065 0645

Contact:

Name: Mr. Geshim Francis

Email: geshim.francis@rubenreddyarch.co.za

Quantity Surveyor:

Pro-Serve Consulting

Irene Corporate Corner

37 Via Salara Crescent

Cnr Nellmaphius & Van Reyneveld Rd

Irene, 0062

SPECIAL NOTES TO TENDERERS

Tel: 012 661 3435

Contact:

Name: Mrs. Duduzile Ruwuya

Email: druwuya@proservegroup.co.za

Civil Engineers:

Muteo Consulting Engineers

39 Grobler Street

Polokwane

0699

Tel: 015 291 4065

Contact:

Name: Mr. Sello Dipela

Email: sellod@muteo.co.za

Electrical Engineers:

Muteo Consulting Engineers

39 Grobler Street

Polokwane

0699

Tel: 015 291 4065

Contact:

Name: Mr. Edwin Khumalo

Email: Edwink@muteo.co.za

2. SPECIAL CONTRACT DOCUMENTS

Note:

The clauses in these Special Contract Conditions form part of the contract requirements and shall have preference over any contradicting clauses in these Bills of Quantities, the preliminaries, and the Conditions of Contract.

2.1 CONTRACT DOCUMENTS

The Contract Document will consist of:

- I. The agreement shall be the JBCC Series 2000 Principal Building Agreement, prepared by the Joint Building Contracts Committee, Edition 4.1, and March 2005 amended as hereinafter described.
- II. Documents to be provided by the Contractor in terms of the requirements of these Provisional Bills of Quantities. Where reference is made to the “subcontract agreement” this is deemed to mean the “JBCC Series 2000 Nominated /Selected Sub-Contract Agreement” (March 2005 Edition)
- III. The JBCC Series 2000 Preliminaries prepared by the Joint Building Contracts Committee (May 2005 edition) amended as hereinafter described, shall be deemed to be incorporated herein.
- IV. Tenderers are referred to the above -mentioned documents for the full intent and meaning of each clause thereof. These clauses are hereinafter referred to by clause numbers and headings only, for which, such allowance must be made as may be considered necessary.
- V. Where standard clauses or alternatives are not entirely applicable to this contract such modifications, corrections or supplements as will apply are given as far as possible under each relevant clause. Where modifications or amendments as described are made, such modifications and/or amendments shall supersede any conflicting provision in the relevant clauses of the JBCC Series 2000 Preliminaries or the JBCC Series 2000 Principal Building Agreement and the tenderer shall make due allowance for whatever costs and charges he may consider necessary for the carrying out and observance of the provisions of the clauses as modified and/or amended.
- VI. Where any clause is not relevant to this specific contract such clause is marked N/A (signifying “not applicable”).
- VII. “The Model Preambles for Trades” as recommended and published by the Association of South Africa Quantity Surveyors -1999 edition, shall be deemed to form part of this contract documentation. Any amendments and/or additional information is listed under the supplementary preambles at the start of each trade in the bills of quantities.
- VIII. **Pricing of preliminaries - The relevant clause numbers of sections A and B of the preliminaries are listed at the end of the contract preliminaries section for pricing purposes.** if Alternative as

SPECIAL NOTES TO TENDERERS

set out in clause 10 of the preliminaries hereinafter is to be used for the adjustment of the preliminaries, each item priced is to be allocated to one or more of the three categories.

- IX. The **tenderer** shall allow opposite each of the items for whatever costs and charges he may consider necessary for the carrying out, complying with and due observance of the provisions, conditions, and requirements set out therein.
- X. Only priced items will be considered in respect of any adjustments to this section. Any items left unpriced will be understood to be provided for in the rates given for other items and no claim for extras arising out of the tenderer's omission to price any item will be entertained.
- XI. Notwithstanding the period stated in the JBCC form of tenders, tenderers shall hold good for a period of one hundred and eighty (180) calendars days from the date of closing of the tenderers and shall not be altered, amended, or withdrawn during that period.

2.2 QUERIES FROM BIDDERS

The pages of these bills of quantities are numbered consecutively as indexed on the first page.

The Bidder shall check the numbers of the pages and should any be missing or duplicated, or the reproduction be indistinct, or if any doubt exists as to the full intent or meaning of any description or these bills of quantities contain any obvious errors, the Bidder shall notify the Accounting Officer/ Quantity surveyor at once who shall promptly give a written directive. No liability whatsoever will be admitted in respect of errors in any BID due to the abovementioned causes.

On no account should these documents be used for placing orders for materials. Bidders do so at their own risk and shall not be reimbursed for additional costs so incurred.

2.3 ACQUAINTANCE WITH BID DOCUMENTS

By submission of a BID, the Bidder will be deemed to have acquainted himself/herself fully with the BID documents, local authority requirements and by-laws and all aspects of the work envisaged in the documents before pricing and submission of his/ her BID. The employer may appoint a principal Agent to act on his/ her behalf with full authority and obligations.

2.4 FORMS TO BE COMPLETED

The form of BID together with its appendices must be submitted with the BID.

2.5 SCOPE OF THE WORKS

The project comprises of the demolition of existing 10 pit toilets, renovations of 4 classroom block, 3 classroom block x 2 and 19 Enviroloo, and Construction of new Administration Block, 4 classroom block, Steel palisade fence, Covered Assembly and 4 seat waterborne as well as related external works and services in accordance with the drawings and specifications that will be provided to the contractor.

SPECIAL NOTES TO TENDERERS

The Contractor shall provide sufficient qualified technical staff, field staff, and safety personnel to ensure the Works under this contract be satisfactorily carried out safely and meeting the performance targets and programs. The Contractor shall also provide competent attendant(s) to monitor any works concerning the scope of works.

2.6 PROGRAMMING WITH DIRECT CONTRACTORS

Tenderers must take note that some work may be performed by independent/ direct contractors that will not form part of this contract. Tenderers, however, must make provision for these installations in their program and must provide all the necessary assistance to The **Limpopo Department of Public Works, Roads and Infrastructure in completion of the said contracts.**

- Any installations by specialists e.g., Security installation, loose furniture

2.7 SITE

Dikoloi Secondary School

Milton Duff Village

Site No 322

Bochum, Polokwane

2.8 CONTRACT DOCUMENTS

The contract/agreement will be based on the JBCC Series 2000 Principal Building Agreement, prepared by the Joint Building Contracts Committee, Edition 4.1, and March 2005.

Wherever reference is made to the terms "Client, Employer or Principal Agent) in the documents, it shall be deemed to mean. The Limpopo Department of Public Works, Roads, and Infrastructure or any person acting in such capacity as well as any officer to whom any power vested in terms of these conditions of the contract have been delegated to.

2.9 CONFIDENTIALITY OF BID DOCUMENTS

All the recipients of BID documents shall be whether they submit a bid or not, treat the details of these documents as confidential and their general content shall not be disclosed or discussed with third parties without the prior approval of the **Limpopo Department of Public Works, Roads, and Infrastructure.**

2.10 BID ALL INCLUSIVE

The Bidder must allow in his/ her BID for all labour, material, transport, handling, construction plant, temporary works, or method of construction where the method of payment allows for various methods of construction, value-added tax and everything else necessary for the execution and completion of the works in accordance with the BID documents

2.11 BILLS OF QUANTITIES

This Bill of Quantities is provisional and subject to be re-measured.

SPECIAL NOTES TO TENDERERS

The Contractor / Bidder is warned that if he/ she use any quantities or specifications appearing in these Bills of Quantities for ordering materials, he/ she does so at his/ her own and no liability whatsoever shall be admitted afterward by the **Employer / Limpopo Department of Public Works, Roads, and Infrastructure** for such correctness of such quantities or specifications.

2.12 STAMP DUTY

If applicable, all stamp duties in connection with the contract shall be paid by the Bidder.

2.13 SIGNING OF BIDDERS

The BID must be signed by a representative of the Bidder being duly authorized to do so and Bidders are to attach a company resolution.

2.14 LODGING AND SCRUTINY OF PRICED BILLS OF QUANTITIES

The Bidder's / Contactor's attention is specifically directed to the provision that, before the contract is signed, he/ she is to submit his/ her priced Bills of Quantities with conditions of contract and cast neatly in black ink for checking. The Accounting Officer / Quantity Surveyor will duly check the priced Bills of Quantities and shall make such adjustment of individual prices and rectify discrepancies as he may consider necessary. No artificial prices shall be acceptable.

2.15 ADDITIONAL INFORMATION REQUIRED

The **Employer / Limpopo Department of Public Works, Roads and Infrastructure** may ask any Bidder for a clarification/s of his / her BID. Nevertheless, no Bidder will be permitted to alter his / her BID sum after the BIDs have been opened and read to other bidders, although clarification which does not change the BID may be accepted.

The Employer reserves the right to appoint a firm of public accountants to report on the financial capacity of any Bidder. The Bidder shall provide all reasonable help and information in such an investigation.

All written information submitted by the Bidder together with and in support of his / her BID shall be considered to form the basis on which the BID has been prepared and submitted.

2.16 ARITHMETICAL ERRORS

The Accounting Officer / Quantity Surveyor reserves the right to correct arithmetical or other errors in the bid document for reasons which the Accounting Officer / Quantity Surveyor will indicate, the Bidder will, in terms of Rule 14, be requested to make corrections.

2.17 IMBALANCE IN BIDDED/TENDERED RATES

In the event of there being any rate or rates which are declared to be unacceptable by the Accounting officer/Quantity Surveyor for reasons which the Accounting Officer / Quantity Surveyor will indicate, the Bidder will, in terms of Rule 14, be requested to:

SPECIAL NOTES TO TENDERERS

- a) Either justify and specify rate or rates, i.e. to give a financial breakdown on how such rate or rates were obtained or calculated, or
- b) Consider amending and adjusting such rate while retaining the BID sum derived under Sub-rule 15.a unchanged and fixed.

If the Accounting Officer / Quantity Surveyor requests the Bidder to adjust any unacceptable rate or rates, the Accounting Officer / Quantity Surveyor may at his / her discretion limit any such adjustment to rates in specific sections of the bills of quantities. On no account will the Accounting Officer / Quantity Surveyor permit the Bidder to use such an opportunity to re-price extensive sections of the bills of quantities, even though the BID sum remains unchanged.

2.18 ALTERATIONS TO BID DOCUMENTS

No unauthorized alteration or addition shall be made to the form of BID, to the bills of quantities or any other portion of the BID documents. If any such alteration or additions is made and if the bills of quantities of not properly completed, the BID may be rejected, and the Employer will not be bound to by such alterations.

2.19 BID QUALIFICATIONS

BIDs must be submitted strictly in accordance with the BID documents, i.e. without qualifications. Qualifications like statements of interpretation of contract documents must be avoided and any point of doubt or difficulty should be cleared with the Accounting Officer / Quantity Surveyor as early as possible during the BID period. Should any query be found to be of any influence on the BID, all other Bidders shall immediately be informed of the particulars by the Accounting Officer / Quantity Surveyor.

2.20 COSTS INCURRED BY BIDDER

The Employer shall not be responsible to pay for the expenses or losses, which may be incurred by any Bidder in the preparation of the BID or in visiting the site in connection herewith.

20.21 BID ACCEPTANCE

The Employer will not be bound to accept the lowest or any BID. No reason for the acceptance or rejection of any BID will be given.

20.22 WITHDRAWAL OF BID AFTER CLOSING DATE

The Bidder may not withdraw his BID after the time set for opening BIDs without any BID having been accepted.

Should a Bidder amend or withdraw his/her BID after the specified date and hour, but prior to his being notified of the acceptance thereof, or should a Bidder after having been notified that his/her BID has been accepted.

- (a) Give notice of his/her inability to execute the contract in terms of his BID; or

SPECIAL NOTES TO TENDERERS

- (b) Fail to sign a contract or furnish the security within the period fixed in the BID Conditions reflected on the form of BID or any extended period fixed by the Employer; or
- (c) Fail to execute the contract;

He shall pay all additional expended, damages and/or losses which the Employer may incur in calling for fresh BIDs or by paying the difference between his/her BID and a less favourable BID accepted in terms of the provisions of the last paragraph of this term: Provided that the Employer may at its discretion exempt a Bidder from the provisions of this sub-rule if he believes that the circumstances justify the exemption.

When in circumstances mentioned in the second paragraph of this item, the Employer deems it not desirable to invite fresh BID; then the Employer may accept another BID from those already received. The provisions of **Rule 2.21 above, shall again apply.**

2.23 METHOD OF MEASUREMENT

The Bills of Quantities have been measured in accordance with the 6th Edition of the standard system of Measuring Builders Work.

2.24 AVAILABILITY AND SUBSTITUTION OF MATERIALS

Bidders are urged to make themselves, during BID stage, thoroughly acquainted with the availability of all materials for this project as no claim for non-availability or late delivery of materials will afterward be recognized/considered.

If materials specified are not available or it seems that there will be a delay of materials, then the Bidder must notify the **Employer** at once in writing who will, at his/her discretion, attend to the matter. Once the BIDs are handed in it will be taken that all materials specified in these Bills of Quantities are available and will be delivered on-site for completion of the project within the prescribed contract period.

The Substitution will be strictly subject to the **Employer's** approval.

The **Contractor** must, as far as possible, purchase materials available in the Limpopo Province provided the quality is acceptable. Materials of inferior quality shall under no circumstances be accepted. If the **Contractor** cannot comply with these conditions, he/she must substantiate this in writing with documentary proof from suppliers.

2.25 PROPRIETARY TYPES AND TRADE NAMES

Where reference is made in these Bills of Quantities to proprietary types or names, the products, or materials, etc. referred to are to be exactly as described, the prior approval of the **Employer** must be obtained for any substitution and may be the subject to a variation order.

SPECIAL NOTES TO TENDERERS

2.26 SABS SPECIFICATIONS

All references in these Bills of Quantities to Specifications of the Bureau of Standards shall be deemed to be a reference to the latest issues of such specifications, and any subsequent amendments thereto. All articles, materials or items described as to conform to the SABS Specification must bear the SABS mark where possible.

2.27 PERFORMANCE GUARANTEE

Where the project is over R 2 000 000.00 the Bidder must submit with this BID proof (using a letter of intent or otherwise) from his/her guarantor that his/her guarantor will issue the guarantee if the BID is accepted.

2.28 BID

While the Employer reserves the right to accept or not accept any BID, the intention is that a BID will be accepted. The successful Bidder will be appointed as the Main Contractor in terms of the JBCC Series 2000 Principal Building Agreement, prepared by the Joint Building Contracts Committee, Edition 4.1, and March 2005. Any condition submitted by the Bidders which is a variance with the provisions of the main contract will not be accepted and may render the BID liable to disqualification.

The BID shall be sealed in an envelope and endorsed as per BID form and be deposited in the BID box as per BID advert.

On no account will BIDS received after the time and date for submission of BIDs be considered and Bidders are advised that postal delays will not constitute a claim for recognition of such BIDS.

Telegraphs or telefaxed BIDS will **NOT** be considered under any circumstances.

2.29 INSPECTION OF SITE

A Compulsory site inspection will not be conducted due to COVID-19 regulations. Tenderers are, however, urged to thoroughly inspect the site, acquaint themselves with the nature and extent of the works, the site conditions about power and water supply, transport facilities, conditions of adjacent existing buildings and also access to the site, availability of working space, etc.; before submitting their BIDs **as no extra cost arising out of their failure to price for the above mentioned shall be considered.**

2.30 SITE OFFICE

The Contractor shall erect, maintain, and takedown on completion of the work a building for site meetings with a concrete floor, suitable roof, suitable walls, door, and four windows, with tables and chairs (not benches), all suitable to accommodate 12 persons.

It is further a condition that all work or movement of vehicles in the vicinity of this office that creates noise or nuisance during site meetings must be suspended for the duration of the site meetings.

SPECIAL NOTES TO TENDERERS

2.31 LOCAL LABOUR

As soon as the site is handed to the Contractor, he/she will be expected to form a joint committee with the local community. This committee will ensure that all unskilled and available semi-skilled labour are employed from the community.

All labour shall apply through the committee for employment on the project and the selection of these labourers shall be made by the Contractor from a list of applicants compiled by the community members on the committee.

On all labour-intensive projects, at least 10% of the labourers must be employed from the local community where the project will be executed.

Labourers should be paid in accordance with the provision of the Labour Relations Act, Act 23 of 1956 and the amended Basic Conditions of Employment of 1983, or any latest available Acts.

In accordance with Government Gazette No.16095 of 19 November 1994 wages differ for different areas.

2.32 PROCEDURE OF THE WORK

The Employer reserves the right to direct the order in which the various parts of the contract will be executed should circumstances warrant such action.

2.33 VARIATIONS

Where prices are submitted by the Contractor or Nominated Sub-Contractor during the progress of the works in respect of variations or regarding a claim under the terms of the contract and even though such prices may be used in an interim certificate, it is hereby agreed that there is to be no presumption of acceptance. Should the Employer wish to accept any such prices before the issue of the final certificate, he will do so in writing.

2.34 PROVISIONAL WORK

Any increase or decrease of work measured provisionally will not be sufficient grounds for any adjustments in the tendered rates.

2.35 MONEY/BUDGET OR PROVISIONS

Whatever an amount for work is allowed in these Bills of Quantities under the term "Money/budgetary Provision" it shall be taken that such amount is for work to be carried out by Specialists, who will be ordinary domestic Sub-Contractors to the Main Contractor.

2.36 BORROW PITS

It is the responsibility of the Contractor to find the necessary borrow pits for imported filling and also to ascertain the suitability and acceptability of such filling, as no claims in this regard will be entertained afterward.

SPECIAL NOTES TO TENDERERS

2.37 TESTS

It is the responsibility of the Contractor to carry out his/her tests during the execution of the contract to check the strength of concrete, mortar, the density of filling, etc., and only those tests as requested by the Employer will be paid for by the Client.

2.38 THE CONTRACT PERIOD

The contract period shall be 12 months (exclusive of builder's holiday) from the date of site handover.

2.39 COMPLETION OF BID DOCUMENTS

Bidders shall ensure that all documents requiring completion are duly completed in ink (black), signed, and witnessed in the spaces provided.

2.40 OCCUPATIONAL HEALTH AND SAFETY

2.40.1 General

In terms of the Occupational Health and Safety Regulations promulgated on 18 July 2003, Bidders are advised that they are required to comply fully with such regulations about this project as no claims in this regard will be entertained.

2.40.2 Covid-19 Related Requirements

- Contactor must have risk assessments and plans in place.
- Procedure on how to conduct worker education on Covid-19.
- Identification and protection of Vulnerable Employees (e.g. workers above 60 years)
- Safe transport of employees.
- Screening of employees on entering workplace.
- Prevention of viral spread in the workplace.
- Provision of hand sanitisers and face masks.
- Cleaning of surfaces and shared Equipment's.
- Shift arrangements.
- Managing sick employees.
- Monitoring systems must be in place to ensure compliance with safety protocols.
- Contactor provide a Bi-Weekly confirmation of the status of each employee on site.

2.41 VALUE ADDED TAX

Value-added tax must be added to the contract amount in the Final Summary and all amounts, rates, etc. in the Bills of Quantities will, therefore, be exclusive of value-added tax.

2.42 PRICES ALL INCLUSIVE

The Bidder must allow in his/her BID for all labour, material, transport, handling, construction plant, temporary works, or method of constructions where the method of payment allows for various methods of construction,

SPECIAL NOTES TO TENDERERS

value-added tax and everything else necessary for the execution and completion of the works in accordance with the BID documents.

2.43 PROOF OF PAYMENT OF VALUE ADDED TAX OR ANY APPLICABLE IMPORT DUTY

The Bidder is to provide proof that he/she and all his Sub-Contractors are registered at the Receiver of Revenue for VAT or any applicable import duty purposes and will submit all names of Sub-Contractors to the Employer. The Employer may submit all this information to the Receiver of Revenue.

2.44 WORKMEN'S COMPENSATION

The Contractor must provide valid proof of active registration with the workmen's compensation fund (COIDA).

2.45 CONTRACT PRICE ADJUSTMENT

The BID will be subject to Escalation and the base month will be based on the date of tender closing.

2.46 GENERAL NOTES

Should the tender be awarded to the successful tenderer, the following is to be noted:

- No works shall commence until the Health and Safety Plan has been issued by the successful tenderer and has been approved by the Department of Public Works, Roads and Infrastructure representative.
- No work shall commence on site until all CAR and PL insurances are in place
- No payment shall be made until all guarantees are in place.
- Workers employed by the Contractor will not be allowed to be seen lingering around existing facilities or disturbing classes.
- The Contractor must not render any construction activities that will affect the Client operation before informing the Employer for approval thereof.
- The Contractor's workers should be noticeable by wearing proper clothing with the company logo.

2.47 PAYMENT PROCEDURE

Payment procedure in terms of this contract shall be as follows:

- The Contractor to submit valuation by the 20th of the Month.
- The payment shall be issued to the Department of Education by the 7th of the following month, with payment being made by the 30th of that month.
- Every effort will be made to achieve payments earlier, but this cannot be guaranteed.
- Interest on late payments shall be charged at the prime rate.
- Payment for unfixed materials (Material on site) on-site shall be allowed.
- Payment for materials off-site shall only be allowed subject to written approval by the Employer, which will only be conditional upon the necessary cessions being in place and any other documentation which the Employer requests.

SPECIAL NOTES TO TENDERERS

2.48 INFORMATION RELEVANT TO INSURANCES


The Contractor will be expected to take the following insurance with a deductible to be determined by the Contractor. In addition to the above-mentioned, the Contractor should take any other insurances relevant to the proper execution of the works.

2.49.1 CONTRACT WORKS

– Estimated Contract Amount plus 20%

2.49.2 PUBLIC LIABILITY

– R 10 000 000.00



PART T1: TENDERING PROCEDURE

T1.1 TENDER NOTICE AND INVITATION TO TENDER

The Limpopo Department of Public Works, Roads and Infrastructure invites tenders for demolition of 10 pit toilets, renovations of 1 x 4 and 2 x 3 classroom blocks, 19 enviro-loo toilets, construction of new medium administration block, 4 classroom block, 4-Seats water-borne toilet block and external works (septic tank, water reticulations, walkways, parking bays, assembly area and fence) at Dikoloi Secondary School in Milton Duff Village, Bochum in Capricorn District, in accordance with the drawings and specifications that will be provided to the contractor.

It is estimated that tenderers should have a CIDB class grading of 7GB or higher.

Only tenderers who meet the minimum requirements stated in the tender data are eligible to submit tenders.

A non-refundable tender deposit of **as per Tender Advert** payable in cash is required on collection of the tender documents.

Administrative queries relating to the issue of these documents may be addressed in writing to **Ms Moloto V**, Tel. No.015 284 7142; email: molotomv@dpw.limpopo.gov.za.

Technical queries relating to the issue of these documents may be addressed in writing to **Mr P. Makape**, Tel. No. 082 460 6271; email: makapep@dpw.limpopo.gov.za.

A compulsory briefing meeting with representatives of the Employer will not take place due to the Covid-19 Lockdown restrictions. However, tenderers are welcomed to make arrangements to visit the site on a non-compulsory basis at Dikoloi Secondary School in Milton Duff Village, Bochum in Capricorn District

The closing date and time for receipt of tenders are **as per Tender Advert**.

Telegraphic, telephonic, scanned documents, facsimile, e-mail, and late tenders will not be accepted.

Tenders must only be submitted on the tender documentation that is issued including priced bills of quantities.

Requirements for sealing, addressing, delivery, opening and assessment of tenders are stated in the Tenders Data.

It remains the responsibility of the bidders that the bid document reaches the tender box by the stipulated closing date and time as advertised on the tender bulletin.

T1.2TENDER DATA



T1.2 TENDER DATA

The conditions of tender are the Standard Conditions of Tender as contained in Annex F of the CIDB Standard for Uniformity in Construction Procurement (July 2015) as published in Government Gazette No 38960, Board Notice 136 of 10 July 2015. (See www.cidb.org.za).

The Standard Conditions of Tender make several preferences to the Tender Data for details that apply specifically to this tender. The Tender Data shall have precedence in the interpretation of any ambiguity or inconsistency between it and the Standard Conditions of Tender.

Each item of data given below is cross-referenced to the clause in the Standard Conditions of Tender to which it mainly applies.

Clause number	Tender Data
F.1.1	The Employer is the Limpopo Department of Public Works, Roads and Infrastructure

T1.2TENDER DATA

F.1.2	<p>For this contract, the following documents will be adopted:</p> <p>The single-volume procurement document issued by the employer comprises of the following:</p> <p>Part A1: Special Notes to Bidders</p> <p>The Tender Part T1: Tendering procedures T1.1 Tender notice and invitation to tender T1.2 Tender data</p> <p>Part T2: Returnable documents T2.1 List of returnable documents T2.2 Returnable schedules</p> <p>The Contract PartC1: Agreements and contract data C1.1 Form of offer and acceptance C1.2 Contract data</p> <p>The Contract PartC3: Pricing data C3.1 Pricing instructions</p> <p>The Contract PartC4: Provisional Bills of Quantities C4.1 Preliminaries C4.2 Building Works C4.3 Civil Works C4.5 Electrical Installation</p> <p>Part 5: Scope of work C5.1 Scope of work</p> <p>Part 6: EPWP Infrastructure Guideline 2015 C6.1 Data Collection Tool</p> <p>Part 7: Site information and drawings C7.1 Site information C7.2 Drawings</p>
F.1.3	<p>The employer's representative is:</p> <p>Name : Makape P. Address : Department of Public Works, Roads and Infrastructure. Works Towers, 43 Church Street. Tel : 082 460 6271 Email : makapep@dpw.limpopo.gov.za</p>
F.1.4	<p>The language for communications is English</p>
F.2.1	<p>Only those Bidders who satisfy the following eligibility criteria are eligible to submit tenders:</p> <ol style="list-style-type: none"> 1. The Bidder is a Firm. 2. Bidders that satisfy the criteria stated in the tender data and the tenderer or any of his principles is not under any restriction to do business with the employer.

T1.2TENDER DATA

F.2.2	Compulsory site briefing A compulsory site briefing meeting with representatives of the Employer will not take place due to the Covid-19 Lockdown restrictions. However, tenderers are welcomed to make arrangements to visit the site on a non-compulsory basis at Dikoloi Secondary School in Milton Duff Village, Bochum in Capricorn District
F.2.3	Tenderers may request clarification of the tender documents by notifying the employer at least five (5) working days before the closing time and date stated in the Tender Advert .
F.2.4	No alternative tender offers will be considered.
F.2.5	The list of Returnable Documents identifies which of the documents a tenderer must complete when submitting a tender offer. The tenderer must submit his tender offer by completing the Returnable Documents, signing the "Offer" section in the "Form of Offer and Acceptance" and delivering the Returnable Documents back to the Department.
F.2.6	Sign the original and all copies of the tender offer where required in terms of the tender data. The employer will hold all authorized signatories liable on behalf of the tenderer. Signatories for tenderers proposing to contract as consortiums shall state which of the signatories the lead is partner whom; the employer shall hold liable for the tender offer.
F.2.7	The employer's details and address for delivery of tender offers and identification details that are to be shown on each tender offer package are:
F.2.8	Location of the tender box: Department of Public Works, Roads and Infrastructure, Physical Address: Department of Public Works, Roads and Infrastructure. Works Towers, 43 Church Street Identification details: Tender reference number, Title of Tender and the closing date and time of the tender.
F.2.9	Telephonic, telegraphic, telex, facsimile or e-mailed tender offers will not be accepted.
F.2.10	Tenderers are alerted that tender offers which do not provide all the data or information requested completely and, in the form, required, may be regarded by the employer as non-responsive.
F.2.11	The closing time for submission of tender offers is as stated in the Tender Notice and Invitation to Tender.
F.2.12	The tender offer validity period is 180 Days .
F.3.1	Tenders will not be opened immediately after the closing time for tenders.
F.3.2	The tenderers will be evaluated in four stages (i) Compliance documents – refer to the list of returnable documents (Part T2) (ii) Local Content (SBD 6.2) (iii) Functionality (iv) Price and Preference (BBBEE)

T1.2TENDER DATA

F.3.3	<p>Scoring Financial Offer:</p> <p>Tender offers will be scored using the following formula: $NFO = \left(\frac{Pm}{P} \right) \times 100$</p> <p>Where</p> <p>NFO = number of tender evaluation points awarded for the financial offer.</p> <p>W1 = the percentage score given for financial offer as stated in the Notice and Invitation to Tender T1.1</p> <p>Pm = the comparative offer of the most favourable tender offer. P = the comparative offer of the tender offer under consideration.</p> <p>where</p> <p>W1 = the number of tender evaluation points for the financial offer and equals:</p> <ol style="list-style-type: none"> 1) 90 where the financial value inclusive of VAT of all responsive tenders received has a value above R 50 000 000; or 2) 80 where the financial value inclusive of VAT of one or more responsive tender offers equals or is less than R 50 000 000. <p>Scoring Preferences:</p> <p>Up to 20 points will be awarded to the tenderer who completes the referencing schedule and who is found to be eligible for the preference claimed</p>
	<p><i>The Department is not obliged to award the tender to the bidder with the highest number of tender points.</i></p>

TENDER EVALUATION CRITERIA AND WEIGHTINGS

NOTES TO BIDDERS

1.1 CRITERIA USED FOR THE EVALUATION/ ADJUCATION OF INFRASTRUCTURE RELATED BIDS

1.1.1 The points are allocated as follows:

1.1.2 For projects above R500 000, the distribution of points is used as follows:

A. BID EVALUATION STAGE 2- LOCAL CONTENT (SBD 6.2)

1.2 A bid will be disqualified if the Local Content Declaration Certificate and the Annexure C (Local Content Declaration: Summary Schedule) are not submitted or fully completed and signed as part of the bid documentation.

1.3 This tender is subject to Regulation 8 “Local Production and Content” of the Preferential Procurement Policy Framework Act, 2017: Preferential Procurement Regulations, 2017 submitting of SBD 6.2 and its declarations is compulsory. Please note a minimum threshold of for local content and production in relation to this bid (refer to the list of Designated Items for Local Production and Content)

1.3.1 Evaluation in terms of the stipulated minimum threshold for local production and content. LDPWRI-B/20097 will be evaluated in terms of minimum thresholds for local content stipulated in the LDPWRI-B/20097 document. The declaration made by the BIDDER in the Declaration Certificate for Local Content and Annex C (Local Content Declaration: Summary Schedule) will be used for this purpose.

1.3.2 All responses that will not meet the required minimum threshold “Annexure 1 (SBD 6.2)” for local content as stipulated in the specifications will be disqualified and not evaluated further. Only Bidders that achieved the minimum threshold for local content and production will be evaluated further in terms of functionality and preference point system prescribed in the Preferential Procurement Regulations, 2017.

1.3.3 All Declarations for Local Content and Production must be fully completed and signed.

N.B Bidders will need to meet a minimum threshold percentage for local production and content as stipulated in the Bid Document (refer to the list of Designated Items for Local Production and Content) to be further evaluated in terms of the 80/20 preference point system prescribed in the Preferential Procurement Policy Framework Act, 5/2000 and preferential procurement regulations of 2017.

1.2.4 The exchange rate to be used for the calculation of Local Production and Content must be the exchange rate published by the South African Reserve Bank (SARB) during the advertisement period of this **LDPWRI-B/20097**.

TENDER EVALUATION CRITERIA AND WEIGHTINGS

1.2.5 Only the South African Bureau of Standards (SABS) approved technical specification number SATS 1286:2011 will be used to calculate local content.

2.6 The Local Content (LC) expressed, as a percentage of the bid price will be calculated in accordance with the following formula:

$$LC = (1 - x/y) * 100$$

Where

X is the imported content in Rand

Y is the quotation price in Rand excluding value added tax (VAT)

1. The exchange rate to be used for the calculation of local production and content must be the exchange rate published by the South African Reserve Bank (SARB) at 11:00 on Friday, 21 February 2020.
2. Only the South African Bureau of Standards (SANS) approved technical specification number SATS 1286:2011 must be used to calculate local content.

TENDER EVALUATION CRITERIA AND WEIGHTINGS

A. BID EVALUATION STAGE 3 - FUNCTIONALITY

NOTE: Functionality -A bidder must obtain a minimum of 70%underfunctionality to qualify for final evaluation.

Functionality	Weighting
<p>Current Workload of Bidder</p> <ul style="list-style-type: none"> • Current value is equal or greater than twice the maximum value of the required CIDB grade = 0 • Current value is greater than the maximum value of the required CIDB grade but less than twice the maximum value of the required CIDB grade = 5 • Current value is within the required CIDB threshold = 10 • Current value is less than the minimum value of the required CIDB grade = 15 <p>Current value refers to current value of projects for both General Building (GB) and Civil Engineering (CE). Please list the current projects which your company is busy executing in Table 1.</p> <p>NB: Completion of this table is mandatory for points to be allocated. Do not refer to any attachment. If no projects at the moment the tender must indicate on this table. Appointment letters must be attached for current projects.</p> <p>Misrepresentation of facts will render your bid non-responsive.</p>	15

TENDER EVALUATION CRITERIA AND WEIGHTINGS**Table 1 List of current projects executed by the bidder**

1. Do you have the current projects being executed Yes/No?
2. If Yes, please indicate the details on the table below. Please note that it is compulsory to answer the question and if the answer is yes, complete the table. If the question is not answered or the table is not completed the points will not be allocated.

Project Description	Project Value	Start date	Planned end date	Client Name	Contact Person number

TENDER EVALUATION CRITERIA AND WEIGHTINGS

<p>Profile of key staff (the key staff must be linked to project-specific organogram). Organogram, CVs, certified copies of professional registration and certified copies of qualifications must be attached for points to be allocated.</p> <p>NB: List the details of key staff in Table 2. Completion of this table is mandatory for points to be allocated.</p>	<p>Weighting</p>
<p>Project Supervisor/Site Agent</p> <p>Qualification</p> <ul style="list-style-type: none"> • Registration as professional engineer, technologist, architect, construction manager or quantity surveyor = 5 • Degree in built environment = 3 • National Diploma in Built environment = 1 <p>Relevant experience in general building projects</p> <ul style="list-style-type: none"> • More than 5 years' experience = 5 • Between 2 and 5 years' experience = 3 • Less than 2 years = 1 <p>Construction Manager</p> <p>Qualification</p> <ul style="list-style-type: none"> • Registration as professional engineer, technologist, architect, construction manager or quantity surveyor = 5 • Degree in built environment = 3 • National Diploma in Built environment = 1 <p>Relevant experience in general building projects</p> <ul style="list-style-type: none"> • More than 5 years' experience = 5 • Between 2 and 5 years' experience = 3 • Less than 2 years = 1 <p>Site Safety Officer</p> <ul style="list-style-type: none"> • Registration with the South African Council for Project and Construction Management Professions (SACPCMP) as a Construction Health and Safety Officer / Construction Health and Safety Manager= 5 • Degree in built environment = 3 • National Diploma in Built environment=1 <p>Relevant experience in general building projects</p> <ul style="list-style-type: none"> • More than 5 years' experience = 5 • Between 2 and 5 years' experience = 3 • Less than 2 years = 1 	<p>30</p>

TENDER EVALUATION CRITERIA AND WEIGHTINGS

Table 2 Details of key staff.

Name	Position	Qualifications	Professional Registration (if any)	Experience: Number of year(s)	Indicate whether full time or part- time on this project

TENDER EVALUATION CRITERIA AND WEIGHTINGS

Experience in similar projects in the last 10 years	Weighting
<p>Number of projects completed within CIDB grade 7GB or higher. The grading applies at the time of award of the project.</p> <p>Completed Projects must be classified as General Building (GB) works in terms of CIDB for points to be allocated.</p> <ul style="list-style-type: none"> • Completed 5 or more projects = 25 • Completed 4 projects = 20 • Completed 3 projects = 15 • Completed 2 projects = 10 • Completed 1 project = 5 • Bidder submitted no project in CIDB Grade 7 or higher= 0 <p>NB: The details of completed projects must be entered in Table 3. Completion of this table is mandatory for points to be allocated. Appointment letters and completion certificates must be attached for points to be allocated. All attachments to be on appropriate letterhead and signed off by the client.</p>	25

[illegible]

TENDER EVALUATION CRITERIA AND WEIGHTINGS

Proposal and methodology	Weighting
<ul style="list-style-type: none"> Project Proposal/Method Statement <p>The Bidder does not cover any aspect of the scope of work or no information submitted/attached = 0</p> <p>The bidder does not deal with the critical aspects of the project associated with the scope of work =5</p> <p>The bidder addresses the scope of work, provides a methodology to deal with the critical aspects of the project associated with the works =10</p> <ul style="list-style-type: none"> Project Schedule/programme (acceptable scheduling software) <p>Programme not submitted =0</p> <p>Programme not aligned to Bill of Quantities (BOQ) = 2</p> <p>Programme is aligned to the Bill of Quantities (BOQ) =5</p> <ul style="list-style-type: none"> Cashflow projections <p>Cashflow not submitted =0</p> <p>The cash flow projections not aligned to the programme and BOQ=2</p> <p>The cash flow projections, programme and BOQ are aligned=5</p>	20

TENDER EVALUATION CRITERIA AND WEIGHTINGS


Safety, Health and Environmental Plan (SHEQ)	Weighting
<p>The Bidder does not cover any aspect of the scope of work or no information submitted/attached = 0</p> <p>The bidder does not address safety and health issues related to the works – i.e. there is no cognisance to the safety of the learners, teachers and workers and the impact of their work on the environment=5</p> <p>The safety, health and environment approach provided deals with the critical aspects of the project. Cognisance is taken dealing with safety of the workers, learners and teachers when conducting their works such as barricading of the area, conducting safety talk with the affected parties=10</p>	10
Total	100
<p>NB: To qualify for final evaluation the bidder must obtain a minimum score of 70% on functionality</p>	

NB: ADDITIONAL EVALUATION CRITERIA


1. This project forms part of the Twenty-Five (25) schools programme (See table below)
2. Should one bidder score high points on more than three (3) projects, Bidders will be required to meet the minimum requirements as listed below to qualify for additional appointment:
 - 2.1 Bidder should have a minimum functionality score of 90 points.
 - 2.2 Bidder should have one CIDB grading level above the highest appointed level required grading.
3. The department reserves the right to negotiate prices in accordance with regulation **6 (80/20 preference point system for acquisition of goods or services for Rand value equal to or above R30 000 and up to R50 million)** and/or **7 (90/10 preference point system for acquisition of goods or services with Rand value above R50 million)** of the Preferential Procurement Regulations of 2017.
4. Furthermore, the Department “LDPWR&I” is not obliged to award the tender to the bidder with the highest number of tender points.

Item No	Name of school	LDPW Contract Number
1	Diphuti Primary	LDPWRI-20091
2	Kgarahara Secondary	LDPWRI-20096
3	Masikhwa Primary	LDPWRI-20092
4	Napsadi Secondary	LDPWRI-20093
5	Ngwana Makhutswe Secondary	LDPWRI-20094
6	Rasema Secondary	LDPWRI-20115
7	Seale Secondary	LDPWRI-20095
8	Mmaphuti Manamela Secondary (New Site)	LDPWRI-B/20100
9	David Scara Kutumela Primary (Modimolle RDP Settlement)	LDPWRI-B/20102
10	Matsobane Primary	LDPWRI-B/20103
11	Rakgoatha Primary	LDPWRI-B/20099
12	Dikoloi Secondary	LDPWRI-B/20097
13	Matsibe Secondary	LDPWRI-B/20101
14	Sekete Secondary	LDPWRI-B/20104
15	Suswe Primary	LDPWRI-B/2098
16	Matsuokwane Secondary	LDPWRI-B/20106

17	Rebone Secondary	LDPWRI-B/20105
18	Dikgalaopeng Secondary	LDPWRI-B/20107
19	Seboeng Primary (New Site)	LDPWRI-B/20108
20	St. Paul Secondary	LDPWRI-B/20109
21	Chameti Secondary	LDPWRI-B/20110
22	Mphakani Primary	LDPWRI-B/20112
23	Ramatimana Primary School	LDPWRI-B/20111
24	Sehonwe Primary	LDPWRI-B/20114
25	Vutivi Primary (New Site)	LDPWRI-B/20113



PART T2: RETURNABLE DOCUMENTS



T2.1: LIST OF RETURNABLE DOCUMENTS

BID EVALUATION STAGE 1- MANDATORY REQUIREMENTS

1. The following returnable documents and mandatory requirements are compulsory, failure to comply will be considered non-responsive, and the bid will not be evaluated any further. All returnable documents are incorporated into the bid documents.
 - SBD1: Invitation to Bid (fully completed and signed)
 - Submit a power of attorney/Certificate of Authority (fully completed and signed)
 - Record of Addenda (where applicable)
 - SBD 4: Declaration of Interest
 - SBD 6.1: Reference Points claim form in terms of the Preferential Procurement Regulations 2017 or amended.
 - SBD 6.2 Declaration Certificate for Local Production and Content
 - SBD 8: Declaration of the bidder's past SCM practices
 - SBD 9: Certificate of Bid determination
 - C1.1: Form of the offer (PART C1)
 - Joint venture certificate (where applicable)
 - Bidding entity must not have any of their directors/shareholders listed on the Register of Tender Defaulters in terms of the Prevention and Combating of Corrupt Activities Act of 2004 as a person prohibited from doing business with the public sector;
 - Bidding entity must not appear on the National Treasury's list of blacklisted entities
 - Completion of the Bid Document must be done with a non-erasable black pen
 - Submission of fully completed original tender document
 - CIDB Build Programme (Signed)
2. The following returnable documents are **required for tender evaluation purposes**.
 - Curriculum Vitae of all key staff allocated to this project, indicating their experience and qualifications and professional registration with various councils.
 - Certified copies (not older than 6 months from the date of certifying) of all qualifications, professional registrations, and training.
 - Letters of completion for previous or current work on appropriate letterhead and signed off by the client must be attached. The letters must detail the scope of work undertaken, project value is undertaken, date of award and completion, and the location where work was carried out.
 - Proof of ownership of the plant or confirmation of rental agreement thereof.
 - Methodology documentation, detailing the bidder's approach to executing the scope of works, risk, and environmental impact.
 - Proof of Contractor Registration issued by the Construction Industry Development Board - Compulsory.
 - Signed Preferencing Schedule, including submitting the supporting documents
 - B-BBEE Verification Certificates issued by a verification agency accredited by the South African National Accreditation System "SANAS" (In the case of a consortium and Joint venture, a Joint BBBEE certificate is required, but where sub-contracting only the BBBEE of the bidding entity is required). Or in the case of an Exempted Micro Enterprise or a Qualifying Small Enterprise, if permitted in terms of the relevant code,
 - A duly completed and valid affidavit on the relevant form obtained from the DTI website (https://www.thedti.gov.za/economic_empowerment/bee_codes.jsp). Failure to submit these documents will result in no points allocated.

PART T2: RETURNABLE DOCUMENTS

- Copy of COIDA (Compensation for Occupational Injuries and Diseases) registration certificate, e.g. Letter of Good Standing
- A valid Tax Clearance, unique security Personal Identification Number(PIN) issued by the South African Revenue Services (where Consortium / Joint Venture / Sub- contractors / Sub-consultants are involved, each party to the association must submit a separate Valid Tax Clearance unique security personal Identification number)
- Certified copy of directors' identity documents not older than six months. No copy of a certified copy will be accepted.
- Joint Venture or Consortium submissions are eligible, Joint Venture Agreement must be notarized by the commissioner of oath.
- Submission of fully Completed and Priced Bill of Quantities

KINDLY NOTE THAT FAILURE TO SUBMIT AND OR COMPLETE THE REQUIRED DOCUMENTATION (AS PER MANDATORY REQUIREMENTS INCLUDING COMPLETION OF SBD 1, 4, 6.1, 6.2, 8 and 9) WITH THE TENDER WILL RESULT IN YOUR TENDER BEING REJECTED WITHOUT FURTHER CONSIDERATION.

PART T2: RETURNABLE DOCUMENTS

T2.2: RETURNABLE SCHEDULE

Bidders shall indicate whether the list of returnables has been submitted together with the following completed documents or attachments (by indicating Yes or No)		Complaint	
1.	SBD 1: Invitation to Bid	Yes	No
2.	Certificate of Authority	Yes	No
3.	Record of Addenda to the tender	Yes	No
4.	Compulsory Declaration	Yes	No
5.	Preferencing schedule: Broad-based Black Economic Empowerment status	Yes	No
6.	Proposed amendments and qualifications (if applicable)	Yes	No
7.	SBD 4: Declaration of Interest	Yes	No
8.	SBD 6.1: Reference Points claim form in terms of the Preferential Procurement Regulations 2017 or amended	Yes	No
9.	SBD 6.2 Declaration Certificate for Local Production and Content	Yes	No
10.	SBD 8: Declaration of the bidder's past SCM practices	Yes	No
11.	SBD 9: Certificate of Bid determination	Yes	No
12.	Form of offer	Yes	No
13.	CSD (Summary)	Yes	No
14.	COIDA	Yes	No
15.	Valid tax clearance or tax pin	Yes	No
16.	Certified copy of Contractor Registration for Incorporation or of Company Registration Document	Yes	No
17.	Joint venture certificate (where applicable)	Yes	No
18.	B-BBEE Verification Certificates issued by a verification agency accredited by the South African National Accreditation System (SANAS)	Yes	No
19.	Certified copies of Qualifications, Professional registration, and Training for Key persons	Yes	No
20.	Methodology/Method statement	Yes	No
21.	Certificates or letters of completed or current similar projects, with Contactable references and on the Client's letterhead	Yes	No
22.	Certified copy of directors' identity documents	Yes	No
23.	Minimum CIDB class grading: 7GB or higher (CIDB Certificate)	Yes	No
24.	Preliminary Programme/schedule and cash flow	Yes	No
25.	Safety, Health and Environmental Plan (SHEQ)	Yes	No
26.	CIDB Build Programme (Additional Notes)	Yes	No

BID NUMBER: LDPWRI-B/20097

PART T2: RETURNABLE DOCUMENTS

SBD1: INVITATION TO BID

PART A

YOU ARE HEREBY INVITED TO BID FOR REQUIREMENTS OF THE (NAME OF DEPARTMENT/ PUBLIC ENTITY)					
BID NUMBER:	LDPWRI-B/20097	CLOSING DATE:	As per Tender Advert	CLOSING TIME:	As per Tender Advert
DESCRIPTION	Upgrades and Additions at Dikoloi Secondary School				
THE SUCCESSFUL BIDDER WILL BE REQUIRED TO FILL IN AND SIGN A WRITTEN CONTRACT FORM (SBD7).					
BID RESPONSE DOCUMENTS MAY BE DEPOSITED IN THE BID BOX SITUATED AT (STREET ADDRESS)					
SUPPLIER INFORMATION					
NAME OF BIDDER					
POSTAL ADDRESS					
STREET ADDRESS					
TELEPHONE NUMBER	CODE		NUMBER		
CELLPHONE NUMBER					
FACSIMILE NUMBER	CODE		NUMBER		
E-MAIL ADDRESS					
VAT REGISTRATION NUMBER					
	TCS PIN:		OR	CSD No:	
B-BBEE STATUS LEVEL VERIFICATION CERTIFICATE [TICK APPLICABLE BOX]	<input type="checkbox"/> Yes <input type="checkbox"/> No		B-BBEE STATUS LEVEL SWORN AFFIDAVIT	<input type="checkbox"/> Yes <input type="checkbox"/> No	
IF YES, WHO WAS THE CERTIFICATE ISSUED BY?					
AN ACCOUNTING OFFICER AS CONTEMPLATED IN THE CLOSE CORPORATION ACT (CCA) AND NAME THE APPLICABLE IN THE TICK BOX	<input type="checkbox"/>	AN ACCOUNTING OFFICER AS CONTEMPLATED IN THE CLOSE CORPORATION ACT (CCA)			
	<input type="checkbox"/>	A VERIFICATION AGENCY ACCREDITED BY THE SOUTH AFRICAN ACCREDITATION SYSTEM (SANAS)			
	<input type="checkbox"/>	A REGISTERED AUDITOR			
NAME:					
[A B-BBEE STATUS LEVEL VERIFICATION CERTIFICATE/SWORN AFFIDAVIT (FOR EMEs& QSEs) MUST BE SUBMITTED IN ORDER TO QUALIFY FOR PREFERENCE POINTS FOR B-BBEE]					

PART T2: RETURNABLE DOCUMENTS

<p>ARE YOU THE ACCREDITED REPRESENTATIVE IN SOUTH AFRICA FOR THE GOODS /SERVICES /WORKS OFFERED?</p>	<p><input type="checkbox"/>Yes <input type="checkbox"/>No</p> <p>[IF YES ENCLOSE PROOF]</p>	<p>ARE YOU A FOREIGN BASED SUPPLIER FOR THE GOODS /SERVICES /WORKS OFFERED?</p>	<p><input type="checkbox"/>Yes <input type="checkbox"/>No</p> <p>[IF YES ANSWER PART B:3 BELOW]</p>
<p>SIGNATURE OF BIDDER</p>	<p>.....</p>		<p>DATE</p>
<p>CAPACITY UNDER WHICH THIS BID IS SIGNED (Attach proof of authority to sign this bid; e.g. resolution of directors, etc.)</p>			
<p>TOTAL NUMBER OF ITEMS OFFERED</p>		<p>TOTAL BID PRICE (ALL INCLUSIVE)</p>	
<p>BIDDING PROCEDURE ENQUIRIES MAY BE DIRECTED TO:</p>		<p>TECHNICAL INFORMATION MAY BE DIRECTED TO:</p>	
<p>DEPARTMENT/ PUBLIC ENTITY</p>	<p>LDPWR&I</p>	<p>CONTACT PERSON</p>	<p>Mr. P. Makape</p>
<p>CONTACT PERSON</p>	<p>Ms Moloto V.</p>	<p>TELEPHONE NUMBER</p>	<p>082 460 6271</p>
<p>TELEPHONE NUMBER</p>	<p>015 284 7142</p>	<p>FACSIMILE NUMBER</p>	
<p>FACSIMILE NUMBER</p>		<p>E-MAIL ADDRESS</p>	<p>makapep@dpw.limpopo.gov.za</p>
<p>E-MAIL ADDRESS</p>	<p>molotomv@dpw.limpopo.gov.za</p>		

PART T2: RETURNABLE DOCUMENTS

PART B: TERMS AND CONDITIONS FOR BIDDING

1. BID SUBMISSION:	
1.1. BIDS MUST BE DELIVERED BY THE STIPULATED TIME TO THE CORRECT ADDRESS. LATE BIDS WILL NOT BE ACCEPTED FOR CONSIDERATION.	
1.2. ALL BIDS MUST BE SUBMITTED ON THE OFFICIAL FORMS PROVIDED– (NOT TO BE RE-TYPED) OR ONLINE	
1.3. BIDDERS MUST REGISTER ON THE CENTRAL SUPPLIER DATABASE (CSD) TO UPLOAD MANDATORY INFORMATION NAMELY: (BUSINESS REGISTRATION/ DIRECTORSHIP/ MEMBERSHIP/IDENTITY NUMBERS; TAX COMPLIANCE STATUS; AND BANKING INFORMATION FOR VERIFICATION PURPOSES). B-BBEE CERTIFICATE OR SWORN AFFIDAVIT FOR B-BBEE MUST BE SUBMITTED TO BIDDING INSTITUTION.	
1.4. WHERE A BIDDER IS NOT REGISTERED ON THE CSD, MANDATORY INFORMATION NAMELY: (BUSINESS REGISTRATION/ DIRECTORSHIP/ MEMBERSHIP/IDENTITY NUMBERS; TAX COMPLIANCE STATUS MAY NOT BE SUBMITTED WITH THE BID DOCUMENTATION. B-BBEE CERTIFICATE OR SWORN AFFIDAVIT FOR B-BBEE MUST BE SUBMITTED TO BIDDING INSTITUTION.	
1.5. THIS BID IS SUBJECT TO THE PREFERENTIAL PROCUREMENT POLICY FRAMEWORK ACT 2000 AND THE PREFERENTIAL PROCUREMENT REGULATIONS, 2017, THE GENERAL CONDITIONS OF CONTRACT (GCC) AND, IF APPLICABLE, ANY OTHER LEGISLATION OR SPECIAL CONDITIONS OF CONTRACT.	
2. TAX COMPLIANCE REQUIREMENTS	
2.1 BIDDERS MUST ENSURE COMPLIANCE WITH THEIR TAX OBLIGATIONS.	
2.2 BIDDERS ARE REQUIRED TO SUBMIT THEIR UNIQUE PERSONAL IDENTIFICATION NUMBER (PIN) ISSUED BY SARS TO ENABLE THE ORGAN OF STATE TO VIEW THE TAXPAYER'S PROFILE AND TAX STATUS.	
2.3 APPLICATION FOR TAX COMPLIANCE STATUS (TCS) OR PIN MAY ALSO BE MADE VIA E-FILING. IN ORDER TO USE THIS PROVISION, TAXPAYERS WILL NEED TO REGISTER WITH SARS AS E-FILERS THROUGH THE WEBSITE WWW.SARS.GOV.ZA.	
2.4 BIDDERS MAY ALSO SUBMIT A PRINTED TCS TOGETHER WITH THE BID.	
2.5 IN BIDS WHERE CONSORTIA / JOINT VENTURES / SUB-CONTRACTORS ARE INVOLVED, EACH PARTY MUST SUBMIT A SEPARATE PROOF OF TCS / PIN / CSD NUMBER.	
2.6 WHERE NO TCS IS AVAILABLE BUT THE BIDDER IS REGISTERED ON THE CENTRAL SUPPLIER DATABASE (CSD), A CSD NUMBER MUST BE PROVIDED.	
3. QUESTIONNAIRE TO BIDDING FOREIGN SUPPLIERS	
3.1. IS THE BIDDER A RESIDENT OF THE REPUBLIC OF SOUTH AFRICA (RSA)?	<input type="checkbox"/> YES <input type="checkbox"/> NO
3.2. DOES THE BIDDER HAVE A BRANCH IN THE RSA?	<input type="checkbox"/> YES <input type="checkbox"/> NO
3.3. DOES THE BIDDER HAVE A PERMANENT ESTABLISHMENT IN THE RSA?	<input type="checkbox"/> YES <input type="checkbox"/> NO
3.4. DOES THE BIDDER HAVE ANY SOURCE OF INCOME IN THE RSA?	<input type="checkbox"/> YES <input type="checkbox"/> NO
IF THE ANSWER IS "NO" TO ALL OF THE ABOVE, THEN, IT IS NOT A REQUIREMENT TO OBTAIN A TAX COMPLIANCE STATUS / TAX COMPLIANCE SYSTEM PIN CODE FROM THE SOUTH AFRICAN REVENUE SERVICE (SARS) AND IF NOT REGISTER AS PER 2.3 ABOVE.	

NB: FAILURE TO PROVIDE ANY OF THE ABOVE PARTICULARS MAY RENDER THE BID INVALID.

CERTIFICATE OF AUTHORITY

Indicate the status of the tenderer by ticking the appropriate box hereunder. The tenderer must complete the certificate set out below for the relevant category.

A Company	B Partnership	C Joint Venture	D Sole Proprietor	E Close Corporation

A. CERTIFICATE FOR COMPANY

I,....., chairperson of the board of directors of hereby confirm that by resolution of the board (copy attached) taken on20..., Mr/Mrs.....acting in the capacity of.....,was authorized to sign all documents in connection with this tender and any contract resulting from it on behalf of the company.

As witness

1.....
Chairperson
2.....
Date

B. CERTIFICATE OF PARTNERSHIP

We, the undersigned, being the key partners in the business trading as

hereby authorize Mr/Mrs....., acting in the capacity of.....to sign all documents in connection with the tender for Contract.....and any contract resulting from it on our behalf.

NAME	ADDRESS	SIGNATURE	DATE

NOTE: This certificate is to be completed and signed by all the key partners upon whom rests the direction of the affairs of the Partnership as a whole.

C. CERTIFICATE FOR JOINT VENTURE

We, the undersigned, are submitting this tender offer in Joint Venture and hereby authorize Mr/Mrs....., authorized signatory of the company,acting in the capacity of lead partner, to sign all documents in connection with the tender offer for Contract.....and any other contract resulting from it on our behalf.

This authorization is evidenced by the attached power of attorney signed by legally authorized signatories of all the partners to the Joint Venture.

NAME OF FIRM	ADDRESS	AUTHORIZING SIGNATURE, NAME & CAPACITY

D. CERTIFICATE FOR THE SOLE PROPRIETOR

I,, hereby confirm that I am the sole owner of the business trading as.....

As Witness:

1.....
Signature: Sole owner

2.....
Date

E. CERTIFICATE FOR CLOSE CORPORATION

We, the undersigned, being the key members in the business trading as.....hereby authorise Mr/Mrs.....acting in the capacity of....., to sign all documents in connection with the tender for Contract.....and any contract resulting from it on our behalf.

NAME	ADDRESS	SIGNATURE	DATE

PART T2: RETURNABLE DOCUMENTS

NOTE: This certificate is to be completed and signed by all the key members upon whom rests the direction of the affairs of the Close Corporation as a whole

Record of Addenda to tender documents

We confirm that the following communications received from the Employer before the submission of this tender offer, amending the tender documents, have been taken into account in this tender offer:		
	Date	Title or Details
1.		
2.		
3.		
4.		
5.		
6.		
7.		
8.		
9.		
10.		

Attach additional pages if more space is required.

Signed _____ Date _____

Name _____ Position _____

Tenderer _____

Compulsory Declaration

The following particulars must be furnished. In the case of a joint venture, a separate declaration in respect of each partner must be completed and submitted.

Section 1: Enterprise Details

Name of enterprise:	
Contact person:	
Email:	
Telephone:	
Cell no	
Fax:	
Physical address	
Postal address	

Section 2: Particulars of companies and close corporations

Company / Close Corporation registration number	
--	--

Section 3: SARS Information

Tax reference number	
VAT registration number:	<i>State Not Registered if not registered for VAT</i>

Section 4: CIDB registration number

Section 5: National Treasury Central Supplier Database

Supplier number	
Unique registration reference number	

Section 6: Particulars of principals

principal: means a natural person who is a partner in a partnership, a sole proprietor, a director of a company established in terms of the Companies Act of 2008 (Act No. 71 of 2008) or a member of a close corporation registered in terms of the Close Corporation Act, 1984, (Act No. 69 of 1984).

Full name of the principal	Identity number	Personal tax reference number

Attach a separate page if necessary

PART T2: RETURNABLE DOCUMENTS

Section 7: Record in the service of the state

Indicate by marking the relevant boxes with a cross, if any principal is currently or has been within the last 12 months in the service of any of the following:

- | | |
|--|--|
| <input type="checkbox"/> a member of any municipal council | <input type="checkbox"/> an employee of any department, national or provincial public entity or constitutional institution within the meaning of the Public Finance Management Act of 1999 (Act No. 1 of 1999) |
| <input type="checkbox"/> a member of any provincial legislature | |
| <input type="checkbox"/> a member of the National Assembly or the National Council of Province | <input type="checkbox"/> a member of an accounting authority of any national or provincial public entity |
| <input type="checkbox"/> a member of the board of directors of any municipal entity | <input type="checkbox"/> an employee of Parliament or a provincial legislature |
| <input type="checkbox"/> an official of any municipality or municipal entity | |

If any of the above boxes are marked, disclose the following:

Name of principal	Name of institution, public office, board or organ of state and position held	Status of service (tick appropriate column)	
		Current	Within the last 12 months

*insert separate page if necessary

Section 8: Record of a family member in the service of the state

family member: a person's spouse, whether in a marriage or in a customary union according to indigenous law, a domestic partner in a civil union, or child, parent, brother, sister, whether such a relationship results from birth, marriage or adoption

Indicate by marking the relevant boxes with a cross, if any family member of a principal as defined in section 5 is currently or has been within the last 12 months been in the service of any of the following:

- | | |
|--|---|
| <input type="checkbox"/> a member of any municipal council | <input type="checkbox"/> an employee of any provincial department, national or provincial public entity or constitutional institution within the meaning of the Public Finance Management Act, 1999 (Act 1 of 1999) |
| <input type="checkbox"/> a member of any provincial legislature | |
| <input type="checkbox"/> a member of the National Assembly or the National Council of Province | <input type="checkbox"/> a member of an accounting authority of any national or provincial public entity |
| <input type="checkbox"/> a member of the board of directors of any municipal entity | <input type="checkbox"/> an employee of Parliament or a provincial legislature |
| <input type="checkbox"/> an official of any municipality or municipal entity | |

Name of a family member	Name of institution, public office, board or organ of state and position held	Status of service (tick appropriate column)	
		Current	Within the last 12 months

*insert separate page if necessary

PART T2: RETURNABLE DOCUMENTS

Section 9: Record of termination of previous contracts with an organ of state

Was any contract between the tendering entities including any of its joint venture partners terminated during the past 5 years for reasons other than the employer no longer requiring such works or the employer fails to make payment in terms of the contract.

☐ Yes ☐ No (Tick appropriate box)

If yes, provide particulars (interest separate page if necessary)

Section 10: Declaration

The undersigned, who warrants that he/she is duly authorized to do so on behalf of the tendering entity confirms that the contents of this Declaration are within my knowledge, and save where stated otherwise in an attachment hereto, are to the best of my belief both true and correct, and:

- i) neither the name of the tendering entity or any of its principals appears on:
 - a) the Register of Tender Defaulters established in terms of the Prevention and Combating of Corrupt Activities Act of 2004 (Act No. 12 of 2004)
 - b) National Treasury's Database of Restricted Suppliers (see www.treasury.gov.za)
- ii) neither the tendering entity or any of its principals has within the last five years been convicted of fraud or corruption by a court of law (including a court outside of the Republic of South Africa);
- iii) any principal who is presently employed by the state has the necessary permission to undertake remunerative work outside such employment (attach permission to this declaration);
- iv) the tendering entity is not associated, linked or involved with any other tendering entities submitting tender offers
- v) has not engaged in any prohibited restrictive horizontal practices including consultation, communication, agreement, or arrangement with any competing or potential tendering entity regarding prices, geographical areas in which goods and services will be rendered, approaches to determining prices or pricing parameters, intentions to submit a tender or not, the content of the submission (specification, timing, conditions of the contract, etc.) or intention to not win a tender;
- vi) has no other relationship with any of the tenderers or those responsible for compiling the scope of work that could cause or be interpreted as a conflict of interest;
- vii) neither the tenderer or any of its principals owes municipal rates and taxes or municipal service charges to any municipality or a municipal entity and are not in arrears for more than 3 months;
- viii) SARS may, on an on-going basis during the term of the contract, disclose the tenderer's tax compliance status to the Employer and when called upon to do so, obtain the written consent of any subcontractors who are subcontracted to execute a portion of the contract that is entered into more than the threshold prescribed by the National Treasury, for SARS to do likewise.

Signed

Date

Name

Position

Enterprise

.....

PART T2: RETURNABLE DOCUMENTS

- NOTE 2: Section 30(1) of the Public Service Act, 1994, prohibits an employee (person who is employed in posts on the establishment of departments) from performing or engaging remunerative work outside his or her employment in the relevant department, except with the written permission of the executive authority of the department. When in operation, Section 8(2) of the Public Administration Management Act, 2014, will prohibit an employee of the public administration (i.e. organs of state and all national departments, national government components listed in Part A of Schedule 3 to the Public Service Act, provincial departments including the office of the premier listed in Schedule 1 of the Public Service Act and provincial departments listed in schedule 2 of the Public Service Act, and provincial government components listed in Part B of Schedule 3 of the Public Service Act) or persons contracted to executive authorities in accordance with the provisions of section 12A of the Public Service Act of 1994 or persons performing similar functions in organs of state from conducting business with the State or to be a director of a public or private company conducting business with the State. The offense for doing so is a fine or imprisonment for a period not exceeding 5 years or both. It is also serious misconduct which may result in the termination of employment by the employer.
- NOTE 3: Regulation 44 of Supply Chain Management regulations issued in terms of the Municipal Finance Management Act of 2003 requires that organs of state and municipal entities not award a contract to a person who is the service of the state, a director, manager or principal shareholder in the service of the state or who has been in the service of the state in the previous twelve months.
- NOTE 4: Regulation 45 of Supply Chain Management regulations requires a municipality or municipal entity to disclose in the notes to the particulars of the annual statement of any award made to a close family member in the service of the state.
- NOTE 5: Corrupt activities which give rise to an offense in terms of the Prevention and Combating of Corrupt Activities Act of 2004) include improperly influencing in any way the procurement of any contract, the fixing of the price, consideration or other amounts of money stipulated or otherwise provided for in any contract and the manipulating by any means of the award of a tender.
- NOTE 6: Section 4 of the Competition Act of 1998 prohibits restrictive horizontal practice including agreements between parties in a horizontal relationship that have the effect of substantially preventing or lessening competition, directly or indirectly fixing prices or dividing markets or constitute collusive tendering. Section 5 also prohibits restrictive vertical practices. Any restrictive practices that are suspicious will be reported to the Competition Commission for investigation and possible imposition of administrative penalties.

F. BROAD-BASED BLACK ECONOMIC EMPOWERMENT

Preferencing schedule: Broad-Based Black Economic Empowerment Status

Preamble

Section 10(b) of the Broad-Based Black Economic Empowerment Act of 2003 (Act No. 53 of 2003) states that “Every organ of state and the public entity must take into account and, as far as is reasonably possible, apply any **relevant code of good practice** issued in terms of this Act in developing and implementing a preferential procurement policy.”

A number of codes of good practice have been issued in terms of Section 9(1) of the B-BBEE Act of 2003, including a generic code of good practice and various sector codes. The sector codes vary the metrics, weightings, and targets used in the generic code of good practice to establish the overall performance of an entity and its B-BBEE status. The B-BBEE status needs to be assessed in accordance with the applicable code.

1 Conditions associated with the granting of preferences

Tenderers who claim a preference shall provide proof of B-BBEE status level of contributor in accordance with the requirements of section 2 in respect of the applicable code as at the closing time for submissions, failing which their claims for preferences will be rejected.

1 Proof of B-BBEE status level of contributor

Proof of B-BBEE status level of contributor shall be by means of

- the B-BBEE status level certificate issued by an authorized body or person;
- an affidavit as prescribed by the B-BBEE Codes of Good Practice; or
- any other requirement prescribed in terms of the Broad-Based Black Economic Empowerment Act

2 Tender preferences claimed

The scoring shall be as follows:

B-BBEE status level of contributor	Status level of a tenderer (tick relevant level)	Number of preference points	
		90/10 preference points system	80/20 preference points system
Form not completed or non-complaint contributor		0	0
Level 8 contributor		1	2
Level 7 contributor		2	4
Level 6 contributor		3	6
Level 5 contributor		4	8
Level 4 contributor		5	12
Level 3 contributor		6	14
Level 2 contributor		9	18
Level 1 contributor		10	20

4 Declaration

The tenderer declares that

- a) the tendering entity is a level contributor as stated in the submitted proof of B-BBEE status level of a contributor as at the closing date for submissions
- b) the tendering entity has been measured in terms of the following code (tick applicable box):

☐ Generic code of good practice

PART T2: RETURNABLE DOCUMENTS

☐ Construction Sector Code

☐ Other – specify

.....

.....

- c) the tendering entity confirms that it will only enter into a subcontract with the Employer's prior approval and is not permitted to subcontract more than 25% of the total of the prices of the contract to any other enterprise that does not have an equal or higher B-BBEE status level of contributor unless the contract is a subcontractor to an Exempted Micro Enterprises which has the capability to execute the contract.
- d) the contents of the declarations made in terms of a) and b) above are within my knowledge and are to the best of my belief both true and correct

The undersigned, who warrants that he/she is duly authorized to do so on behalf of the tenderer, confirms that he/she understands the conditions under which such preferences are granted and confirms that the tenderer satisfies the conditions about the granting of tender preferences.

Signature:

Name:

Duly authorized to sign on behalf of:

Telephone:

Fax: Date:

Name of witness: Signature of witness:

Note: 1) Failure to complete the declaration will lead to the rejection of a claim for preference.
2) Supporting documentation of the abovementioned claim for preference must be submitted with the tender submission to be eligible for a preference

Proposed amendments and qualifications

The Tenderer should record any deviations or qualifications he may wish to make to the tender documents in this Returnable Schedule. Alternatively, a tenderer may state such deviations and qualifications in a cover letter to his tender and reference such a letter in this schedule.

The Tenderer’s attention is drawn to clause 5.8 of SANS 10845-3 regarding the employer’s handling of material deviations and qualifications.

Page	Clause or item	Proposal

Signed

Date

Name

Position

Tenderer

SBD 4: DECLARATION OF INTEREST

SBD 4: DECLARATION OF INTEREST

1. Any legal person, including persons employed by the state¹, or persons having a kinship with persons employed by the state, including a blood relationship, may make an offer or offers in terms of this invitation to bid (includes an advertised competitive bid, a limited bid, a proposal or written price quotation). Because of possible allegations of favouritism, should the resulting bid, or part thereof, be awarded to persons employed by the state, or to persons connected with or related to them, it is required that the bidder or his/her authorized representative declare his/her position concerning the evaluating/adjudicating authority where-

- the bidder is employed by the state; and/or
- the legal person on whose behalf the bidding document is signed, has a relationship with persons/a person who are/is involved in the evaluation and or adjudication of the bid(s), or where it is known that such a relationship exists between the person or persons for or on whose behalf the declarant acts and persons who are involved with the evaluation and or adjudication of the bid.

2. To give effect to the above, the following questionnaire must be completed and submitted with the bid.

2.1 Full Name of bidder or his or her representative:

2.2 Identity Number.....

2.3 The position occupied in the Company (director, trustee, shareholder², member):

.....

2.4 Registration number of company, enterprise, close corporation, partnership agreement or trust:

.....

2.5 Tax Reference Number:

2.6 VAT Registration Number:

2.6.1 The names of all directors/trustees/shareholders/members, their identity numbers, tax reference numbers and, if applicable, employee / PERSAL numbers must be indicated in paragraph 3 below.

¹"State" means –

- (a) any national or provincial department, national or provincial public entity or constitutional institution within the meaning of the Public Finance Management Act, 1999 (Act No. 1 of 1999);
- (b) any municipality or municipal entity;
- (c) provincial legislature;
- (d) national Assembly or the national Council of provinces; or
- (e) Parliament.

²"Shareholder" means a person who owns shares in the company and is actively involved in the management of the enterprise or business and exercises control over the enterprise.

2.7 Are you or any person connected with the bidder? YES / NO
Presently employed by the state?

2.7.1 If so, furnish the following particulars:

Name of person / director / trustee / shareholder/ member:
Name of state institution at which you or the person
connected to the bidder is employed:

SBD 4: DECLARATION OF INTEREST

The position occupied in the state institution:

Any other particulars:
.....
.....
.....

2.7.2 If you are presently employed by the state, did you obtain the appropriate authority to undertake remunerative work outside employment in the public sector? YES / NO

2.7.2.1 If yes, did you attach proof of such authority to the bid document? YES / NO

(Note: Failure to submit proof of such authority, where applicable, may result in the disqualification of the bid.

2.7.2.2 If no, furnish reasons for non-submission of such proof:
.....
.....
.....

2.8 Did you or your spouse, or any of the company’s directors / trustees/shareholders/members or their spouses conduct business with the state in the previous twelve months? YES / NO

2.8.1 If so, furnish particulars:
.....
.....
.....

2.9 Do you, or any person connected with the bidder, have any relationship (family, friend, other) with a person employed by the state and who may be involved with the evaluation and or adjudication of this bid? YES / NO

2.9.1 If so, furnish particulars.
.....
.....
.....

2.10 Are you, or any person connected with the bidder, aware of any relationship (family, friend, other) between any other bidder and any person employed by the state who may be involved with the evaluation and or adjudication of this bid? YES/NO

2.10.1 If so, furnish particulars.
.....
.....
.....

SBD 4: DECLARATION OF INTEREST

2.11Do you or any of the directors / trustees / shareholders / members
of the company have any interest in any other related companies
whether or not they are bidding for this contract?

YES/NO

2.11.1 If so, furnish particulars:

.....

.....

.....

3 Full details of directors / trustees / members / shareholders.

Full Name	Identity Number	Personal Income Tax Reference Number	State Employee Number / Persal Number

4 DECLARATION

I, THE UNDERSIGNED (NAME).....

CERTIFY THAT THE INFORMATION FURNISHED IN PARAGRAPHS 2 and 3 ABOVE IS CORRECT.
I ACCEPT THAT THE STATE MAY REJECT THE BID OR ACT AGAINST ME SHOULD THIS DECLARATION
PROVE TO BE FALSE.

.....
Signature

.....
Date

.....
Position

.....
Name of bidder

SBD 6.1: REFERENCE POINTS CLAIM FORM IN TERMS OF THE PREFERENTIAL PROCUREMENT REGULATIONS 2017

This preference form must form part of all bids invited. It contains general information and serves as a claim form for preference points for Broad-Based Black Economic Empowerment (B-BBEE) Status Level of Contribution

NB: BEFORE COMPLETING THIS FORM, BIDDERS MUST STUDY THE GENERAL CONDITIONS, DEFINITIONS AND DIRECTIVES APPLICABLE IN RESPECT OF B-BBEE, AS PRESCRIBED IN THE PREFERENTIAL PROCUREMENT REGULATIONS, 2017.

1. GENERAL CONDITIONS

1.1 The following preference point systems are applicable to all bids:

- the 80/20 system for requirements with a Rand value of up to R50 000 000 (all applicable taxes included); and
- the 90/10 system for requirements with a Rand value above R50 000 000 (all applicable taxes included).

1.2

- a) The value of this bid is estimated to not exceed R50 000 000 (all applicable taxes included) and therefore the 80/20 preference point system shall be applicable; or
- b) Either the 80/20 or 90/10 preference point system will be applicable to this tender (*delete whichever is not applicable for this tender*).

1.3 Points for this bid shall be awarded for:

- (a) Price; and
- (b) B-BBEE Status Level of Contributor.

1.4 The maximum points for this bid are allocated as follows:

	POINTS
PRICE	80
B-BBEE STATUS LEVEL OF CONTRIBUTOR	20
Total points for Price and B-BBEE must not exceed	100

1.5 Failure on the part of a bidder to submit proof of B-BBEE Status level of contributor together with the bid, will be interpreted to mean that preference points for B-BBEE status level of contribution are not claimed.

- 1.6 The purchaser reserves the right to require of a bidder, either before a bid is adjudicated or at any time subsequently, to substantiate any claim in regard to preferences, in any manner required by the purchaser.

2. DEFINITIONS

- (a) **“B-BBEE”** means broad-based black economic empowerment as defined in section 1 of the Broad-Based Black Economic Empowerment Act;
- (b) **“B-BBEE status level of contributor”** means the B-BBEE status of an entity in terms of a code of good practice on black economic empowerment, issued in terms of section 9(1) of the Broad-Based Black Economic Empowerment Act;
- (c) **“bid”** means a written offer in a prescribed or stipulated form in response to an invitation by an organ of state for the provision of goods or services, through price quotations, advertised competitive bidding processes or proposals;
- (d) **“Broad-Based Black Economic Empowerment Act”** means the Broad-Based Black Economic Empowerment Act, 2003 (Act No. 53 of 2003);
- (e) **“EME”** means an Exempted Micro Enterprise in terms of a code of good practice on black economic empowerment issued in terms of section 9 (1) of the Broad-Based Black Economic Empowerment Act;
- (f) **“functionality”** means the ability of a tenderer to provide goods or services in accordance with specifications as set out in the tender documents.
- (g) **“prices”** includes all applicable taxes less all unconditional discounts;
- (h) **“proof of B-BBEE status level of contributor”** means:
 - 1) B-BBEE Status level certificate issued by an authorized body or person;
 - 2) A sworn affidavit as prescribed by the B-BBEE Codes of Good Practice;
 - 3) Any other requirement prescribed in terms of the B-BBEE Act;
- (i) **“QSE”** means a qualifying small business enterprise in terms of a code of good practice on black economic empowerment issued in terms of section 9 (1) of the Broad-Based Black Economic Empowerment Act;
- (j) **“rand value”** means the total estimated value of a contract in Rand, calculated at the time of bid invitation, and includes all applicable taxes;

3. POINTS AWARDED FOR PRICE

3.1 THE 80/20 OR 90/10 PREFERENCE POINT SYSTEMS

A maximum of 80 or 90 points is allocated for price on the following basis: **80/20 or 90/10**

$$P_s = 80 \left(1 - \frac{P_t - P_{\min}}{P_{\min}} \right) \quad \text{or} \quad P_s = 90 \left(1 - \frac{P_t - P_{\min}}{P_{\min}} \right)$$

Where

P_s = Points scored for price of bid under consideration

P_t = Price of bid under consideration

P_{\min} = Price of lowest acceptable bid

4. POINTS AWARDED FOR B-BBEE STATUS LEVEL OF CONTRIBUTOR

- 4.1 In terms of Regulation 6 (2) and 7 (2) of the Preferential Procurement Regulations, preference points must be awarded to a bidder for attaining the B-BBEE status level of contribution in accordance with the table below:

B-BBEE Status Level of Contributor	Number of points (90/10 system)	Number of points (80/20 system)
1	10	20
2	9	18
3	6	14
4	5	12
5	4	8
6	3	6
7	2	4
8	1	2
Non-compliant contributor	0	0

5. BID DECLARATION

- 5.1 Bidders who claim points in respect of B-BBEE Status Level of Contribution must complete the following:

6. B-BBEE STATUS LEVEL OF CONTRIBUTOR CLAIMED IN TERMS OF PARAGRAPHS 1.4 AND 4.1

- 6.1 B-BBEE Status Level of Contributor: . =(maximum of 10 or 20 points)
(Points claimed in respect of paragraph 7.1 must be in accordance with the table reflected in paragraph 4.1 and must be substantiated by relevant proof of B-BBEE status level of contributor.

7. SUB-CONTRACTING

7.1 Will any portion of the contract be sub-contracted?

(**Tick applicable box**)

YES		NO	
-----	--	----	--

7.1.1 If yes, indicate:

- i) What percentage of the contract will be subcontracted.....%
- ii) The name of the sub-contractor.....
- iii) The B-BBEE status level of the sub-contractor.....

iv) Whether the sub-contractor is an EME or QSE

(**Tick applicable box**)

YES		NO	
-----	--	----	--

v) Specify, by ticking the appropriate box, if subcontracting with an enterprise in terms of Preferential Procurement Regulations,2017:

Designated Group: An EME or QSE which is at last 51% owned by:	EME √	QSE √
Black people		
Black people who are youth		
Black people who are women		
Black people with disabilities		
Black people living in rural or underdeveloped areas or townships		
Cooperative owned by black people		
Black people who are military veterans		
OR		
Any EME		
Any QSE		

8. DECLARATION WITH REGARD TO COMPANY/FIRM

8.1 Name of company/firm:.....

8.2 VAT registration number:.....

8.3 Company registration number:.....

8.4 TYPE OF COMPANY/ FIRM

- ☐ Partnership/Joint Venture / Consortium
- ☐ One person business/sole propriety
- ☐ Close corporation
- ☐ Company
- ☐ (Pty) Limited

[TICK APPLICABLE BOX]

8.5 DESCRIBE PRINCIPAL BUSINESS ACTIVITIES

.....

.....

.....

.....

8.6 COMPANY CLASSIFICATION

- ☐ Manufacturer
 - ☐ Supplier
 - ☐ Professional service provider
 - ☐ Other service providers, e.g. transporter, etc.
- [TICK APPLICABLE BOX]

8.7 Total number of years the company/firm has been in business:.....

8.8 I/we, the undersigned, who is / are duly authorised to do so on behalf of the company/firm, certify that the points claimed, based on the B-BBE status level of contributor indicated in paragraphs 1.4 and 6.1 of the foregoing certificate, qualifies the company/ firm for the preference(s) shown and I / we acknowledge that:

- i) The information furnished is true and correct;
- ii) The preference points claimed are in accordance with the General Conditions as indicated in paragraph 1 of this form;
- iii) In the event of a contract being awarded as a result of points claimed as shown in paragraphs 1.4 and 6.1, the contractor may be required to furnish documentary proof to the satisfaction of the purchaser that the claims are correct;
- iv) If the B-BBEE status level of contributor has been claimed or obtained on a fraudulent basis or any of the conditions of contract have not been fulfilled, the purchaser may, in addition to any other remedy it may have –
 - (a) disqualify the person from the bidding process;
 - (b) recover costs, losses or damages it has incurred or suffered as a result of that person’s conduct;
 - (c) cancel the contract and claim any damages which it has suffered as a result of having to make less favourable arrangements due to such cancellation;
 - (d) recommend that the bidder or contractor, its shareholders and directors, or only the shareholders and directors who acted on a fraudulent basis, be restricted by the National Treasury from obtaining business from any organ of state for a period not exceeding 10 years, after the *audi alteram partem* (hear the other side) rule has been applied; and

(e) forward the matter for criminal prosecution.

WITNESSES

1.

2.

.....

SIGNATURE(S) OF BIDDERS(S)

DATE:

ADDRESS

.....

SBD 6.2: DECLARATION CERTIFICATE FOR LOCAL PRODUCTION AND CONTENT

This Standard Bidding Document (SBD) must form part of all bids invited. It contains general information and serves as a declaration form for local content (local production and local content are used interchangeably).

Before completing this declaration, bidders must study the General Conditions, Definitions, Directives applicable in respect of Local Content as prescribed in the Preferential Procurement Regulations, 2017, the South African Bureau of Standards (SABS) approved technical specification number SATS 1286:2011 (Edition 1) and the Guidance on the Calculation of Local Content together with the Local Content Declaration Templates [Annex C (Local Content Declaration: Summary Schedule), D (Imported Content Declaration: Supporting Schedule to Annex C) and E (Local Content Declaration: Supporting Schedule to Annex C)].

1. General Conditions

- 1.1. Preferential Procurement Regulations, 2017 (Regulation 8) makes provision for the promotion of local production and content.
- 1.2. Regulation Regulation 8.(2) prescribes that in the case of designated sectors, organs of state must advertise such tenders with the specific bidding condition that only locally produced or manufactured goods, with a stipulated minimum threshold for local production and content will be considered.
- 1.3. Where necessary, for bids referred to in paragraph 1.2 above, a two-stage bidding process may be followed, where the first stage involves a minimum threshold for local production and content and the second stage price and B-BBEE.
- 1.4. A person awarded a contract in relation to a designated sector, may not sub-contract in such a manner that the local production and content of the overall value of the contract is reduced to below the stipulated minimum threshold.
- 1.5. The local content (LC) expressed as a percentage of the bid price must be calculated in accordance with the SABS approved technical specification number SATS 1286: 2011 as follows:

$$LC = \left(1 - \frac{x}{y}\right) \times 100$$

Where

x is the imported content in Rand

y is the bid price in Rand excluding value-added tax (VAT)

Prices referred to in the determination of x must be converted to Rand (ZAR) by using the exchange rate published by the South African Reserve Bank (SARB) at 12:00 on the date of advertisement of the bid as indicated in paragraph 4.1 below.

The SABS approved technical specification number SATS 1286:2011 is accessible on [http://www.dti.gov.za/industrial development/ip.jsp](http://www.dti.gov.za/industrial%20development/ip.jsp) at no cost.

1.6 A bid may be disqualified if this Declaration Certificate and the Annex C (Local Content Declaration: Summary Schedule) are not submitted as part of the bid documentation;

2. The stipulated minimum threshold(s) for local production and content (refer to Annex A of SATS 1286:2011) for this bid is/are as follows: (Refer to "Treasury Designated sector"- Page 66 to 68)

3.

<u>Description of services, works or goods</u>	<u>Stipulated minimum threshold</u>
_____	_____ %
_____	_____ %
_____	_____ %

3. Does any portion of the services, works or goods offered have any imported content?

(Tick applicable box)

YES	<input type="checkbox"/>	NO	<input type="checkbox"/>
-----	--------------------------	----	--------------------------

3.1 If yes, the rate(s) of exchange to be used in this bid to calculate the local content as prescribed in paragraph 1.5 of the general conditions must be the rate(s) published by SARB for the specific currency at 12:00 on the date of advertisement of the bid.

The relevant rates of exchange information are accessible on www.reservebank.co.za.

Indicate the rate(s) of exchange against the appropriate currency in the table below (refer to Annex A of SATS 1286:2011):

Currency	Rates of exchange
US Dollar	
Pound Sterling	
Euro	
Yen	
Other	

NB: Bidders must submit proof of the SARB rate (s) of exchange used.

4. Where, after the award of a bid, challenges are experienced in meeting the stipulated minimum threshold for local content the DTI must be informed accordingly in order for the dti to verify and in consultation with the AO/AA provide directives in this regard.

LOCAL CONTENT DECLARATION

(REFER TO ANNEX B OF SATS 1286:2011)

LOCAL CONTENT DECLARATION BY CHIEF FINANCIAL OFFICER OR OTHER LEGALLY RESPONSIBLE PERSON NOMINATED IN WRITING BY THE CHIEF EXECUTIVE OR SENIOR MEMBER/PERSON WITH MANAGEMENT RESPONSIBILITY (CLOSE CORPORATION, PARTNERSHIP OR INDIVIDUAL)

IN RESPECT OF BID NO.

ISSUED BY: (Procurement Authority / Name of Institution):

.....

NB

- 1 The obligation to complete, duly sign and submit this declaration cannot be transferred to an external authorized representative, auditor or any other third party acting on behalf of the bidder.
- 2 Guidance on the Calculation of Local Content together with Local Content Declaration Templates (Annex C, D and E) is accessible on <http://www.thedti.gov.za/industrial/development/ip.jsp>. Bidders should first complete Declaration D. After completing Declaration D, bidders should complete Declaration E and then consolidate the information on Declaration C. **Declaration C should be submitted with the bid documentation at the closing date and time of the bid in order to substantiate the declaration made in paragraph (c) below.** Declarations D and E should be kept by the bidders for verification purposes for a period of at least 5 years. The successful bidder is required to continuously update Declarations C, D and E with the actual values for the duration of the contract.

I, the undersigned, (full names),
do hereby declare, in my capacity as
of(name of bidder entity),
the following:

- (a) The facts contained herein are within my own personal knowledge.
- (b) I have satisfied myself that
 - (i) the goods/services/works to be delivered in terms of the above-specified bid comply with the minimum local content requirements as specified in the bid, and as measured in terms of SATS 1286:2011; and
- (c) The local content percentages (%) indicated below has been calculated using the formula given in clause 3 of SATS 1286:2011, the rates of exchange indicated in paragraph 4.1 above and the information contained in Declaration D and E which has been consolidated in Declaration C;

Bid price, excluding VAT (y)	R
Imported content (x), as calculated in terms of SATS 1286:2011	R
Stipulated minimum threshold for local content (paragraph 3 above)	
Local content %, as calculated in terms of SATS 1286:2011	

If the bid is for more than one product, the local content percentages for each product contained in Declaration C shall be used instead of the table above. The local content percentages for each product has been calculated using the formula given in clause 3 of SATS 1286:2011, the rates of exchange indicated in paragraph 4.1 above and the information contained in Declaration D and E.

- (d) I accept that the Procurement Authority / Municipality /Municipal Entity has the right to request that the local content be verified in terms of the requirements of SATS 1286:2011.
- (e) I understand that the awarding of the bid is dependent on the accuracy of the information furnished in this application. I also understand that the submission of incorrect data, or data that are not verifiable as described in SATS 1286:2011, may result in the Procurement Authority / Institution imposing any or all of the remedies as provided for in Regulation 14 of the Preferential Procurement Regulations, 2017 promulgated under the Preferential Policy Framework Act (PPPFA), 2000 (Act No. 5 of 2000).

SIGNATURE: _____

DATE: _____

WITNESS No. 1 _____

DATE: _____

WITNESS No. 2 _____

DATE: _____

GUIDANCE DOCUMENT FOR THE CALCULATION OF LOCAL CONTENT

1. DEFINITIONS

Unless explicitly provided in this guideline, the definitions given in SATS 1286:2011 apply.

2. GENERAL

2.1. Introduction

This guideline provides tenderers with a detailed description of how to calculate local content of products (goods, services and works) by components/material/services and enables them to keep an updated record for verification requirements as per the SATS 1286:2011 Annexure A and B.

The guideline consists of two parts, namely:

- a written guideline; and
- three declarations that must be completed:
 - Declaration C: “Local Content Declaration – Summary Schedule” (see Annexure C);
 - Declaration D: “Imported Content Declaration – Supporting Schedule to Annex C” (see Annexure D); and
 - Declaration E: “Local Content Declaration – Supporting Schedule to Annex C” (see Annexure E).

The guidelines and declarations should be used by tenderers when preparing a tender. A tenderer must complete Declarations D and E, and consolidate the information on Declaration C.

Annexure C must be submitted with the tender by the closing date and time as determined by the Tender Authority. The Tender Authority reserves the right to request that Declarations D and E also be submitted.

If the tender is successful, the tenderer must continuously update Declarations C, D and E with actual values for the duration of the contract.

NOTE:

Annexure A is a note to the purchaser in SATS 1286:2011; and
Annexure B is the Local Content Declaration IN SATS 1286:2011.

2.2. What is local content?

According to SATS 1286:2011, the local content of a product is the tender price less the value of imported content, expressed as a percentage. It is, therefore, necessary to first compute the imported value of a product to determine the local content of a product.

2.3. Categories: Imported and Local Content

The tenderer must differentiate between imported content and local content. Imported content of a product by components/material/services is separated into two categories, namely:

- products imported directly by the tenderer; and
- products imported by a third party and supplied to the tenderer.

2.3.1. Imported Content

Identify the imported content, if any, by value for products by component/material/services. In the case of components/materials/services sourced from a South African manufacturer, agent, supplier or subcontractor (i.e. third party), obtain that information and Declaration D from the third party.

Calculate the imported content of components/materials/services to be used in the manufacture of the total quantity of the products for which the tender is to be submitted.

As stated in clause 3.2.4 of SATS 1286:2011: "If information on the origin of components, parts or materials is not available, it will be deemed to be imported content."

2.3.1.1. Imported directly by the tenderer:

When the tenderer import products directly, the onus is on the tenderer to provide evidence of any components/materials/services that were procured from a non-domestic source. The evidence should be verifiable and pertain to the tender as a whole. Typical evidence will include commercial invoices, bills of entry, etc.

When the tenderer procures imported services such as project management, design, testing, marketing, etc. and makes royalty and lease payments, such payments relating to the tender must be included when calculating imported content.

2.3.1.2. Imported by a third party and supplied to the tenderer:

When the tenderer supplies components/material/services that are imported by any third party (for example, a domestic manufacturer, agent, supplier or subcontractor in the supply chain), the onus is on the tenderer to obtain verifiable evidence from the third party.

The tenderer must obtain Declaration D from all third parties for the related tender. The third party must be requested by the tenderer to continuously update Declaration D. Typical evidence of imported content will include commercial invoices, bills of entry etc.

When a third party procures imported services such as project management, design, testing, marketing etc. and makes royalty and lease payments, such payments relating to the tender must be included when calculating imported content.

2.3.1.3. Exempt Imported Content:

Exemptions, if any, are granted by the Department of Trade and Industry(the dti). Evidence of the exemptions must be provided and included in Annexure D.

2.3.2. Local Content

Identify and calculate the local content, by value for products by components/materials/services to be used in the manufacture of the total quantity of the products.

TREASURY DESIGNATED SECTOR

TREASURY DESIGNATED SECTOR						
Steel Construction Material						
Section	Bill No	Item	Description	Unit	Qty	Local Content Threshold
Reinforcement (Foundations)						
2	2	11	Type 245 fabric reinforcement	m2	326	100%
3	2	13	Type 245 fabric reinforcement	m2	305	100%
4	2	10	Type 245 fabric reinforcement	m2	22	100%
2	2	10	All diameter bars	t	2	100%
3	2	12	All diameter bars	t	2	100%
4	2	9	All diameter bars	t	0.4	100%
Brick Reinforcement (Masonry)						
2	3	9	150mm Brick Reinforcement	m	1 651	100%
3	3	13	75mm Brick Reinforcement	m	374	100%
3	3	14	150mm Brick Reinforcement	m	1 857	100%
4	3	10	75mm Brick Reinforcement	m	66	100%
4	3	11	150mm Brick Reinforcement	m	357	100%

Section	Bill No	Item	Description	Unit	Qty	Local Content Threshold
Fabricated Structural Steel (Ironmongery)						
2	8	1	Pinning Boards	No	4	100%
2	8	2	Chalkboards	No	4	100%
2	8	3	Stainless Steel Door stopper	No	4	100%
3	8	1	Pinning Boards	No	4	100%
3	8	2	Stainless Steel Door stopper	No	26	100%
4	8	1	Stainless Steel Door stopper	No	4	100%
5	6	2	Pinning Boards	No	10	100%
5	6	3	Stainless Steel Door stopper	No	20	100%

Door Frames						
2	9	2	Door Frames size 813 x 2032	No	4	100%
3	9	2	Door Frames size 813 x 2032	No	10	100%
3	9	3	Door Frames size 813 x 2032	No	2	100%
3	9	4	Door Frames size 914 x 2032	No	10	100%
3	9	5	Door Frames size 1500 x 2400	No	2	100%
4	9	1	Door Frames size 914 x 2032	No	4	100%
5	7	2	Door Frames size 813 x 2032	No	20	100%
5	7	3	Door Frames size 813 x 2032	No	20	100%
Window Frames						
2	9	3	Window frame size 1143 x 1271	No	36	100%
3	9	6	Window frame size 1022 x 900	No	3	100%
3	9	7	Window frame size 1022 x 949	No	2	100%
3	9	8	Window frame size 2000 x 1170	No	1	100%
3	9	9	Window frame size 533 x 950	No	5	100%
3	9	10	Window frame size 1511 x 1170	No	14	100%
4	9	2	Window frame size 1022 x 949	No	4	100%
Roofs and Cladding						
2	5	1	Roof sheeting	m2	483	100%
2	5	2	500mm girth Ridge	m	35	100%
2	5	3	500mm girth Hip	m	20	100%
2	3	14	30 x 1.2 galvanized steel roof ties	No	78	100%
3	5	1	Roof sheeting	m2	441	100%
3	5	2	500mm girth Ridge	m	25	100%
3	5	3	500mm girth Hip	m	39	100%
3	5	4	500mm girth Close cut	m	9	100%
3	3	19	30 x 1.2 galvanized steel roof ties	No	19	100%
4	5	1	Roof sheeting	m2	37	100%
4	5	2	500mm girth Ridge	m	6	100%
4	5	3	500mm girth Hip	m	10	100%
4	3	17	30 x 1.2 galvanized steel roof ties	No	19	100%
5	5	1	Roof sheeting	m2	1 138	100%
Steel Gates						
2	9	1	Steel gate to door size 813 x 2032	No	4	100%
3	9	1	Steel gate to door size 813 x 2032	No	2	100%
5	7	1	Steel gate to door size 813 x 2032	No	20	100%

Tubing column						
2	9	5	76 x 76 x 3mm x 6.54kg/m Mild steel square tubing column	Kg	280	100%
Gutters, Downpipe and Lauders						
2	11	1	100 x 100mm seamless eaves gutters	m	94	70%
2	11	2	Extra over eaves gutter for stopped ends	No	8	70%
2	11	3	Extra over eaves gutter for corner	No	41	70%
2	11	4	Extra over eave gutter for outlet	No	10	70%
2	11	5	100mm Diameter downpipe	m	35	70%
2	11	6	Extra over downpipe for offset	No	20	70%
2	12	7	Extra over downpipe for shoe	No	10	70%
3	12	1	100 x 100mm seamless eaves gutters	m	94	70%
3	12	2	Extra over eaves gutter for stopped ends	No	22	70%
3	12	3	Extra over eaves gutter for corner	No	48	70%
3	12	4	Extra over eave gutter for outlet	No	11	70%
3	12	5	100mm Diameter downpipe	m	38	70%
3	12	6	Extra over downpipe for offset	No	22	70%
3	12	7	Extra over downpipe for shoe	No	11	70%
4	12	1	100 x 100mm seamless eaves gutters	m	23	70%
4	12	2	Extra over eaves gutter for stopped ends	No	8	70%
4	12	3	Extra over eaves gutter for corner	No	17	70%
4	12	4	Extra over eave gutter for outlet	No	4	70%
4	12	5	100mm Diameter downpipe	m	14	70%
4	12	6	Extra over downpipe for offset	No	8	70%
4	12	7	Extra over downpipe for shoe	No	4	70%
5	10	1	100 x 100mm seamless eaves gutters	m	640	70%
5	10	2	100mm Diameter downpipe	m	84	70%
PVC Pipes, etc						
Block A	B	3.2	20mm PVC Conduit	m	300	100%
Block A	B	3.3	25mm PVC Conduit	m	200	100%
Block A	B	3.4	20mm PVC Conduit	m	200	100%
Block A	B	3.5	25mm PVC Conduit	m	100	100%
Block B	B	3.2	20mm PVC Conduit	m	300	100%
Block B	B	3.3	25mm PVC Conduit	m	200	100%
Block B	B	3.4	20mm PVC Conduit	m	200	100%
Block B	B	3.5	25mm PVC Conduit	m	100	100%
Block C	B	3.2	20mm PVC Conduit	m	300	100%
Block C	B	3.3	25mm PVC Conduit	m	200	100%

Block C	B	3.4	20mm PVC Conduit	m	200	100%
Block C	B	3.5	25mm PVC Conduit	m	100	100%
Block F	B	3.2	20mm PVC Conduit	m	250	100%
Block F	B	3.3	25mm PVC Conduit	m	250	100%
Block F	B	3.4	20mm PVC Conduit	m	100	100%
Block F	B	3.5	25mm PVC Conduit	m	100	100%
Block K	B	3.2	20mm PVC Conduit	m	900	100%
Block K	B	3.3	25mm PVC Conduit	m	600	100%
Block K	B	3.4	20mm PVC Conduit	m	300	100%
Block K	B	3.5	25mm PVC Conduit	m	200	100%
Block L	B	3.2	20mm PVC Conduit	m	300	100%
Block L	B	3.3	25mm PVC Conduit	m	200	100%
Block L	B	3.4	20mm PVC Conduit	m	200	100%
Block L	B	3.5	25mm PVC Conduit	m	100	100%
Block M	B	3.2	20mm PVC Conduit	m	50	100%
Block M	B	3.3	25mm PVC Conduit	m	50	100%
Block M	B	3.4	20mm PVC Conduit	m	20	100%
Block M	B	3.5	25mm PVC Conduit	m	20	100%
Valves products and actuators						
3	12	12	Bib tap	No	3	70%
5	12	13	Sink mixer	No	1	70%
4	12	11	Bib tap	No	4	70%
5	10	9	Bib tap	No	10	70%
2	11	8	9kg DCP Fire Extinguisher	No	8	70%
2	11	9	Hose reel	No	2	70%
3	12	14	9kg DCP Fire Extinguisher	No	4	70%
3	12	15	Hose reel	No	2	70%
5	10	10	9kg DCP Fire Extinguisher	No	20	70%
5	10	11	Hose reel	No	6	70%
Transformers and Shunt Reactors						
7.7.1	B		Class 1 transformer (50Kva 11 or 22kV/400V)	No	1	70%

Pumps, Medium Voltage (MV) Motor and Associated Accessories						
3.3.1	B		Main Kiosk	No	1	100%
Electrical Cables						
4.4.1	B		16mm ² x 4 PVC SWA Cables	m	300	90%
4.4.2	B		16mm ² x 4 PVC SWA Cables	m	800	90%
4.4.3	B		10mm ² BCEW	m	1 100	90%
5.5.1	B		16mm ² x 4 PVC SWA Cables	m	2	90%
5.5.2	B		16mm ² x 4 PVC SWA Cables	m	10	90%
5.5.3	B		10mm ² BCEW	m	20	90%
1.1.5	B		6mm ² x 2 PVC SWA Cables	m	400	90%
1.1.6	B		4mm ² BCEW	m	400	90%
1.1.8	B		4mm ² x 2 PVC SWA Cables	m	20	90%
1.1.9	B		4mm ² BCEW	m	20	90%
PVC Pipes, etc						
Block A	B	3.2	20mm PVC Conduit	m	300	100%
Block A	B	3.3	25mm PVC Conduit	m	200	100%
Block A	B	3.4	20mm PVC Conduit	m	200	100%
Block A	B	3.5	25mm PVC Conduit	m	100	100%
Block B	B	3.2	20mm PVC Conduit	m	300	100%
Block B	B	3.3	25mm PVC Conduit	m	200	100%
Block B	B	3.4	20mm PVC Conduit	m	200	100%
Block B	B	3.5	25mm PVC Conduit	m	100	100%
Block C	B	3.2	20mm PVC Conduit	m	300	100%
Block C	B	3.3	25mm PVC Conduit	m	200	100%
Block C	B	3.4	20mm PVC Conduit	m	200	100%
Block C	B	3.5	25mm PVC Conduit	m	100	100%
Block F	B	3.2	20mm PVC Conduit	m	250	100%
Block F	B	3.3	25mm PVC Conduit	m	250	100%
Block F	B	3.4	20mm PVC Conduit	m	100	100%
Block F	B	3.5	25mm PVC Conduit	m	100	100%
Block K	B	3.2	20mm PVC Conduit	m	900	100%
Block K	B	3.3	25mm PVC Conduit	m	600	100%
Block K	B	3.4	20mm PVC Conduit	m	300	100%
Block K	B	3.5	25mm PVC Conduit	m	200	100%
Block L	B	3.2	20mm PVC Conduit	m	300	100%
Block L	B	3.3	25mm PVC Conduit	m	200	100%

Block L	B	3.4	20mm PVC Conduit	m	200	100%
Block L	B	3.5	25mm PVC Conduit	m	100	100%
Block M	B	3.2	20mm PVC Conduit	m	50	100%
Block M	B	3.3	25mm PVC Conduit	m	50	100%
Block M	B	3.4	20mm PVC Conduit	m	20	100%
Block M	B	3.5	25mm PVC Conduit	m	20	100%
C	4.6	4.6.1a	100mm uPVC pipe	m	124	70%
C	4.6	4.6.2a	110mm pipe for 45 degrees 110mm plain bend	m	12	70%
C	4.6	4.6.2b	160mm pipe for 90 degrees plain bend	m	6	70%
Cement (Building and Civil)						
			Masonry Cement	ton	52	100%

3. ANNEXURE C

3.1. Guidelines for completing Annexure C: Local Content Declaration –Summary Schedule

Note: The paragraph numbers correspond to the numbers in Annexure C.

C1. Tender Number

Supply the tender number that is specified on the specific tender documentation.

C2. Tender description

Supply the tender description that is specified on the specific tender documentation.

C3. Designated products

Supply the details of the products that are designated in terms of this tender (i.e. buses).

C4. Tender Authority

Supply the name of the tender authority.

C5. Tendering Entity name

Provide the tendering entity name (for example, Unibody Bus Builders(Pty) Ltd).

C6. Tender Exchange Rate

Provide the exchange rate used for this tender, as per the Standard Bidding Document (SBD) and Municipal Bidding Document (MBD) 6.2.

C7. Specified local content %

Provide the specified minimum local content requirement for the tender(i.e. 80%), as per the Standard Bidding Document (SBD) and Municipal Bidding Document (MDB) 6.2.

C8. Tender item number

Provide the tender item number(s) of the products that have a local content requirement as per the tender specification.

C9. List of items

Provide a list of the item(s) corresponding with the tender item number. This may be a short description or a brand name.

Calculation of local content

C10. Tender price

Provide the unit tender price of each item excluding VAT.

C11. Exempted imported content

Provide the ZAR value of the exempted imported content for each item, if applicable. These value(s) must correspond with the value(s) of column D16 on Annexure D.

C12. Tender value net of exempted imported content

Provide the net tender value of the item, if applicable, by deducting the exempted imported content (C11) from the tender price (C10).

C13. Imported value

Provide the ZAR value of the items' imported content.

C14. Local value

Provide the local value of the item by deducting the Imported value(C13) from the net tender value (C12).

C15. Local content percentage (per item)

Provide the local content percentage of the item(s) by dividing the local value (C14) by the net tender value (C12) as per the local content formula in SATS 1286.

Tender Summary

C16. Tender quantity

Provide the tender quantity for each item number as per the tender specification.

C17. Total tender value

Provide the total tender value by multiplying the tender quantity (C16)by the tender price (C10).

C18. Total exempted imported content

Provide the total exempted imported content by multiplying the tender quantity (C16) by the exempted imported content (C11). These values must correspond with the values of column D18 on Annexure D.

C19. Total imported content

Provide the total imported content of each item by multiplying the tender quantity (C16) by the imported value (C13).

C20. Total tender value

Total tender value is the sum of the values in column C17.

C21. Total exempted imported content

Total exempted imported content is the sum of the values in columnC18. This value must correspond with the value of D19 on Annexure D.

C22. Total tender value net of exempted imported content

The total tender value net of exempt imported content is the total tender value (C20) less the total exempted imported content (C21).

C23. Total imported content

Total imported content is the sum of the values in column C19. This value must correspond with the value of D53 on Annexure D.

C24. Total local content

Total local content is the total tender value net of exempted imported content (C22) less the total imported content (C23). This value must correspond with the value of E13 on Annexure E.

C25. Average local content percentage of tender

The average local content percentage of tender is calculated by dividing total local content (C24) by the total tender value net of exempted imported content (C22).

4. ANNEXURE D

4.1. Guidelines for completing Annexure D: “Imported Content Declaration –Supporting Schedule to Annexure C”

Note: The paragraph numbers correspond to the numbers in Annexure D.

D1. Tender number

Supply the tender number that is specified on the specific tender documentation.

D2. Tender description

Supply the tender description that is specified on the specific tender documentation.

D3. Designated products

Supply the details of the products that are designated in terms of this tender (i.e. buses).

D4. Tender authority

Supply the name of the tender authority.

D5. Tendering entity name

Provide the tendering entity name (i.e. Unibody Bus Builders (Pty) Ltd).

D6. Tender exchange rate

Provide the exchange rate used for this tender, as per the Standard Bidding Document (SBD) and Municipal Bidding Document (MBD) 6.2.

Table A. Exempted Imported Content

D7. Tender item number

Provide the tender item number(s) of the product(s) that have imported content.

D8. Description of imported content

Provide a list of the exempted imported product(s), if any, as specified in the tender.

D9. Local supplier

Provide the name of the local supplier(s) supplying the imported product(s).

D10. Overseas supplier

Provide the name(s) of the overseas supplier(s) supplying the exempted imported product(s).

D11. Imported value as per commercial invoice

Provide the foreign currency value of the exempted imported product(s) disclosed in the commercial invoice accepted by the South African Revenue Service (SARS).

D12. Tender exchange rate

Provide the exchange rate used for this tender as per the Standard Bidding Document (SBD) and Municipal Bidding Document (MBD) 6.2.

D13. Local value of imports

Convert the value of the exempted imported content as per commercial invoice (D11) into the ZAR value by using the tender exchange rate(D12) disclosed in the tender documentation.

D14. Freight costs to port of entry

Provide the freight costs to the South African Port of the exempted imported item.

D15. All locally incurred landing costs and duties

Provide all landing costs including customs and excise duty for the exempted imported product(s) as stipulated in the SATS 1286:2011.

D16. Total landed costs excluding VAT

Provide the total landed costs (excluding VAT) for each item imported by adding the corresponding item values in columns D13, D14 and D15. These values must be transferred to column C11 on Annexure C.

D17. Tender quantity

Provide the tender quantity of the exempted imported products as per the tender specification.

D18. Exempted imported value

Provide the imported value for each of the exempted imported product(s) by multiplying the total landed cost (excl. VAT) (D16) by the tender quantity (D17). The values in column D18 must correspond with the values of column C18 of Annexure C.

D19. Total exempted imported value

The total exempted imported value is the sum of the values in column D18. This total must correspond with the value of C21 on Annexure C.

Table B. Imported Directly By Tenderer

D20. Tender item numbers

Provide the tender item number(s) of the product(s) that have imported content.

D21. Description of imported content:

Provide a list of the product(s) imported directly by tender as specified in the tender documentation.

D22. Unit of measure

Provide the unit of measure for the product(s) imported directly by the tenderer.

D23. Overseas supplier

Provide the name(s) of the overseas supplier(s) supplying the imported product(s).

D24. Imported value as per commercial Invoice

Provide the foreign currency value of the product(s) imported directly by tenderer disclosed in the commercial invoice accepted by the South African Revenue Service (SARS).

D25. Tender rate of exchange

Provide the exchange rate used for this tender as per the Standard Bidding Document (SBD) and Municipal Bidding Document (MBD) 6.2.

D26. Local value of imports

Convert the value of the product(s) imported directly by the tenderer as per commercial invoice (D24) into the ZAR value by using the tender exchange rate (D25) disclosed in the tender documentation.

D27. Freight costs to port of entry

Provide the freight costs to the South African Port of the product(s) imported directly by the tenderer.

D28. All locally incurred landing costs and duties

Provide all landing costs including customs and excise duty for the product(s) imported directly by the tenderer as stipulated in the SATS1286:2011.

D29. Total landed costs excluding VAT

Provide the total landed costs (excluding VAT) for each item imported directly by the tenderer by adding the corresponding item values in columns D26, D27 and D28.

D30. Tender quantity

Provide the tender quantity of the product(s) imported directly by the tenderer as per the tender specification.

D31. Total imported value

Provide the total imported value for each of the product(s) imported directly by the tenderer by multiplying the total landed cost (excl. VAT)(D29) by the tender quantity (D30).

D32. Total imported value by tenderer

The total value of imports by the tenderer is the sum of the values in column D31.

Table C. Imported by Third Party and Supplied to the Tenderer

D33. Description of imported content

Provide a list of the product(s) imported by the third party and supplied to the tenderer as specified in the tender documentation.

D34. Unit of measure

Provide the unit of measure for the product(s) imported by the third party and supplied to tenderer as disclosed in the commercial invoice.

D35. Local supplier

Provide the name of the local supplier(s) supplying the imported product(s).

D36. Overseas supplier

Provide the name(s) of the overseas supplier(s) supplying the imported products.

D37. Imported value as per commercial invoice

Provide the foreign currency value of the product(s) imported by the third party and supplied to the tenderer disclosed in the commercial invoice accepted by SARS.

D38. Tender rate of exchange

Provide the exchange rate used for this tender as per the Standard Bidding Document (SBD) and Municipal Bidding Document (MBD) 6.2.

D39. Local value of imports

Convert the value of the product(s) imported by the third party as precommercial invoice (D37) into the ZAR value by using the tender exchange rate (D38) disclosed in the tender documentation.

D40. Freight costs to port of entry

Provide the freight costs to the South African Port of the product(s) imported by third party and supplied to the tenderer.

D41. All locally incurred landing costs and duties

Provide all landing costs including customs and excise duty for the product(s) imported by third party and supplied to the tenderer as stipulated in the SATS 1286:2011.

D42. Total landed costs excluding VAT

Provide the total landed costs (excluding VAT) for each product imported by third party and supplied to the tenderer by adding the corresponding item values in columns D39, D40 and D41.

D43. Quantity imported

Provide the quantity of each product(s) imported by third party and supplied to the tenderer for the tender.

D44. Total imported value

Provide the total imported value of the product(s) imported by third party and supplied to the tenderer by multiplying the total landed cost (D42) by the quantity imported (D43).

D45. Total imported value by third party

The total imported value from the third party is the sum of the values in column D44.

Table D. Other Foreign Currency Payments

D46. Type of payment

Provide the type of foreign currency payment. (i.e. royalty payment for use of patent, annual licence fee, etc.).

D47. Local supplier making the payment

Provide the name of the local supplier making the payment.

D48. Overseas beneficiary

Provide the name of the overseas beneficiary.

D49. Foreign currency value paid

Provide the value of the listed payment(s) in their foreign currency.

D50. Tender rate of exchange

Provide the exchange rate used for this tender as per the Standard Bidding Document (SBD) and Municipal Bidding Document (MBD) 6.2.

D51. Local value of payments

Provide the local value of each payment by multiplying the foreign currency value paid (D49) by the tender rate of exchange (D50).

D52. Total of foreign currency payments declared by tenderer and/or third party

The total of foreign currency payments declared by tenderer and/or a third party is the sum of the values in column D51.

D53. Total of imported content and foreign currency payment

The total imported content and foreign currency payment is the sum of the values in column D32, D45 and D52. This value must correspond with the value of C23 on Annexure C.

5. ANNEXURE E

5.1. Guidelines to completing Annexure E: “Local Content Declaration-Supporting Schedule to Annexure C”

The paragraph numbers correspond to the numbers in Annexure E

E1. Tender number

Supply the tender number that is specified on the specific tender documentation.

E2. Tender description

Supply the tender description that is specified on the specific tender documentation.

E3. Designated products

Supply the details of the products that are designated in terms of this tender (for example, buses/canned vegetables).

E4. Tender authority

Supply the name of the tender authority.

E5. Tendering entity name

Provide the tendering entity name (for example, Unibody Bus Builders(Pty) Ltd) Ltd).

Local Goods, Services and Works

E6. Description of items purchased

Provide a description of the items purchased locally in the space provided.

E7. Local supplier

Provide the name of the local supplier that corresponds to the item listed in column E6.

E8. Value

Provide the total value of the item purchased in column E6.

E9. Total local products (Goods, Services and Works)

Total local products (goods, services and works) is the sum of the values in E8.

E10. Manpower costs:

Provide the total of all the labour costs accruing only to the tenderer(i.e. not the suppliers to tenderer).

E11. Factory overheads:

Provide the total of all the factory overheads including rental, depreciation and amortisation for local and imported capital goods, utility costs and consumables. (Consumables are goods used by individuals and businesses that must be replaced regularly because they wear out or are used up. Consumables can also be defined as

the components of an end product that are used up or permanently altered in the process of manufacturing, such as basic chemicals.)

E12. Administration overheads and mark-up:

Provide the total of all the administration overheads, including marketing, insurance, financing, interest and mark-up costs.

E13. Total local content:

The total local content is the sum of the values of E9, E10, E11 and E12. This total must correspond with C24 of Annexure C.

ANNEX C: LOCAL CONTENT DECLARATION – SUMMARY SCHEDULE

SATS 1286.2011

Annex C

(C1) Tender No.
(C2) Tender description:
(C3) Designated product(s)
(C4) Tender Authority:
(C5) Tendering Entity name:
(C6) Tender Exchange Rate:
(C7) Specified local content %

Note: VAT to be excluded from all calculations

Pula EU GBP

Tender item no's	List of items	Tender price each (excl VAT)	Exempted imported value	Tender value net of exempted imported content	Imported value	Local value	Local content % (per item)	Tender Qty	Total tender value	Total exempted imported content	Total Imported content
(C8)	(C9)	(C10)	(C11)	(C12)	(C13)	(C14)	(C15)	(C16)	(C17)	(C18)	(C19)
2-2-11	Type 245 fabric reinforcement							326,00			
3-2-13	Type 245 fabric reinforcement							305,00			
4-2-10	Type 245 fabric reinforcement							22,00			
2-2-10	All diameter bars							2,00			
3-2-12	All diameter bars							2,00			
4-2-9	All diameter bars							0,4			
2-2-9	150mm Brick Reinforcement							1 651			
3-3-13	75mm Brick Reinforcement							374			
3-3-14	150mm Brick Reinforcement							1 857			
4-3-10	75mm Brick Reinforcement							66			
4-3-11	150mm Brick Reinforcement							357			

(C20) Total tender value

(C21) Total Exempt imported content

(C22) Total Tender value net of exempt imported content

(C23) Total Imported content

(C24) Total local content

(C25) Average local content % of tender

Signature of tenderer from Annex B

Date: _____

SBD 6.2: DECLARATION OF LOCAL CONTENT

SBD 6.2: DECLARATION OF LOCAL CONTENT

SATS 1286.2011

Annex C

(C1) Tender No.
(C2) Tender description:
(C3) Designated product(s)
(C4) Tender Authority:
(C5) Tendering Entity name:
(C6) Tender Exchange Rate:
(C7) Specified local content %

Note: VAT to be excluded from all calculations

Pula EU GBP

Tender item no's	List of items	Tender price - each (excl VAT)	Exempted imported value	Tender value net of exempted imported content	Imported value	Local value	Local content % (per item)	Tender Qty	Total tender value	Total exempted imported content	Total Imported content
(C8)	(C9)	(C10)	(C11)	(C12)	(C13)	(C14)	(C15)	(C16)	(C17)	(C18)	(C19)
2-8-1	Pinning Boards							4,00			
2-8-2	Green Chalkboard							4,00			
2-8-3	Door Stopper							4,00			
3-8-1	Pinning Boards							4,00			
3-8-2	Door Stopper							26,00			
4-8-1	Door Stopper							4,00			
5-6-2	Pinning Boards							10,00			
5-6-3	Door Stopper							20,00			
2-9-2	Door Frames size 813 x 2032mm high							4,00			
3-9-2	Door Frames size 813 x 2032mm high							10,00			
3-9-3	Door Frames size 813 x 2032mm high							2,00			
3-9-4	Door Frames size 914 x 2032mm high							10,00			
3-9-5	Door Frames size 1500 x 2400mm high							2,00			
4-9-1	Door Frames size 914 x 2032mm high							4,00			
5-7-2	Door Frames size 813 x 2032mm high							20,00			
5-7-3	Door Frames size 813 x 2032mm high							20,00			
2-9-3	Window Frames size 1143 x 1271mm high							36,00			
3-9-6	Window Frames size 1022 x 900mm high							3,00			
3-9-7	Window Frames size 1022 x 949mm high							2,00			
3-9-8	Window Frames size 2000 x 1170mm high							1,00			
3-9-9	Window Frames size 533 x 950mm high							5,00			
3-9-10	Window Frames size 1511 x 1170mm high							14,00			
4-9-2	Window Frames size 1022 x 949mm high							4,00			

Signature of tenderer from Annex B

Date: _____

(C20) Total tender value
 (C21) Total Exempt imported content
 (C22) Total Tender value net of exempt imported content
 (C23) Total Imported content
 (C24) Total local content
 (C25) Average local content % of tender

SBD 6.2: DECLARATION OF LOCAL CONTENT

SBD 6.2: DECLARATION OF LOCAL CONTENT

SATS 1286.2011

Annex C

(C1) Tender No.
(C2) Tender description:
(C3) Designated product(s)
(C4) Tender Authority:
(C5) Tendering Entity name:
(C6) Tender Exchange Rate:
(C7) Specified local content %

Note: VAT to be excluded from all calculations

Pula EU GBP

Tender item no's	List of items	Tender price each (excl VAT)	Exempted imported value	Tender value net of exempted imported content	Imported value	Local value	Local content % (per item)	Tender Qty	Total tender value	Total exempted imported content	Total Imported content
(C8)	(C9)	(C10)	(C11)	(C12)	(C13)	(C14)	(C15)	(C16)	(C17)	(C18)	(C19)
2-5-1	Roof sheeting							483,00			
2-5-2	500mm girth Ridge							35,00			
2-5-3	500mm girth Hip							20,00			
2-3-14	30 x 1.2 galvanized steel roof ties							78,00			
3-5-1	Roof sheeting							441,00			
3-5-2	500mm girth Ridge							25,00			
3-5-3	500mm girth Hip							39,00			
3-5-4	500mm girth close cut							9,00			
3-3-19	30 x 1.2 galvanized steel roof ties							19,00			
4-5-1	Roof sheeting							37,00			
4-5-2	500mm girth Ridge							6,00			
4-4-3	500mm girth Hip							10,00			
4-3-17	30 x 1.2 galvanized steel roof ties							19,00			
5-5-1	Roof sheeting							1 138,00			
2-9-1	Steel gate to door, size 813 x 2032mm high							4			
3-9-1	Steel gate to door, size 813 x 2032mm high							2			
5-7-1	Steel gate to door, size 813 x 2032mm high							20			
2-9-5	76 x 76 x 3mm x 6.54kg/m Mild steel square tubing column							280			

Signature of tenderer from Annex B

Date: _____

(C20) Total tender value
(C21) Total Exempt imported content
(C22) Total Tender value net of exempt imported content
(C23) Total Imported content
(C24) Total local content
(C25) Average local content % of tender

SBD 6.2: DECLARATION OF LOCAL CONTENT

SBD 6.2: DECLARATION OF LOCAL CONTENT

SATS 1286.2011

Annex C

- (C1) Tender No.
(C2) Tender description:
(C3) Designated product(s)
(C4) Tender Authority:
(C5) Tendering Entity name:
(C6) Tender Exchange Rate:
(C7) Specified local content %

Note: VAT to be excluded from all calculations

Pula EU GBP

Tender item no's	List of items	Tender price each (excl VAT)	Exempted imported value	Tender value net of exempted imported content	Imported value	Local value	Local content % (per item)	Tender Qty	Total tender value	Total exempted imported content	Total Imported content
(C8)	(C9)	(C10)	(C11)	(C12)	(C13)	(C14)	(C15)	(C16)	(C17)	(C18)	(C19)
2-11-1	100 x 100 Eaves gutters							94,00			
2-11-2	Extra over eaves gutter for stopped end							8,00			
2-11-3	Extra over eaves gutter for corner							41,00			
2-11-4	Extra over eave gutter for outlet							10,00			
2-11-5	100mm Diameter downpipe							35,00			
2-11-6	Extra over downpipe for offset							20,00			
2-11-7	Extra over downpipe for shoe							10,00			
3-12-1	100 x 100 Eaves gutters							94,00			
3-12-2	Extra over eaves gutter for stopped end							22,00			
3-12-3	Extra over eaves gutter for corner							48,00			
3-12-4	Extra over eave gutter for outlet							11,00			
3-12-5	100mm Diameter downpipe							38,00			
3-12-6	Extra over downpipe for offset							22,00			
3-12-7	Extra over downpipe for Shoe							11,00			
4-12-1	100 x 100 Eaves gutters							23,00			
4-12-2	Extra over eaves gutter for stopped end							8,00			
4-12-3	Extra over eaves gutter for corner							17,00			
4-12-4	Extra over eave gutter for outlet							4,00			
4-12-5	100mm Diameter downpipe							14,00			
4-12-6	Extra over downpipe for offset							8,00			
4-12-7	Extra over downpipe for Shoe							4,00			
5-10-1	100 x 100 Eaves gutters							640,00			
5-10-2	100mm Diameter downpipe							84,00			

(C20) Total tender value

(C21) Total Exempt imported content

(C22) Total Tender value net of exempt imported content

(C23) Total Imported content

(C24) Total local content

(C25) Average local content % of tender

Signature of tenderer from Annex B

Date:

SBD 6.2: DECLARATION OF LOCAL CONTENT

SATS 1286.2011

Annex C

- (C1) Tender No.
(C2) Tender description:
(C3) Designated product(s)
(C4) Tender Authority:
(C5) Tendering Entity name:
(C6) Tender Exchange Rate:
(C7) Specified local content %

Note: VAT to be excluded from all calculations

Pula EU GBP

Tender item no's	List of items	Tender price - each (excl VAT)	Exempted imported value	Tender value net of exempted imported content	Imported value	Local value	Local content % (per item)	Tender Qty	Total tender value	Total exempted imported content	Total Imported content
(C8)	(C9)	(C10)	(C11)	(C12)	(C13)	(C14)	(C15)	(C16)	(C17)	(C18)	(C19)
3-12-12	Bib tap							3,00			
5-12-13	Sink mixer							1,00			
4-12-11	Bib tap							4,00			
5-10-9	Bib tap							10,00			
2-11-8	9kg DCP Fire Extinguisher							8,00			
2-11-9	Hose reel							2,00			
3-12-14	9kg DCP Fire Extinguisher							4,00			
3-12-15	Hose reel							2,00			
5-10-10	9kg DCP Fire Extinguisher							20,00			
5-10-11	Hose reel							6,00			
B-7.1	Class 1 transformer (50Kva)							1,00			
B-3.1	Main Kiosk							1,00			
B-4.1	16mm ² x 4 PVC SWA Cables							300,00			
B-4.2	16mm ² x 2 PVC SWA Cables							800,00			
B-4.3	16mm ² BCEW							1100,00			
B-5.1	16mm ² x 4 PVC SWA Cables							2,00			
B-5.2	16mm ² x 2 PVC SWA Cables							10,00			
B-5.3	16mm ² BCEW							20,00			
B-1.5	6mm ² x 2 PVC SWA Cables							400,00			
B-1.6	6mm ² BCEW							400,00			
B-1.8	6mm ² x 2 PVC SWA Cables							20,00			
B-1.9	6mm ² BCEW							20,00			

Signature of tenderer from Annex B

Date: _____

(C20) Total tender value _____
(C21) Total Exempt imported content _____
(C22) Total Tender value net of exempt imported content _____
(C23) Total imported content _____
(C24) Total local content _____
(C25) Average local content % of tender _____

SBD 6.2: DECLARATION OF LOCAL CONTENT

SBD 6.2: DECLARATION OF LOCAL CONTENT

SATS 1286.2011

Annex C

(C1) Tender No.
(C2) Tender description:
(C3) Designated product(s)
(C4) Tender Authority:
(C5) Tendering Entity name:
(C6) Tender Exchange Rate:
(C7) Specified local content %

Note: VAT to be excluded from all calculations

Pula EU GBP

Tender item no's	List of items	Tender price each (excl VAT)	Exempted imported value	Tender value net of exempted imported content	Imported value	Local value	Local content % (per item)	Tender Qty	Total tender value	Total exempted imported content	Total Imported content
(C8)	(C9)	(C10)	(C11)	(C12)	(C13)	(C14)	(C15)	(C16)	(C17)	(C18)	(C19)
B-3.2 (Block A)	20mm PVC Conduit							300,00			
B-3.3 (Block A)	25mm PVC Conduit							200,00			
B-3.4 (Block A)	20mm PVC Conduit							200,00			
B-3.5 (Block A)	25mm PVC Conduit							100,00			
B-3.2 (Block B)	20mm PVC Conduit							300,00			
B-3.3(Block B)	25mm PVC Conduit							200,00			
B-3.4(Block B)	20mm PVC Conduit							200,00			
B-3.5(Block B)	25mm PVC Conduit							100,00			
B-4.1 (Block C)	20mm PVC Conduit							300,00			
B-4.2 (Block C)	25mm PVC Conduit							200,00			
B-4.3 (Block C)	20mm PVC Conduit							200,00			
B-4.4 (Block C)	25mm PVC Conduit							100,00			
B-3.2 (Block F)	20mm PVC Conduit							250,00			
B-3.3 (Block F)	25mm PVC Conduit							250,00			
B-3.4 (Block F)	20mm PVC Conduit							100,00			
B-3.5 (Block F)	25mm PVC Conduit							100,00			
B-3.2 (Block K)	20mm PVC Conduit							900,00			
B-3.3 (Block K)	25mm PVC Conduit							600,00			
B-3.4 (Block K)	20mm PVC Conduit							300,00			
B-3.5 (Block K)	25mm PVC Conduit							200,00			

(C20) Total tender value

(C21) Total Exempt imported content

(C22) Total Tender value net of exempt imported content

(C23) Total Imported content

(C24) Total local content

(C25) Average local content % of tender

Signature of tenderer from Annex B

Date: _____

SBD 6.2: DECLARATION OF LOCAL CONTENT

SATS 1286.2011

Annex C

(C1) Tender No.
(C2) Tender description:
(C3) Designated product(s)
(C4) Tender Authority:
(C5) Tendering Entity name:
(C6) Tender Exchange Rate:
(C7) Specified local content %

Note: VAT to be excluded from all calculations

Pula EU GBP

Tender item no's	List of items	Tender price each (excl VAT)	Exempted imported value	Tender value net of exempted imported content	Imported value	Local value	Local content % (per item)	Tender Qty	Total tender value	Total exempted imported content	Total Imported content
(C8)	(C9)	(C10)	(C11)	(C12)	(C13)	(C14)	(C15)	(C16)	(C17)	(C18)	(C19)
B-3.2 (Block L)	20mm PVC Conduit							300,00			
B-3.3 (Block L)	25mm PVC Conduit							200,00			
B-3.4 (Block L)	20mm PVC Conduit							200,00			
B-3.5 (Block L)	25mm PVC Conduit							100,00			
B-3.2 (Block M)	20mm PVC Conduit							50,00			
B-3.3 (Block M)	25mm PVC Conduit							50,00			
B-3.4 (Block M)	20mm PVC Conduit							20,00			
B-3.5 (Block M)	25mm PVC Conduit							20,00			
4-6-1	110mm pipe							124,00			
4-6-2	110mm pipe for 45 degrees 110mm access bend							12,00			
4-6-2	160mm pipe for 90 degrees access junction							6,00			
	Masonry Cement							52			

Signature of tenderer from Annex B

Date: _____

(C20) Total tender value
(C21) Total Exempt imported content
(C22) Total Tender value net of exempt imported content
(C23) Total Imported content
(C24) Total local content
(C25) Average local content % of tender

ANNEX D: IMPORTED CONTENT DECLARATION – SUPPORTING SCHEDULE TO ANNEX C

											SATS 1286.2011	
Annex D												
Imported Content Declaration - Supporting Schedule to Annex C												
(D1)	Tender No.										<div style="border: 1px solid black; padding: 5px;"> Note: VAT to be excluded from all calculations </div>	
(D2)	Tender description:											
(D3)	Designated Products:											
(D4)	Tender Authority:											
(D5)	Tendering Entity name:											
(D6)	Tender Exchange Rate:		Pula		EU	R 9,00	GBP	R 12,00				
A. Exempted imported content					Calculation of imported content						Summary	
Tender item no's	Description of imported content	Local supplier	Overseas Supplier	Foreign currency value as per Commercial Invoice	Tender Exchange Rate	Local value of imports	Freight costs to port of entry	All locally incurred landing costs & duties	Total landed cost excl VAT	Tender Qty	Exempted imported value	
(D7)	(D8)	(D9)	(D10)	(D11)	(D12)	(D13)	(D14)	(D15)	(D16)	(D17)	(D18)	
(D19) Total exempt imported value										R 0		
This total must correspond with Annex C - C 21												
B. Imported directly by the Tenderer					Calculation of imported content						Summary	
Tender item no's	Description of imported content	Unit of measure	Overseas Supplier	Foreign currency value as per Commercial Invoice	Tender Rate of Exchange	Local value of imports	Freight costs to port of entry	All locally incurred landing costs & duties	Total landed cost excl VAT	Tender Qty	Total imported value	
(D20)	(D21)	(D22)	(D23)	(D24)	(D25)	(D26)	(D27)	(D28)	(D29)	(D30)	(D31)	
(D32) Total imported value by tenderer										R 0		

(E1)	Tender No.				Note: VAT to be excluded from all calculations
(E2)	Tender description:				
(E3)	Designated products:				
(E4)	Tender Authority:				
(E5)	Tendering Entity name:				

(E10)	Manpower costs	(Tenderer's manpower cost)				R 0
(E11)	Factory overheads	(Rental, depreciation & amortisation, utility costs, consumables etc.)				R 0
(E12)	Administration overheads and mark-up	(Marketing, insurance, financing, interest etc.)				R 0
					(E13) Total local content	R 0

(E13) Total local content	R 0
This total must correspond with Annex C - C24	

Date:

SBD 8: DECLARATION OF BIDDER'S PAST SUPPLY CHAIN MANAGEMENT

SBD 8: DECLARATION OF BIDDER'S PAST SUPPLY CHAIN MANAGEMENT PRACTICES

- 1 This Standard Bidding Document must form part of all bids invited.
- 2 It serves as a declaration to be used by institutions in ensuring that when goods and services are being procured, all reasonable steps are taken to combat the abuse of the supply chain management system.
- 3 The bid of any bidder may be disregarded if that bidder or any of its directors have-
 - a. abused the institution's supply chain management system;
 - b. committed fraud or any other improper conduct concerning such system; or
 - c. failed to perform on any previous contract.
- 4 **To give effect to the above, the following questionnaire must be completed and submitted with the bid.**

Item	Question	Yes	No
4.1	Is the bidder or any of its directors listed on the National Treasury's Database of Restricted Suppliers as companies or persons prohibited from doing business with the public sector? (Companies or persons who are listed on this Database were informed in writing of this restriction by the Accounting Officer/Authority of the institution that imposed the restriction after the <i>audi alteram partem</i> rule was applied). The Database of Restricted Suppliers now resides on the National Treasury's website(www.treasury.gov.za) and can be accessed by clicking on its link at the bottom of the home page.	Yes <input type="checkbox"/>	No <input type="checkbox"/>
4.1.1	If so, furnish particulars:		
4.2	Is the bidder or any of its directors listed on the Register for Tender Defaulters in terms of section 29 of the Prevention and Combating of Corrupt Activities Act (No 12 of 2004)? The Register for Tender Defaulters can be accessed on the National Treasury's website (www.treasury.gov.za) by clicking on its link at the bottom of the home page.	Yes <input type="checkbox"/>	No <input type="checkbox"/>
4.2.1	If so, furnish particulars:		
4.3	Was the bidder or any of its directors convicted by a court of law (including a court outside of the Republic of South Africa) for fraud or corruption during the past five years?	Yes <input type="checkbox"/>	No <input type="checkbox"/>
4.3.1	If so, furnish particulars:		
4.4	Was any contract between the bidder and any organ of state terminated during the past five years on account of failure to perform on or comply with the contract?	Yes <input type="checkbox"/>	No <input type="checkbox"/>
4.4.1	If so, furnish particulars:		

CERTIFICATION

I, THE UNDERSIGNED (FULL NAME)
CERTIFY THAT THE INFORMATION FURNISHED ON THIS DECLARATION FORM IS TRUE AND CORRECT.

I ACCEPT THAT, IN ADDITION TO CANCELLATION OF A CONTRACT, ACTION MAY BE TAKEN AGAINST
ME SHOULD THIS DECLARATION PROVE TO BE FALSE.

.....
Signature

.....
Date

.....
Position

.....
Name of Bidder

SBD 9: CERTIFICATE OF INDEPENDENT BID DETERMINATION

SBD 9: CERTIFICATE OF INDEPENDENT BID DETERMINATION

- 1 This Standard Bidding Document (SBD) must form part of all bids¹ invited.
- 2 Section 4 (1) (b) (iii) of the Competition Act No. 89 of 1998, as amended, prohibits an agreement between, or concerted practice by, firms, or a decision by an association of firms, if it is between parties in a horizontal relationship and if it involves collusive bidding (or bid rigging).² Collusive bidding is a *per se* prohibition meaning that it cannot be justified under any grounds.
- 3 Treasury Regulation 16A9 prescribes that accounting officers and accounting authorities must take all reasonable steps to prevent abuse of the supply chain management system and authorizes accounting officers and accounting authorities to:
 - a. disregard the bid of any bidder if that bidder or any of its directors have abused the institution's supply chain management system and or committed fraud or any other improper conduct concerning such system.
 - b. cancel a contract awarded to a supplier of goods and services if the supplier committed any corrupt or fraudulent act during the bidding process or the execution of that contract.
- 4 This SBD serves as a certificate of declaration that would be used by institutions to ensure that, when bids are considered, reasonable steps are taken to prevent any form of bid-rigging.
- 5 In order to give effect to the above, the attached Certificate of Bid Determination (SBD 9) must be completed and submitted with the bid:

SBD 9: CERTIFICATE OF INDEPENDENT BID DETERMINATION

CERTIFICATE OF INDEPENDENT BID DETERMINATION

I, the undersigned, in submitting the accompanying bid:

(Bid Number and Description)

in response to the invitation for the bid made by:

(Name of Institution)

do hereby make the following statements that I certify to be true and complete in every respect:

I certify, on behalf
of: _____ that:

(Name of Bidder)

1. I have read and I understand the contents of this Certificate;
2. I understand that the accompanying bid will be disqualified if this Certificate is found not to be true and complete in every respect;
3. I am authorized by the bidder to sign this Certificate, and to submit the accompanying bid, on behalf of the bidder;
4. Each person whose signature appears on the accompanying bid has been authorized by the bidder to determine the terms of, and to sign the bid, on behalf of the bidder;
5. For this Certificate and the accompanying bid, I understand that the word "competitor" shall include any individual or organization, other than the bidder, whether or not affiliated with the bidder, who:
 - (a) has been requested to submit a bid in response to this bid invitation;
 - (b) could potentially submit a bid in response to this bid invitation, based on their qualifications, abilities or experience; and
 - (c) provides the same goods and services as the bidder and/or is in the same line of business as the bidder
6. The bidder has arrived at the accompanying bid independently from, and without consultation, communication, agreement or arrangement with any competitor. However, communication between partners in a joint venture or consortium³ will not be construed as collusive bidding.
7. In particular, without limiting the generality of paragraphs 6 above, there has been no consultation, communication, agreement or arrangement with any competitor regarding:
 - (a) prices;
 - (b) the geographical area where product or service will be rendered (market allocation)
 - (c) methods, factors or formulas used to calculate prices;
 - (d) the intention or decision to submit or not to submit, a bid;
 - (e) the submission of a bid which does not meet the specifications and conditions of the bid; or
 - (f) bidding with the intention not to win the bid.

SBD 9: CERTIFICATE OF INDEPENDENT BID DETERMINATION

- 8. In addition, there have been no consultations, communications, agreements or arrangements with any competitor regarding the quality, quantity, specifications, and conditions or delivery particulars of the products or services to which this bid invitation relates.
- 9. The terms of the accompanying bid have not been, and will not be, disclosed by the bidder, directly or indirectly, to any competitor, before the date and time of the official bid opening or of the awarding of the contract.
- 10. I am aware that, in addition, and without prejudice to any other remedy provided to combat any restrictive practices related to bids and contracts, bids that are suspicious will be reported to the Competition Commission for investigation and possible imposition of administrative penalties in terms of section 59 of the Competition Act No 89 of 1998 and or may be reported to the National Prosecuting Authority (NPA) for criminal investigation and or may be restricted from conducting business with the public sector for a period not exceeding ten (10) years in terms of the Prevention and Combating of Corrupt Activities Act No 12 of 2004 or any other applicable legislation.

.....
Signature

.....
Date

.....
Position

.....
Name of Bidder

¹ Includes price quotations, advertised competitive bids, limited bids and proposals.

² Bid rigging (or collusive bidding) occurs when businesses, that would otherwise be expected to compete, secretly conspire to raise prices or lower the quality of goods and / or services for purchasers who wish to acquire goods and / or services through a bidding process. Bid rigging is, therefore, an agreement between competitors not to compete.

³ Joint venture or Consortium means an association of persons for the purpose of combining their expertise, property, capital, efforts, skill, and knowledge in an activity for the execution of a contract.

SAFCEC JOINT VENTURE AGREEMENT

JOINT VENTURE AGREEMENT made and entered into by and between:

.....of
..... (hereafter referred to as)

of the first part;

and

.....of
..... (hereafter referred to as)

of the second part;

PREAMBLE

WHEREAS the Parties have formed a Joint Venture in order to submit tenders to the

..... for the construction of
.....
(hereafter referred to as the "works").

SAFCEC JOINT VENTURE AGREEMENT

NOW THEREFORE, IT IS AGREED AS FOLLOWS:

1. FORMATION OF JOINT VENTURE

- 1.1 The Parties hereby associate themselves into and as a Joint Venture in accordance with the provisions of this Agreement under the style or firm name of JOINT VENTURE.
- 1.2 The Parties hereto agree and undertake that they will not disclose the contents of this Agreement to persons with whom they may have any dealings directly or indirectly arising from the conclusion of this Agreement and the operation and establishment of the Works.
- 1.3 Notwithstanding that the parties may be jointly and severally bound to the, should the Joint Venture be awarded the contract by the for the construction of the Works, nothing herein contained shall be interpreted as giving rise to a general partnership between the parties or limiting the rights or powers of either party to carry on its separate business for its sole benefit.

2. OBJECT AND MOTIVATION

The sole object for which this Joint Venture is established and the sole business of the Joint Venture is to negotiate for and conclude a contract for the execution of the Works and to carry out such Works to finality, all in accordance with the terms of this Agreement.

3. PROFITS AND LOSSES

- 3.1 The profits and losses of the Joint Venture shall be borne by and In the proportions% and% respectively (hereinafter referred to as "the Specified Proportions").
- 3.2 In addition to any other provisions contained in this Agreement, the functions, duties, obligations and responsibilities of and under this Joint Venture agreement and in the execution of the Works will be to provide all bridging finance, guarantees and resources necessary to successfully carry out the project in proportion to the specified proportions, in which proportions all profits, losses, costs, liabilities and assets and any other responsibilities, whether pecuniary or otherwise, shall be shared equally, as far as possible.

4 DURATION

The operation of this Agreement shall be deemed to have commenced on the Day of 200..., and shall terminate, except insofar as the provisions of Clauses 5 and 6 apply, upon the happening of any of the following events, whichever shall be earlier:

- 4.1 Award of the Contract by for the construction of the Works to an outside party or parties, or
- 4.2 In the case of contract award, at the time the contract is terminated and all rights and obligations of the parties in connection with such contract and in connection with this Agreement have ceased, but in no case before the conclusion of any maintenance period in the contract and the cancellation and/or refund of all guarantees and bonds. The Joint Venture existence shall also be deemed to continue insofar as the Joint Venture is responsible for latent defects under the contract.

SAFCEC JOINT VENTURE AGREEMENT

5. EXCLUSIVITY

The Parties agree and undertake in favour of each other that neither of them shall, except in accordance with the intention expressed in this agreement, be associated in any manner, either directly or indirectly, with any investigation, negotiation, tender or proposal for the performance of or incidental to the execution of the Works and including any variation by way of addition or omission from the scope of the Works or the extension to the Works, nor invest in any company, enterprise or partnership in any manner related thereto, either as previously agreed by the Management Committee in writing.

6. PRE-CONTRACT COSTS

- 6.1 All costs incurred by the Parties prior to the day of 200...., shall be for their own account.
- 6.2 Costs incurred by the Parties after the day of 200... and approved by the Management Committee, shall be borne by the Parties in the Specified Proportions.

7. MANAGEMENT COMMITTEE

- 7.1 The day-to-day affairs of the Joint Venture shall be under the control of a Management Committee which shall consist of one representative of each of the parties. Within the terms of this agreement and the contract, if awarded, each such member shall have full authority to bind the party and/or parties he represents in all matters relating to the affairs of the Joint Venture. No party to this agreement may bind the other party hereto without the prior consent of such other party, nor may the Management Committee bind the Joint Venture or any party beyond the terms of this agreement or the contract without the prior written consent of both parties. The parties hereto shall be obliged immediately upon signature of this Agreement, to appoint their representatives and the first meeting of the Management Committee will be held immediately thereafter. The parties shall be obliged at all times to maintain a representative on the Management Committee.
- 7.2 Each representative on the Management Committee shall be entitled to appoint, and from time to time remove and replace, an alternate who shall, at any meeting of the Management Committee at which the representative whom he represents is absent, be vested with all rights and powers and subject to all obligations of the representative whom he represents.
- 7.3 The Chairman at meetings of the Management Committee shall be a representative from and respectively on a six months rotation basis commencing with
- 7.4 Meetings of the Management Committee shall take place at such times and places as the Committee shall determine, provided that the Chairman shall be obliged to convene a meeting of the Management Committee not later than 10 days after being required to do so by any one of the parties to this agreement. Not less than five days' notice of any meeting of the Management Committee shall be given to the representatives thereof and their alternates.
- 7.5 Decisions of the Management Committee shall be unanimous, provided that If the representatives or the alternates fail to agree on any decision, the meeting at which that decision is sought shall be adjourned for a period of 24 hours and should the representatives then not agree on the course of action to be taken the matter shall be referred to the Executive Board for a decision. The decision of such Executive Board shall be placed before a further adjourned meeting, which shall take place no later than 72 hours after the initial adjourned meeting and shall bin the Management Committee which shall adopt such decision without variation.
- 7.6 Subject to 7.7 below, decisions on the Management Committee may be reached telephonically, telegraphically, by facsimile or in writing.
- 7.7 Decisions of the Management Committee, whether at a meeting or otherwise, shall be recorded in written minutes which shall be distributed by the Chairman, for the time being to the members of the Management Committee not later than seven days after those decisions have been taken.

SAFCEC JOINT VENTURE AGREEMENT

Such minutes shall be deemed to have been affirmed unless dissented from not later than seven days after they are deemed to have been received by the dissenter.

- 7.8 The Management Committee may, as it wishes, decide to increase the number of its members for or invite other parties to attend any of its meetings. Such co-opted members or observers shall not have a vote.
- 7.9 The Management Committee shall have the power to delegate such of its powers and duties as it may determine in the best interests of the parties.
- 7.10 No remuneration shall be paid by the Joint Venture to the parties' representatives on the Management Committee in their capacities as such.
- 7.11 The administrative function regarding the operation of the Management Committee shall be fulfilled by the Chairman.

8 POWERS OF THE MANAGEMENT COMMITTEE AND DIRECTION OF THE PROJECT MANAGER

The functions, responsibilities and powers of the Management Committee shall be:

- 8.1 To appoint the Project Manager who shall be nominated by and and who shall attend all meetings of the Management Committee for the implementation of its policies and act only in accordance with its directives and its established procedures. The Project Manager shall be removed in terms of 10 hereof and his successor(s) shall be nominated by and And approved by the Management Committee.
- 8.2 To formulate and dictate to the Project Manager overall policy regarding the following:
- 8.2.1 The general day-to-day management of the affairs of the Joint Venture.
- 8.2.2 Representation of the Joint Venture in dealing with the Resident Engineer/Engineer/Client and third parties on matters affecting the Joint Venture as a whole.
- 8.2.3 Co-ordination of the activities of the parties.
- 8.2.4 Preparation by agreement with the parties and supervision of the programme of the Works.
- 8.2.5 Ensuring that the responsibility of each of the parties in regard to technical and contractual matters is preserved.
- 8.3 To make such provisions as are necessary to enable the Project Manager to perform his tasks.
- 8.4 To approve the balance sheets and accounts of the Joint Venture.
- 8.5 To approve the tender submitted by the Joint Venture and to approve or withhold approval for and amendment proposed thereto.
- 8.6 To approve the appointment of legal advisers and auditors where such appointments are necessary.
- 8.7 To determine the nature and extend of any additional duties and functions of each of the parties in relation to this Joint Venture.
- 8.8 To determine the terms and conditions of employment of personnel as well as emoluments seconded by the parties to the Joint Venture.
- 8.9 Subject to the terms and conditions of this agreement, to determine and approve:
- 8.9.1 The amount and type of working capital requirements of the Joint Venture.
- 8.9.2 All borrowings, guarantees and like obligations undertaken by the parties to the Joint Venture.

SAFCEC JOINT VENTURE AGREEMENT

8.9.3 The insurance to be taken out by the Joint Venture.

8.9.4 The nature, method and amount of all claims.

8.9.5 When and in what amount to distribute dividends to the parties hereto, save that any decision in terms of which the Joint Venture will undertake further work outside of the original scope of the contract or any variation or amendment of this agreement of the contract, shall require the unanimous agreement of the parties before becoming effective and binding the Joint Venture.

8.9.6 The approval and appointment of all sub-contractors.

9 THE EXECUTIVE BOARD

- 9.1 The Executive Board shall consist of one representative of each of the parties who shall be the Chief Executive Officer of each Joint Venture partner or their nominated deputy but shall not be the same representative as appointed to the Management Committee in terms of Clause 7.1 hereof. The Executive Board shall be the mediation authority of the Joint Venture which shall decide on all issues which are referred to it by the Management Committee as well as on all issues where the Management Committee is not unanimous.
- 9.2 Decisions of the Executive Board, whether original decisions or decisions taken after referral from the Management Committee shall be implemented by the Management Committee as per Clause 7.5.1.
- 9.3 Decisions of the Executive Board shall be unanimous.
- 9.4 Effect shall be given to a resolution arrived at unanimously.
- 9.5 In the event of the Executive Board not being unanimous in its decision the matter is to be referred to arbitration in terms of Clause 16 hereof.
- 9.6 Subject to 9.7 as read in conjunction with 7.7 and, provided that they are unanimous, decisions of the Executive Board may be reached telephonically, telegraphically or in writing. If reached telephonically or otherwise orally such decision must be confirmed in writing within 24 hours.
- 9.7 The Minutes of meetings of the Executive Board shall be handled mutatis mutandis in the manner per Clause 7.7.
- 9.8 The administrative functions regarding the operation of the Executive Board shall be fulfilled by the Chairman of the Management Committee, who shall not be entitled to a voice or a vote at Executive Board meetings.

10 PERSONNEL

- 10.1 The Project Manager shall be appointed as provided in Clause 8.1 hereof.
- 10.2 The person nominated to the office of Project Manager shall be subject to removal from such office by decision of the Management Committee.
- 10.3 All the remuneration and emoluments of employment of the Project Manager shall be an expense of and paid by the Joint Venture, provided that a party shall be entitled by notice in writing delivered to the other parties to elect that the person to be nominated by it to fill the offices of project Manager shall be seconded to the Joint Venture in which event the remuneration and emoluments which would otherwise have been paid to such persons while filling such offices shall be paid to the member responsible for their nomination or otherwise as such member shall direct and subject to such payment being duly and promptly paid to the member or its nominee, the member will hold harmless and keep indemnified the Joint Venture and the other members from all actions, proceedings, claims and demands by such persons or otherwise howsoever in respect of such remuneration and emoluments. The remuneration and

SAFCEC JOINT VENTURE AGREEMENT

emoluments to be paid and allowed by the Joint Venture to the Project Manager shall be determined from time to time by the Management Committee and borne by the parties hereto in the Specified Propositions.

- 10.4 The members of the Management Committee and Executive Board and their proxies and alternates shall not be employees of the Joint Venture and shall not be entitled to claim any salary or remuneration from the Joint Venture by virtue of such appointments unless the Management Committee shall otherwise decide in writing.
- 10.5 shall be appointed as Secretaries to the Joint Venture. Save for matters pertaining to the works and the contract, Shall be consulted on all matters of an administrative and financial nature arising in connection with the business of the Joint Venture where their particular experience, knowledge, facilities and skills in matters of this nature shall be considered to be of benefit to the Joint Venture.

11 FINANCING

11.1 Working Capital

- 11.1.1 Banking accounts shall be opened in the name of the Joint Venture with banks and at such places as may be determined by it, and the parties shall be responsible for the payment in the Specified Properties of such sums to the credit of such banking accounts as shall from time to time be required by way of working capital for the Joint Venture.
- 11.1.2 Any amounts from time to time advanced by the parties to the Joint Venture in terms of this agreement shall be placed to the credit of their respective capital accounts in the Joint Venture.
- 11.1.3 The banking accounts referred to in sub-clause 11.1.1 hereof shall be operated, and cheques thereon shall be drawn in accordance with the instructions to the bankers in question. Withdrawals from these banking accounts shall be effected on the authority of persons nominated thereto by the Management Committee.
- 11.1.4 Should any party fail to make payment to the Joint Venture of any amount which it is obliged to pay in terms of sub-clause 11.1.1 hereof, after the expiry of a period of seven days from the date of notice requiring it to make such payment, the party to default shall be liable for payment of interest to the other parties on the amount so withheld at the rate of Prime Bank rate charged by Joint Venture Bankers per annum should such other parties have advanced the aforesaid sum.
- 11.1.5 All revenue derived by the Joint Venture from the contract shall forthwith be deposited to the credit of the banking accounts referred to in sub-Clause 1.1.1 hereof.
- 11.1.6 The amount for the time being standing to the credit of the Joint Venture's banking accounts shall be applied:
- 11.1.6.1 In discharging the obligations of the Joint Venture in accordance with their tenor; provided that the Management Committee shall be entitled to require the payment of any liability prior to its due date if such anticipated payment will result in the allowance by the creditor in question of an advantageous discount to the Joint Venture for prompt payment;
- 11.1.6.2 As to any surplus of funds for the time being in the said banking account, subject to the agreement of the parties as payment to the parties in the

SAFCEC JOINT VENTURE AGREEMENT

Specified Proportions or in proportion to their participation of the time being in the Joint Venture, save that any such surplus shall first be utilised for the purpose of eliminating or reducing any disproportion in the ratios of the parties respective capital accounts.

11.2 Capital and Advances

11.2.1 The amount of capital required by the Joint Venture to attain its object (and which includes all loans, guarantees, indemnities, reserves) shall be determined from time to time by the Management Committee, and upon being so determined shall forthwith be contributed by the parties to the Joint Venture in the Specified Proportions.

11.2.2 If at any time any party to the Joint Venture shall, due to an emergency or with the consent in writing of the other parties advance any sum of money or to incur any liability on behalf of the Joint Venture over and above its due contribution to capital, then where money has been advanced, the same shall be a debt due from the Joint Venture to the party advancing the money, and shall be repayable on thirty days' notice and shall bear interest at Prime Bank rate as charged by Joint Venture's bankers per annum from date of advance to date of payment. Where a party has incurred a contingent liability on the above basis, the other parties shall, within thirty days of being requested to do so in writing, relieve such party of its obligations thereunder to the extent that the obligations of the parties are in the Specified Proportions.

12. ACCOUNTS

12.1 The Joint Venture shall cause proper books of account and complete records to be kept as are customary in the Republic of South Africa relating to all the assets and liabilities of the Joint Venture and expenses incurred or income received by the Joint Venture.

Such book and records shall not be related to the affairs of the parties individually. The said books of account and records, together with all letters, papers or writings concerning or belonging to the Joint Venture shall be kept at site and such other place from time to time as determined by the Management Committee, and each of the parties to the Joint Venture shall at all times have free access and the right to inspect and copy the same.

12.2 Within thirty days of the end of every quarter during the continuance of the Joint Venture, the Joint Venture shall furnish to the Management Committee all necessary documents such as balance sheets, profit and loss accounts, bank balances and comparisons with budget and forecasts of cash flow and profits as are necessary to keep the Management Committee informed of the financial affairs of the Joint Venture. Every such profit and loss account and balance sheet shall be agreed to and signed by the members of the Management Committee on behalf of the Joint Venture members, and when so signed, shall be binding on all the parties, except that if any manifest error therein be detected and pointed out by any party to the others at any time after such signature, such error shall forthwith be rectified.

12.3 After the completion of the contract and the release of all bonds, guarantees and obligations given for the performance of the parties in the Joint Venture, the joint Venture shall procure the preparation and auditing of a final balance sheet and profit and loss account, which shall be approved by the Management Committee, and from which the final profit and loss sustained by the Joint Venture shall be ascertained, and distributed to or contributed by the parties in proportion to their participation in the Joint Venture. This clause shall not be construed as

SAFCEC JOINT VENTURE AGREEMENT

prohibiting the interim distribution of profits or contribution towards losses in the discretion of the Management Committee.

13. WINDING UP

Upon the determination of the Joint Venture in accordance with the provisions of this agreement, a full and general account shall be taken of the assets and liabilities of the Joint Venture and of the transactions and dealings thereof, and with all convenient speed, such assets shall be sold and realised and the proceeds applied in paying and discharging such liabilities and the expenses of and incidental to the winding-up of the Joint Venture affairs and thereafter in paying to each Joint Venture member its share of such proceeds in the Specified Proportions. The Joint Venture members respectively undertake to do all such things as may be necessary so as to give effect to the above.

14. BREACH

- 14.1 If a party ("the guilty party") shall commit a breach of any material provision of this agreement, and fail to remedy the same within a period of thirty (30) days after the receipt by it of written notice requiring it to do so, or be placed in liquidation or under judicial management, whether provisionally or finally, or propose any compromise with its creditors, the other parties ("the aggrieved parties") shall have the right, without prejudice to any of its other remedies arising from such breach, forthwith to terminate this agreement, in which event:
- 14.2 The guilty party's interest in the joint venture shall be taken over by the remaining parties. The aggrieved parties shall, in addition, have the right, if it so requires, to take over the capital account of the party in default.
Such capital account shall be valued on the basis of the nett assets revealed in an audited balance sheet and profit and loss account prepared as at the end of the month in which the default or other breach occurred; provided that the profit and loss account shall take into account the Joint Venture's share in the valuation of the work in progress, as shown in the Joint Venture accounts, at the date of preparation of the balance sheet and profit and loss account, after providing for any known or contemplated future losses to be incurred on the work undertaken or to be undertaken by the Joint Venture and provided further that should upon the completion of the contract or contracts, the provision for losses made in the valuation or work in progress as aforesaid prove to be incorrect, such provisions shall be adjusted. Provided the aggrieved parties have proved that the tender rates as escalated from time to time were inadequate, the guilty party shall be liable to the extent of the participation of such party for all losses incurred on the whole of the contract, including any losses incurred subsequent to the termination of the agreement in accordance with these provisions, but such party shall not be entitled to share in any profits earned subsequent to such termination.
- 14.3 The aggrieved parties shall have the right to recruit in its employment personnel seconded to the Joint Venture by the guilty party and, as a stipulation in favour of such personnel, the guilty party waives any claims it might otherwise have had against such personnel arising from their summary termination of their employment with the guilty party.
- 14.3 All plant hired by the guilty party to the Joint Venture shall remain on hire to and under the control of the aggrieved parties until the completion of the contract, or until the aggrieved parties shall release such plant from the operation of this sub-clause. Payment shall be made thereof monthly.

SAFCEC JOINT VENTURE AGREEMENT

15. DISPUTES

- 15.1 Having regard to the high degree of good faith which must exist between the parties, the parties agree to do their utmost to ensure that the disputes between them are settled equitably and amicably and where possible without resort to arbitration.
- 15.2 In the event of any differences or dispute of whatever nature arising from this agreement (which shall include any failure to agree on any matter which requires the parties' agreement for the purposes of implementation of this agreement) or any other matter related thereto which cannot be settled by direct negotiation between the parties, such differences or dispute shall be referred to arbitration in terms of Clause 16 hereof.

16 ARBITRATION

- 16.1 Save as hereinafter provided, any dispute at any time between any of the parties hereto in regard to any matter arising out of this agreement or its interpretation or rectification shall be submitted to and decided by arbitration.
- 16.2 The arbitration referred to in 16.1 shall be held -
- 16.2.1 At
- 16.2.2 In a summary manner, i.e. on the basis that it shall not be necessary to observe or carry out either -
- 16.2.2.1 the usual formalities or procedure (e.g. there shall not be any pleadings or discovery); or
- 16.2.2.2 the strict rules of evidence.
- 16.2.3 Immediately and with a view to its being completed within twenty-one business days after it is demanded;
- 16.2.4 Otherwise (but subject to © (d) and (e) under the provisions of the Arbitration Act No. 42 of 1965 or the Republic of South Africa as amended from time to time).
- 16.3 The Arbitrator shall be, if the question in issue is -
- 16.3.1 Primarily an accounting matter, an independent accountant;
- 16.3.2 Primarily a legal matter, a practising Senior Counsel of not than five years standing as such;
- 16.3.3 Any other matter, an independent person unanimously agreed upon between the parties and failing agreement appointed by the President for the time being of the South African Federation of Civil Engineering Contractors.
- 16.4 If agreement cannot be reached within seven business days after the arbitration has been demanded as to whether the question in issue falls under 16.3.1, 16.3.2 or 16.3.3, then a practising Senior Counsel of not less than five years' standing as such agreed upon between the parties, and failing agreement appointed by the President for the time being of the Society of Chartered Accountants as soon as possible, thereafter, shall determine whether the question in issue falls under 16.3.1, 16.3.2 or 16.3.3 so that an arbitrator can be appointed, and the arbitration can be held and concluded, if possible, within the prescribed period of twenty-one days.

SAFCEC JOINT VENTURE AGREEMENT

- 16.5 The arbitrator shall decide the matters submitted to him according to what he considers just and equitable in the circumstances and, therefore, the strict rules of law need not be observed or be taken into account by him in arriving at his decision.
- 16.6 The parties irrevocably agree that the decision in those arbitration proceedings -
- 16.6.1 shall be binding on them;
 - 16.6.2 shall be carried into effect;
 - 16.6.3 can be made an order of any court of competent jurisdiction.

17. CONFIDENTIALITY

- 17.1 All matters relating to this agreement, any negotiations and the contract for the construction of the Works resulting therefrom shall be regarded by the parties hereto as being highly confidential, and shall not be disclosed without prior written consent of the management Committee to any party, person or entity who or which is not a signatory to this Agreement, except where such disclosure is necessary for the fulfilment of this Agreement.
No party shall at any time hereinafter use any technical information, save that in the public domain, acquired from the other parties hereto except for the purposes of fulfilment of the contract.
- 17.2 No party shall have the right to advertise, or otherwise permit, the dissemination of publicity concerning its participation in the Joint Venture unless:
- 17.2.1 the relevant material shall make due reference to and acknowledgement of the work of the other parties;
 - 17.2.2 the relevant material shall, for its dissemination is within the control of the party in question, have been approved by the other parties, which approval shall not be unreasonably withheld.

18. ASSIGNMENT

- 18.1 No party shall cede, assign or in any other way make over any of its rights or obligations under this agreement without the written consent of the other parties except insofar as such assignment or alienation is to any wholly-owned subsidiary company of that party.
- 18.2 In the event of such assignment or alienation taking place, the initial party shall jointly and severally and in solidum guarantee the obligations or the assignee towards the remaining parties.

19 GENERAL

- 19.1 No party shall have a claim against the other parties arising out of a failure to secure the contract, except insofar as the parties are liable to bear the joint venture expenses in the Specified Proportions.
- 19.2 Any changes and supplementary provisions concerning this agreement shall require the written approval of all the parties hereto.
- 19.3 Variations not effective unless in writing**
No variation, modification or waiver of any provision of this agreement, or consent to any departure therefrom, shall in any event be of any force or effect unless unanimous and confirmed in writing and signed by the parties; then such variation, modification, waiver or consent shall be

SAFCEC JOINT VENTURE AGREEMENT

effective only in the specific instance and for the purpose and to the extent for which made or given.

19.4 Additions to the Joint Venture

No additional parties shall be admitted to the Joint Venture unless the parties to this agreement unanimously agree and subject to the Conditions of Contract for the Works. All sub-contractors must be approved by the Management Committee in accordance with procedures to be established by the said Committee.

19.5 Company formation

Should the parties at any time unanimously agree to form a company to take over the interest of the Joint Venture in the contract and the assets of the joint Venture, the parties undertake to enter into a Shareholders Agreement embodying insofar as it is reasonably possible and practicable the terms hereof and, in addition, including therein a provision affording each party a right of pre-emption to any shares in the company which the other may from time to time wish to dispose of. For the Works the formation of a company shall be subject to the General Conditions of Contract for the Works.

19.6 Domicilium

19.6.1 The parties hereto respectively choose domicilium citandi et executandi for all purposes of and in connection with this agreement as follows:

.....
.....
.....
.....

19.6.2 The parties hereto shall be entitled to change their domicilium from time to time, and any such change shall only be effective upon receipt of notice in writing by the other parties of such change.

19.6.3 All payments to be made pursuant to this agreement, and all notices, demands or communications intended for any party, shall be made or given at such party's domicilium for the time being, and if forwarded by prepaid registered post, shall be deemed to have been made or given seven days after the date of posting unless proved to the contrary.

19.7 Currency

All amounts referred to in this agreement and all monies payable to or by the parties to the Joint Venture in connection with the Joint Venture shall be both calculated and paid in currencies from time to time and at places to be agreed by the Management Committee.

19.8 Governing Law

This agreement shall be construed in accordance with and governed by the laws of Republic of South Africa. The English language version of this agreement shall prevail.

19.9 All correspondence between the parties in regard to this agreement and the contract shall be in the English language.

19.10 Each party shall bear its own costs incurred in the preparation and negotiation of this agreement.

SAFCEC JOINT VENTURE AGREEMENT

- 19.11 This agreement over-rides any previous agreement or arrangements concluded between the parties in regard to the works and contract. Notwithstanding the provisions of Clause 19 hereof, the parties agree that any variations to the provision of this agreement and any decisions in terms of which this Joint Venture will undertake further work outside the original scope of the contract referred to earlier, shall require the unanimous agreement of the parties before becoming effective and binding on the parties.
- 19.12 In the interpretation of this agreement, works in the singular shall include the plural and vice versa as the context may require. The headings to clauses shall not be considered part thereof nor shall the words which they contain be taken into account in the interpretation of any clause.

THUS DONE AND SIGNED AT THISDAY OF 20....

For and behalf of:
.....

AS WITNESS:


1.
2.

THUS DONE AND SIGNED AT THISDAY OF 20...

For and behalf of:
.....

AS WITNESS:


1.
2.



THE CONTRACT

PART C1: AGREEMENT AND CONTRACT DATA

PART C.1: AGREEMENT AND CONTRACT DATA



C1.1. FORM OF OFFER AND ACCEPTANCE

Offer

The employer, identified in the acceptance signature block, has solicited offers to enter into a contract in respect of the following works:

The Limpopo Department of Public Works, Roads and Infrastructure invites tenders for Demolition of 10 pit toilets, Renovations of 1 x 4 And 2 x 3 Classroom Blocks, 19 Enviro-loo toilets, Construction of new Medium Admin Block, 4 Classroom Block, 4-Seats Water-Borne Toilet Block and External Works (Septic Tank, Water Reticulations, Walkways, Parking Bays, Assembly area and Fence) at Dikoloi Secondary School in Milton Duff Village, Bochum in Capricorn District, in accordance with the drawings and specifications that will be provided to the contractor.

The tenderer, identified in the offer signature block, has examined the documents listed in the tender data and addenda thereto as listed in the tender schedules, and by submitting this offer has accepted the conditions of the tender.

By the representative of the tenderer, deemed to be duly authorized, signing this part of the Form of Offer and Acceptance, the tenderer offers to perform all of the obligations and liabilities of the contractor under the contract including compliance with all its terms and conditions according to their true intent and meaning for an amount to be determined in accordance with the conditions of contract identified in the contract data.

THE OFFERED TOTAL OF THE PRICE INCLUSIVE OF VALUE ADDED TAX IS (CONTRACT PRICE)

Rand (in words)

.....

(in figures) R.....

This offer may be accepted by the employer by signing the acceptance part of this form of offer and acceptance and returning one copy of this document to the tenderer before the end of the period of validity stated in the tender data, whereupon the tenderer becomes the party named as the contractor in the conditions of contract identified in the contract data.

Signature(s)

Name(s)

Capacity

For the tenderer:

PART C.1: AGREEMENT AND CONTRACT DATA

Name &
signature of
witness

Date

PART C1.1: AGREEMENT AND CONTRACT DATA

Acceptance(To be completed by the employer – not the bidder)

By signing this part of this Form of Offer and Acceptance, the *Employer* identified below accepts the tenderer's Offer. In consideration thereof, the *Employer* shall pay the Consultant the amount due in accordance with the *conditions of contract* identified in the Contract Data. Acceptance of the tenderer's Offer shall form an agreement between the *Employer* and the tenderer upon the terms and conditions contained in this agreement and in the contract that is the subject of this agreement.

The terms of the contract, are contained in:

Part C1	Agreements and Contract Data, (which includes this Form of Offer and Acceptance)
Part C2	Contract Data
Part C3	Pricing Data
Part C4	Scope of Work

Any drawings and documents (or parts thereof), which may be incorporated by reference into the above-listed Parts.

Deviations from and amendments to the documents listed in the Tender Data and any addenda thereto listed in the Returnable Schedules as well as any changes to the terms of the Offer agreed by the tenderer and the *Employer* during this process of offer and acceptance, are contained in the Schedule of Deviations attached to and forming part of this Form of Offer and Acceptance. No amendments to or deviations from said documents are valid unless contained in this Schedule.

The tenderer shall within two weeks of receiving a completed copy of this agreement, including the Schedule of Deviations (if any), contact the *Employer's* agent (whose details are given in the Contract Data) to arrange the delivery of any securities, bonds, guarantees, proof of insurance and any other documentation to be provided in terms of the *conditions of contract* identified in the Contract Data. Failure to fulfil any of these obligations in accordance with those terms shall constitute a repudiation of this agreement.

Notwithstanding anything contained herein, this agreement comes into effect on the date when the tenderer receives one fully completed original copy of this document, including the Schedule of Deviations (if any). Unless the tenderer (now *Consultant*) within five working days of the date of such receipt notifies the *Employer* in writing of any reason why he cannot accept the contents of this agreement, this agreement shall constitute a binding contract between the Parties.

For the Employer

Signature

Name

Capacity

Name and address of the organization

Signature and Name of Witness

Signature

Name

Capacity

Schedule of Deviations

1	Subject
	Details

2	Subject
	Details

3	Subject
	Details

4	Subject
	Details

By the duly authorized representatives signing this agreement, the *Employer* and the Tenderer agree to and accept the foregoing schedule of deviations as the only deviations from and amendments to the documents listed in the Tender Data and addenda thereto as listed in the returnable schedules, as well as any confirmation, clarification or changes to the terms of the offer agreed by the Tenderer and the *Employer* during this process of offer and acceptance.

It is expressly agreed that no other matter whether in writing, oral communication or implied during the period between the issue of the tender documents and the receipt by the tenderer of a completed signed copy of this Agreement shall have any meaning or effect in the contract between the parties arising from this agreement.

.....



C2 CONTRACT DATA


The Conditions of Contract are clauses 1 to 41 of the **JBCC Series 2000 Principal Building Agreement (Edition 4.1 of March 2005)** published by the Joint Building Contracts Committee.

Copies of these conditions of contract may be obtained from the Association of South African Quantity Surveyors (011-3154140), Master Builders Association (011-205-9000; 057-3526269) South African Association of Consulting Engineers (011-4632022) or South African Institute of Architects (051-4474909; 011-4860684; 053-8312003;)

The JBCC Principal Building Agreement makes several references to the Contract Data for specific data, which together with these conditions collectively describe the risks, liabilities, and obligations of the contracting parties and the procedures for the administration of the Contract. The Contract Data shall have precedence in the interpretation of any ambiguity or inconsistency between it and the JBCC Principal Building Agreement.




PART C3: PRICING DATA



C3.1 PRICING INSTRUCTION

- The Bills of Quantities have been drawn up in accordance with the Standard System of Measuring Building Work in accordance with the provisions of the Model Bills of Quantities or Electrical Work, published by the South African Association of Quantity Surveyors, (July 2005).
- The agreement is under the JBCC N/S Subcontractor Agreement for use with the JBCC PBA (Edition 4.1 code 2101 March 2005) form of contract with Preliminaries (Code 2103 May 2005) incorporating the State Provisions of cl 41.0.
- It will be assumed that prices included in the Bills of Quantities are based on Acts, Ordinances, Regulations, By-laws, International Standards and National Standards that were published 28 days before the closing date for tenders.
- The prices and rates in these Bills of Quantities are fully inclusive prices for the work described under the items. Such prices and rates cover all costs and expenses that may be required in and for the execution of the work described in accordance with the provisions of the Scope of Works and shall cover the cost of all general risks, liabilities, and obligations set forth or implied in the Contract Data, as well as overhead charges and profit. These prices will be used as a basis for the assessment of payment for additional work that may have to be carried out.
- The drawings listed in the Scope of Works used for the setting up of these Bills of Quantities are kept by the Main Contractor and can be viewed at any time during office hours up until the completion of the works.
- An item against which no price is entered will be considered to be covered by the other prices or rates in the Bills of Quantities. A single lump sum will apply should a number of items be grouped together for pricing purposes.
- The Contract Data and the standard form of contract referenced therein must be studied for the full extent and meaning of each and every clause set out in Section 1 (Preliminaries) of the Bills of Quantities.
- The Bills of Quantities is not intended for the ordering of materials. Any ordering of materials, based on the Bills of Quantities, is at the Contractor's risk.



PART C4: PROVISIONAL BILLS OF QUANTITIES



C4.1 PRELIMINARIES

Item No		Quantity	Rate	Amount
	<p><u>SECTION NO. 1</u></p> <p><u>BILL NO. 1</u></p> <p><u>PRELIMINARIES NOTES</u></p> <p><u>PREAMBLES</u></p> <p>NOTE : The tenderer is referred to the relevant clauses in the Model Preambles for Trades (2008 Edition) as issued by the Association of South African Quantity Surveyors before pricing this bill.</p> <p><u>NOTES</u></p> <p>i) The agreement is based on the JBCC Principal Building Agreement (version 4.1). The additions, deletions and alterations to the JBCC PBA and the <i>Principal Building Agreement: Contract Data</i> and these documents have been incorporated in the Contract section of this document. The tenderer is deemed to have referred to these documents for the full and meaning of each clause. The clauses are referred to by the number and heading only. Where standard clauses or options are not applicable to the contract such notifications or corrections are necessary are given under each relevant clause. Where an item is not relevant to this specific contract such item is marked. "N/A" signifying "Not Applicable".</p> <p>ii) The Preliminaries for use with the JBCC Series 2000 Preliminaries prepared by the Joint Building Contracts Committee, edition code 2103 March 2005 and shall be deemed to be incorporated herein</p> <p>iii) Tenderers are referred to the abovementioned documents for the full intent and meaning of each clause thereof (hereinafter referred to by heading and clause number only) for which such allowance must be made as may be considered necessary</p>			
	<p style="text-align: right;">Carried Forward</p> <p>Section No. 1 PRELIMINARIES AND GENERAL Bill No. 1 Preliminaries and General</p>		R	

	Brought Forward		R	
	<p>iv) Where standard clause or alternatives are not entirely applicable to this contract such modification, corrections or supplements as will apply are given under each relevant clause heading</p> <p>v) Where any item is not relevant to this specific contract such item is marked N/A (signifying "not applicable")</p> <p>vi) If Alternative A as set out in clause B10.3 hereinafter is to be used for the adjustment of the preliminaries each item priced is to be allocated to one or more of the three categories, where "F" denotes a fixed amount (amount not to be varied) "V" denotes an amount variable in proportion to value and "T" denotes an amount in proportion to time.</p> <p><u>PRICING OF PRELIMINARIES</u></p> <p>Items not priced in these Preliminaries shall be deemed to be included elsewhere in these Bills of Quantities.</p> <p><u>SECTION A: JBCC PRINCIPAL BUILDING AGREEMENT - (Edition 4.1, March 2005)</u></p> <p><u>DEFINITIONS AND INTERPRETATION (A1)</u></p>			
1/1/1	<p>Clause 1.0</p> <p>F:..... V:..... T:.....</p>	Item		
	<p><u>OFFER, ACCEPTANCE AND PERFORMANCE OBLIGATIONS (A2)</u></p>			
1/1/2	<p>Clause 2.0</p> <p>F:..... V:..... T:.....</p>	Item		
	<p><u>DOCUMENTS (A3)</u></p>			
1/1/3	<p>Clause 3.0</p> <p>F:..... V:..... T:.....</p>	Item		
	Carried Forward		R	
	<p>Section No. 1 PRELIMINARIES AND GENERAL Bill No. 1 Preliminaries and General</p>			

	Brought Forward		R	
	<u>DESIGN RESPOSIBILITY (A4)</u>			
1/1/4	Clause 4.0 F:..... V:..... T:.....	Item		
	<u>EMPLOYERS AGENTS (A5)</u>			
1/1/5	Clause 5.0 F:..... V:..... T:.....	Item		
	<u>SITE REPRESENTATIVE (A6)</u>			
1/1/6	Clause 6.0 F:..... V:..... T:.....	Item		
	<u>COMPLIANCE WITH LAWS AND REGULATIONS (A7)</u>			
1/1/7	Clause 7.0 F:..... V:..... T:.....	Item		
	<u>INSURANCE AND SECURITY</u>			
	<u>WORKS RISK (A8)</u>			
1/1/8	Clause 8.0 F:..... V:..... T:.....	Item		
	<u>INDEMNITIES (A9)</u>			
1/1/9	Clause 9.0 F:..... V:..... T:.....	Item		
	Carried Forward		R	
	Section No. 1 PRELIMINARIES AND GENERAL Bill No. 1 Preliminaries and General			

Brought Forward		R
<u>WORKS INSURANCES (A10)</u>		
Clause 10.0		
F:..... V:..... T:.....	Item	
<u>LIABILITY INSURANCES (A11)</u>		
Clause 11.0		
F:..... V:..... T:.....	Item	
<u>EFFECTING INSURANCES (A12)</u>		
Clause 12.0		
F:..... V:..... T:.....	Item	
<u>NO CLAUSE (A13)</u>		
Clause 13.0		
F:..... V:..... T:.....	Item	
<u>SECURITY (A14)</u>		
Clause 14.0		
F:..... V:..... T:.....	Item	
Carried Forward		R
Section No. 1 PRELIMINARIES AND GENERAL Bill No. 1 Preliminaries and General		

	Brought Forward		R	
	<u>EXECUTION</u>			
	<u>PREPARATION FOR AND EXECUTION OF THE WORKS (A15)</u>			
1/1/15	Clause 15.0 F:..... V:..... T:.....	Item		
	<u>ACCESS TO THE WORKS (A13)</u>			
1/1/16	Clause 16.0 F:..... V:..... T:.....	Item		
	<u>CONTRACT INSTRUCTION (A17)</u>			
1/1/17	Clause 17.0 F:..... V:..... T:.....	Item		
	<u>SETTING OUT OF THE WORKS (A18)</u>			
1/1/18	Clause 18.0 F:..... V:..... T:.....	Item		
	<u>ASSIGNMENT (A19)</u>			
1/1/19	Clause 19.0 F:..... V:..... T:.....	Item		
	<u>NOMINATED SUBCONTRACTORS (A20)</u>			
1/1/20	Clause 20.0 F:..... V:..... T:.....	Item		
	Carried Forward		R	
	Section No. 1 PRELIMINARIES AND GENERAL Bill No. 1 Preliminaries and General			

	Brought Forward		R	
	<u>SELECTED SUBCONTRACTORS (A21)</u>			
1/1/21	Clause 21.0 F:..... V:..... T:.....	Item		
	<u>EMPLOYERS DIRECT CONTRACTORS (A22)</u>			
1/1/22	Clause 22.0 F:..... V:..... T:.....	Item		
	<u>CONTRACTORS DOMESTIC SUBCONTRACTORS (A23)</u>			
1/1/23	Clause 23.0 F:..... V:..... T:.....	Item		
	<u>COMPLETION</u>			
	<u>PRACTICAL COMPLETION (A24)</u>			
1/1/24	Clause 24.0 Contract Period: The period commencing on actual Site hand over date to the Contractor and ending on the date of Practical Completion or authorised extensions thereto including all Annual Industrial Holiday Periods, Sundays and Public Holidays. F:..... V:..... T:.....	Item		
	<u>WORKS COMPLETION (A25)</u>			
1/1/25	Clause 25.0 F:..... V:..... T:.....	Item		
	Carried Forward		R	
	Section No. 1 PRELIMINARIES AND GENERAL Bill No. 1 Preliminaries and General			

	Brought Forward		R	
	<u>FINAL COMPLETION (A26)</u>			
1/1/26	Clause 26.0			
	F:..... V:..... T:.....	Item		
	<u>LATENT DEFECT'S LIABILITY PERIOD (A27)</u>			
1/1/27	Clause 27.0			
	F:..... V:..... T:.....	Item		
	<u>SECTIONAL COMPLETION (A28)</u>			
1/1/28	Clause 28.0			
	F:..... V:..... T:.....	Item		
	<u>REVISION OF THE DATE FOR PRACTICAL COMPLETION (A29)</u>			
1/1/29	Clause 29.0			
	F:..... V:..... T:.....	Item		
	<u>PENALTY FOR LATE OR NON-COMPLETION (A30)</u>			
1/1/30	Clause 30.0			
	F:..... V:..... T:.....	Item		
	<u>PAYMENT</u>			
	<u>INTERIM PAYMENT TO THE CONTRACTOR (A31)</u>			
1/1/31	Clause 31.0			
	F:..... V:..... T:.....	Item		
	Carried Forward		R	
	Section No. 1 PRELIMINARIES AND GENERAL Bill No. 1 Preliminaries and General			

	Brought Forward		R	
	<u>ADJUSTMENT OF THE CONTRACT VALUE (A32)</u>			
1/1/32	Clause 32.0 F:..... V:..... T:.....	Item		
	<u>RECOVERY OF EXPENSE AND/OR LOSS (A33)</u>			
1/1/33	Clause 33.0 F:..... V:..... T:.....	Item		
	<u>FINAL ACCOUNT AND FINAL PAYMENT (A34)</u>			
1/1/34	Clause 34.0 F:..... V:..... T:.....	Item		
	<u>PAYMENT TO OTHER PARTIES (A35)</u>			
1/1/35	Clause 35.0 F:..... V:..... T:.....	Item		
	<u>CANCELLATION</u>			
	<u>CANCELLATION BY EMPLOYER - CONTRACTOR'S DEFAULT (A36)</u>			
1/1/36	Clause 36.0 F:..... V:..... T:.....	Item		
	<u>CANCELLATION BY EMPLOYER - LOSS AND DAMAGE (A37)</u>			
1/1/37	Clause 37.0 F:..... V:..... T:.....	Item		
	Carried Forward		R	
	Section No. 1 PRELIMINARIES AND GENERAL Bill No. 1 Preliminaries and General			

	Brought Forward		R	
	<u>CANCELLATION BY CONTRACTOR - EMPLOYER'S DEFAULT (A38)</u>			
1/1/38	Clause 38.0 F:..... V:..... T:.....	Item		
	<u>CANCELLATION - CESSATION OF THE WORKS (A39)</u>			
1/1/39	Clause 39.0 F:..... V:..... T:.....	Item		
	<u>CANCELLATION - CESSATION OF THE WORKS (A39)</u>			
1/1/40	Clause 39.0 F:..... V:..... T:.....	Item		
	<u>DISPUTE</u>			
	<u>SETTLEMENT OF DISAGREEMENTS AND DISPUTES (A40)</u>			
1/1/41	Clause 40.0 F:..... V:..... T:.....	Item		
	<u>SUBSTITUTE PROVISIONS</u>			
	<u>STATE CLAUSES (A41)</u>			
1/1/42	Clause 41.0 F:..... V:..... T:.....	Item		
	Carried Forward		R	
	Section No. 1 PRELIMINARIES AND GENERAL Bill No. 1 Preliminaries and General			

	Brought Forward		R	
	<u>SCHEDULE OF VARIABLES (A42)</u>			
1/1/43	<p>Clause 42.0</p> <p>F:..... V:..... T:.....</p>	Item		
	<u>AGREEMENT</u>			
1/1/44	<p>Clause</p> <p>F:..... V:..... T:.....</p> <p>Information necessary for completion of those clauses contained in the schedule which are necessary for tender purposes is given hereunder</p>	Item		
	<u>CONTRACT DETAILS</u>			
	<p>Works Description:</p> <p>Demolition of existing 10 x pit toilets, renovations to 4 classroom block, 3 classroom blocks x 2,19 Enviroloo toilets and construction of medium administration block, 4 classroom, 4 seat waterborne toilets and other related external works and services</p> <p>Site Description:</p> <p>Dikoloi Secondary School Milton Duff Village Site No 322 Bochum, Polokwane</p> <p>Work for installation by direct contractors: TBC</p>			
	Carried Forward		R	
	<p>Section No. 1 PRELIMINARIES AND GENERAL Bill No. 1 Preliminaries and General</p>			

<p align="center">Brought Forward</p> <p>This agreement is for a government contract: Yes</p> <p>Date on which possession of the site is intended to be given: TBC</p> <p>Period for the commencement of the works after the contractor takes possession of the site: 10 days</p> <p>Completions in sections are required: No</p> <p>Intended date of practical completion and the penalty per calender day for the works as a whole: R 5 500.00 per day</p> <p>Contract duration : 12 months including national builder's break</p> <p>SPECIAL COMPLETION REQUIREMENTS</p> <p>Beneficial occupation dates: TBC</p> <p>Tenant Installations beneficial occupation</p> <p>F..... V..... T</p> <p>Arbitration rules as recommended by the Association of Arbitrators (SA)</p> <p>F V T</p> <p>The law applicable to this agreement shall be that of South Africa</p> <p>F V T</p>	<p align="center">Item</p> <p align="center">Item</p>	<p align="center">R</p>
<p align="center">Carried Forward</p> <p>Section No. 1 PRELIMINARIES AND GENERAL Bill No. 1 Preliminaries and General</p>		<p align="center">R</p>

	Brought Forward		R	
	<u>INSURANCES</u>			
1/1/47	<p>Contract works insurance to be effected by: Contractor</p> <p>For the amount of: The Contract Sum plus 20% with deductible of R20 000.00</p> <p>Notwithstanding the provisions of Clause 41.3.2, the first amount deductible will be for the Contractor's account</p> <p>SASRIA insurance required:</p> <p>F:..... V:..... T:.....</p>	Item		
1/1/48	<p>Public liability insurance to be effected by Contractor</p> <p>For the amount of: R 10 000 000.00</p> <p>With a deductible of: R 10 000.00 per claim</p> <p>F:..... V:..... T:.....</p>	Item		
	<u>DOCUMENT</u>			
	<p>Waivers of contractors lien is required: Yes</p> <p>Number of construction document copies to be supplied free of charge: 3</p> <p>Number of days for submission of priced documents: TBA</p> <p>Notwithstanding the provisions of the above clause, no payments will be certified unless the priced documents are agreed with the Quantity Surveyors.</p> <p>JBCC Engineering General Conditions are to be included in the documents: No</p> <p>Alternative if contract value is not adjusted using Contract Price Adjustment Provision: N/A</p> <p>Tender Price is requested for Fixed Rates.</p>			
	Carried Forward		R	
	<p>Section No. 1</p> <p>PRELIMINARIES AND GENERAL</p> <p>Bill No. 1</p> <p>Preliminaries and General</p>			

[illegible]

	Brought Forward		R	
	<u>SECTION B: PRELIMINARIES</u>			
	<u>Definition and interpretation (B1)</u>			
1/1/49	Definition and interpretation (B1.1 - B1.6.5) F:..... V:..... T:.....	Item		
	<u>Documents (B2)</u>			
1/1/50	Checking of documents (B2.1) F:..... V:..... T:.....	Item		
1/1/51	These bills of quantities contain pages and annexures as indexed on the flyleaf The items in these bills of quantities are to be read and priced in conjunction with the descriptions regarded as amplified by the Model Preambles for Trades as recommended and published by the Association of South African Quantity Surveyors, 2008 edition, and no claim arising from brevity of description of items fully described in the said Model Preambles for Trades will be entertained. F:..... V:..... T:.....	Item		
1/1/52	Provisional bills of quantities (B2.2) F:..... V:..... T:.....	Item		
1/1/53	Availability of construction documentation for contracts based on provisional bills of quantities (B2.3) F:..... V:..... T:.....	Item		
1/1/54	Interests of agents (B2.4) F:..... V:..... T:.....	Item		
	Carried Forward		R	
	Section No. 1 PRELIMINARIES AND GENERAL Bill No. 1 Preliminaries and General			

**LIMPOPO DEPARTMENT OF EDUCATION
UPGRADES AND ADDITIONS AT
DIKOLOI SECONDARY SCHOOL**

	Brought Forward		R	
1/1/55	<p>Priced documents (B2.5)</p> <p>F:..... V:..... T:.....</p>	Item		
1/1/56	<p>Tender submission (B2.6)</p> <p>F:..... V:..... T:.....</p>	Item		
1/1/57	<p>Notwithstanding anything contained in this clause tenders shall be valid for a period of 180 days from the closing date of tenders</p> <p>F:..... V:..... T:.....</p> <p><u>The site (B3)</u></p>	Item		
1/1/58	<p>Defined works area (B3.1)</p> <p>F:..... V:..... T:.....</p>	Item		
1/1/59	<p>The area of the works to be occupied by the contractor, any restriction on the area and the limit of access or exit will be pointed out to the contractor by the principal agent at the official site briefing meeting.</p> <p>Site Meeting Date: TBC The meeting will be held at: TBC Tenderers are advise to arrive at least one hour earlier for the briefing meeting in order to avoid delays related to locating the venue.</p> <p>F:..... V:..... T:.....</p>	Item		
1/1/60	<p>Inspection of the site (B3.3)</p> <p>F:..... V:..... T:.....</p>	Item		
	Carried Forward		R	
	<p>Section No. 1 PRELIMINARIES AND GENERAL Bill No. 1 Preliminaries and General</p>			

**LIMPOPO DEPARTMENT OF EDUCATION
UPGRADES AND ADDITIONS AT
DIKOLOI SECONDARY SCHOOL**

	Brought Forward		R	
1/1/61	A compulsory briefing meeting with representatives of the Employer will not take place due to the Covid-19 Lockdown restrictions. However, tenderers are welcomed to make arrangements to visit the site on a non-compulsory basis at the Chameti High School F:..... V:..... T:.....	Item		
1/1/62	Existing premises occupied (B3.4) F:..... V:..... T:.....	Item		
1/1/63	Previous work - dimensional accuracy (B3.5) F:..... V:..... T:.....	Item		
1/1/64	Previous work - defects (B3.6) F:..... V:..... T:.....	Item		
1/1/65	Services - known (B3.7) F:..... V:..... T:.....	Item		
1/1/66	Services - unknown (B3.8) F:..... V:..... T:.....	Item		
1/1/67	Protection of trees etc (B3.9) F:..... V:..... T:.....	Item		
1/1/68	Articles of value (B3.10) F:..... V:..... T:.....	Item		
	Carried Forward		R	
	Section No. 1 PRELIMINARIES AND GENERAL Bill No. 1 Preliminaries and General			

	Brought Forward		R	
1/1/69	<p>Inspection of adjoining properties etc (B3.11)</p> <p>F:..... V:..... T:.....</p> <p><u>Management of contract (B4)</u></p>	Item		
1/1/70	<p>Management of the works (B4.1)</p> <p>The contractor is to submit with his tender a synopsis of the proposed management team envisaged for this project.</p> <p>F:..... V:..... T:.....</p>	Item		
1/1/71	<p>Programme for the works</p> <p>The contractor is to submit with his tender a detailed program outlining the envisaged programming of the works</p> <p>F:..... V:..... T:.....</p>	Item		
1/1/72	<p>Progress meetings (B4.3)</p> <p>F:..... V:..... T:.....</p>	Item		
1/1/73	<p>Technical meetings (B4.4)</p> <p>F:..... V:..... T:.....</p> <p><u>Samples and shop drawings and manufacturer's instructions (B5)</u></p>	Item		
1/1/74	<p>Samples of materials (B5.1)</p> <p>F:..... V:..... T:.....</p>	Item		
	Carried Forward		R	
	<p>Section No. 1 PRELIMINARIES AND GENERAL Bill No. 1 Preliminaries and General</p>			

**LIMPOPO DEPARTMENT OF EDUCATION
UPGRADES AND ADDITIONS AT
DIKOLOI SECONDARY SCHOOL**

	Brought Forward		R	
1/1/75	Workmanship samples (B5.2) F:..... V:..... T:.....	Item		
1/1/76	Shop drawings (B5.3) F:..... V:..... T:.....	Item		
	<u>Temporary works and plant (B6)</u>			
1/1/77	Deposits and fees (B6.1) F:..... V:..... T:.....	Item		
1/1/78	Enclosure of the works (B6.2) F:..... V:..... T:.....	Item		
1/1/79	Advertising (B6.3) F:..... V:..... T:.....	Item		
1/1/80	Plant, equipment, sheds and offices (B6.4) F:..... V:..... T:.....	Item		
1/1/81	Main notice board (B6.5) Provision shall be made for 1 set of Professional boards Lettering shall include 1 logo not exceeding 200 x 200mm per consultant and contractor all in colour and 1 Limpopo Department of Education chromadek signage board that must be 2 x 4m. F:..... V:..... T:.....	Item		
	Carried Forward		R	
	Section No. 1 PRELIMINARIES AND GENERAL Bill No. 1 Preliminaries and General			

**LIMPOPO DEPARTMENT OF EDUCATION
UPGRADES AND ADDITIONS AT
DIKOLOI SECONDARY SCHOOL**

	Brought Forward		R	
1/1/82	Subcontractors notice board (B6.6) F:..... V:..... T:.....	Item		
	<u>Temporary services (B7)</u>			
1/1/83	Location (B7.1) F:..... V:..... T:.....	Item		
1/1/84	Water (B7.2) Alternative A F:..... V:..... T:.....	Item		
1/1/85	Electricity (B7.3) Alternative A F:..... V:..... T:.....	Item		
1/1/86	Telecommunication equipment (B7.4) Alternative A F:..... V:..... T:.....	Item		
1/1/87	Ablution facilities (B7.5) Alternative A F:..... V:..... T:.....	Item		
	<u>Prime cost amounts (B8)</u>			
1/1/88	Responsibility for prime cost amounts (B8.1) F:..... V:..... T:.....	Item		
	Carried Forward		R	
	Section No. 1 PRELIMINARIES AND GENERAL Bill No. 1 Preliminaries and General			

**LIMPOPO DEPARTMENT OF EDUCATION
UPGRADES AND ADDITIONS AT
DIKOLOI SECONDARY SCHOOL**

	Brought Forward		R	
	<u>Attendance on N/S Subcontractors (B9)</u>			
1/1/89	General attendance (B9.1) F:..... V:..... T:.....	Item		
1/1/90	Special attendance (B9.2) F:..... V:..... T:.....	Item		
1/1/91	Commissioning - Fuel, water and power (B9.3) F:..... V:..... T:.....	Item		
	<u>Financial aspects (B10)</u>			
	Statutory taxes, duties and levies (B10.1) F:..... V:..... T:.....	Item		
1/1/92	Provision for Value Added Tax (VAT) is made in the Final Summary F:..... V:..... T:.....	Item		
1/1/93	Payment of preliminaries (B10.2) F:..... V:..... T:.....	Item		
1/1/94	Adjustment of preliminaries (B10.3) F:..... V:..... T:.....	Item		
1/1/95	Payment certificate cash flow (B10.4) F:..... V:..... T:.....	Item		
	Carried Forward		R	
	Section No. 1 PRELIMINARIES AND GENERAL Bill No. 1 Preliminaries and General			

**LIMPOPO DEPARTMENT OF EDUCATION
UPGRADES AND ADDITIONS AT
DIKOLOI SECONDARY SCHOOL**

	Brought Forward		R	
1/1/96	Contractor information supply (B10.5) F:..... V:..... T:.....	Item		
	<u>General (B11)</u>			
1/1/97	Protection of works (B11.1) F:..... V:..... T:.....	Item		
1/1/98	Protection/isolation of existing/sectionally occupied works (B11.2) F:..... V:..... T:.....	Item		
1/1/99	Site security (B11.3) F:..... V:..... T:.....	Item		
1/1/100	Notice before covering work (B11.4) F:..... V:..... T:.....	Item		
1/1/101	Disturbance (B11.5) F:..... V:..... T:.....	Item		
1/1/102	Works cleaning and clearing (B11.6) F:..... V:..... T:.....	Item		
1/1/103	Vermin (B11.7) F:..... V:..... T:.....	Item		
1/1/104	Overhand work (B11.8) F:..... V:..... T:.....	Item		
	Carried Forward		R	
	Section No. 1 PRELIMINARIES AND GENERAL Bill No. 1 Preliminaries and General			

Brought Forward			R	
<u>Schedule of variables (B12)</u>				
1/1/105	Pre-tender information (B12.1) F:..... V:..... T:..... Information necessary for elections and completion of those clauses contained in the schedule which are necessary for tender purposes is given hereunder. Where no information is given it shall mean that either no details or specific requirements are available or that the clause is not relevant to this specific contract	Item		
1/1/106	12.1.1 Provisional bills of quantities (B2.2) The quantities are provisional: Yes F:..... V:..... T:.....	Item		
1/1/107	12.1.2 Availability of construction documentation (B2.3) Construction documentation is not complete: Yes F:..... V:..... T:.....	Item		
1/1/108	12.1.3 Interest of agents (B2.4) F:..... V:..... T:.....	Item		
1/1/109	12.1.4 Defined works area (B3.1) F:..... V:..... T:.....	Item		
1/1/110	12.1.5 Geotechnical investigation (B3.2) F:..... V:..... T:.....	Item		
1/1/111	12.1.6 Existing premises occupied (B3.4) F:..... V:..... T:.....	Item		
Carried Forward			R	
Section No. 1 PRELIMINARIES AND GENERAL Bill No. 1 Preliminaries and General				

**LIMPOPO DEPARTMENT OF EDUCATION
UPGRADES AND ADDITIONS AT
DIKOLOI SECONDARY SCHOOL**

	Brought Forward		R	
1/1/112	12.1.7 Services - known (B3.7) F:..... V:..... T:.....	Item		
1/1/113	12.1.8 Protection of trees (B3.9) F:..... V:..... T:.....	Item		
1/1/114	12.1.9 Inspection of adjoining properties (B3.11) F:..... V:..... T:.....	Item		
1/1/115	12.1.10 Enclosure of the works (B6.2) F:..... V:..... T:.....	Item		
1/1/116	12.1.11 Offices (B6.4.3) F:..... V:..... T:.....	Item		
1/1/117	12.1.12 Main notice board (B6.5) Provision shall be made for 1 set of Professional boards Lettering shall include 1 logo not exceeding 200 x 200mm per consultant and contractor all in colour and 1 Limpopo Department of Education chromadek signage board that must be 2 x 4m. F:..... V:..... T:.....	Item		
1/1/118	12.1.13 Subcontractors notice board (B6.6) A notice board is required: Yes F:..... V:..... T:.....	Item		
	Carried Forward		R	
	Section No. 1 PRELIMINARIES AND GENERAL Bill No. 1 Preliminaries and General			

	Brought Forward		R	
1/1/119	<p>12.1.14 Water (B7.2) Alternative Selected: A</p> <p>The contractor shall make provision for water connection requirements that will enable them to carry out works around the site. The contractor shall apply for all necessary supply connections requirements with the Local Authority. Should the local authority refuse services supply to site, the contractor shall connect to any other existing services pointed to him by the Principal Agent in the same manner that the Local authority would have supplied services to site ie in compliance with the specifications of the Local authority.</p> <p>F:..... V:..... T:.....</p>	Item		
1/1/120	<p>12.1.15 Electricity (B7.3) Alternative selected: A</p> <p>The contractor shall make provision for electrical power connection requirements that will enable them to carry out works around the site. The contractor shall apply for all necessary supply connections requirements with the Local authority. The contractor shall connect to any other existing services pointed to him by the Principal Agent in the same manner that the Local authority would have supplied services to site ie in compliance with the specifications of the Local authority.</p> <p>F:..... V:..... T:.....</p>	Item		
	Carried Forward		R	
	<p>Section No. 1 PRELIMINARIES AND GENERAL Bill No. 1 Preliminaries and General</p>			

	Brought Forward		R	
1/1/121	<p>12.1.16 Telecommunications (B7.4) Alternative selected: A</p> <p>The contractor shall make provision for telephone connection requirements that will enable them to carry out works around the site. The contractor shall apply for all necessary supply connections requirements with the relevant Agency. Should the Agency refuse services supply to site, the contractor shall connect to any other existing services pointed to him by the Principal Agent in the same manner that the Agency would have supplied services to site ie in compliance wit the specifications of the Agency.</p> <p>F:..... V:..... T:.....</p>	Item		
1/1/122	<p>12.1.17 Ablution facilities (B7.5) Alternative selected: A</p> <p>The contractor shall make provision for sewer connection requirements that will enable them to carry out works around the site. The contractor shall apply for all necessary supply connections requirements with the Local authority. The contractor shall connect to any other existing services pointed to him by the Principal Agent in the same manner that the Local authority would have supplied services to site ie in compliance wit the specifications of the Local authority.</p> <p>F:..... V:..... T:.....</p>	Item		
1/1/123	<p>12.1.8 Special attendance (B9.2)</p> <p>F:..... V:..... T:.....</p>	Item		
1/1/124	<p>12.1.19 Protection of the works (B11.1)</p> <p>F:..... V:..... T:.....</p>	Item		
	Carried Forward		R	
	<p>Section No. 1 PRELIMINARIES AND GENERAL Bill No. 1 Preliminaries and General</p>			

**LIMPOPO DEPARTMENT OF EDUCATION
UPGRADES AND ADDITIONS AT
DIKOLOI SECONDARY SCHOOL**


	Brought Forward		R	
1/1/125	<p>12.1.20 Protection of existing/sectionally occupied works (B11.2) Protection is required: Yes</p> <p>The contractor shall conduct an as built survey (photographic and written) prior to commencing works. All damage caused by the Contractor during the contract shall be rectified at the Contractors cost.</p> <p>F:..... V:..... T:.....</p>	Item		
1/1/126	<p>12.1.21 Disturbance (B11.5)</p> <p>F:..... V:..... T:.....</p>	Item		
1/1/127	<p>Post tender information (B12.2)</p> <p>F:..... V:..... T:.....</p>	Item		
1/1/128	<p>12.2.1 Payment of preliminaries Alternative selected: (A or B)</p> <p>F:..... V:..... T:.....</p>	Item		
1/1/129	<p>12.2.2 Adjustment of preliminaries Alternative selected: (A or B)</p> <p>F:..... V:..... T:.....</p>	Item		
1/1/130	<p>12.2.3 Additional agreed preliminaries items</p> <p>F:..... V:..... T:.....</p>	Item		
	Carried Forward		R	
	<p>Section No. 1 PRELIMINARIES AND GENERAL Bill No. 1 Preliminaries and General</p>			

	Brought Forward		R	
	<u>SECTION C: SPECIFIC PRELIMINARIES</u>			
1/1/131	GUARANTEE <p>Where guarantees are called for, the contractor shall obtain a written guarantee, addressed to the employer, from the firm supplying the materials and/or doing the work and shall deliver same to the principal agent on the certified completion of the contract. The guarantee shall state that workmanship, materials and installation are guaranteed for a specified period from the date of certified completion of the contract, and that any defects that may arise during the specified period shall be made good at the expense of the firm supplying the materials and/or doing the work, upon written notice from the principal agent to do so. This guarantee will not be enforced if the work is damaged by structural defects in the building in which case the responsibility for replacement shall rest entirely with the contractor unless found to be as a result of a design fault.</p> <p>F:..... V:..... T:.....</p>	Item		
1/1/132	SHOP DRAWINGS <p>The contractor and/or nominated/selected sub-contractor shall prepare and submit, at his own expense, three (3) copies of shop drawings of all fabricated work, working or setting out drawings shop details and schedules to the principal agent for approval prior to commencement of manufacture.</p> <p>Correction of shop drawings shall not constitute a change in scope of work unless the contractor notifies the Principal Agent in writing within seven (7) calendar days and shall not proceed with fabrication until so authorised by the principal agent</p> <p>F:..... V:..... T:.....</p>	Item		
	Carried Forward		R	
	Section No. 1 PRELIMINARIES AND GENERAL Bill No. 1 Preliminaries and General			

	Brought Forward		R	
1/1/133	<p>SAMPLES</p> <p>Samples are physical examples furnished by the contractor to illustrate materials, equipment or workmanship and to establish standards by which the work will be judged. The contractor shall furnish without delay such samples and "mock ups" as may be called for by the Principal Agent, who may reject all material and workmanship not corresponding with the approved samples.</p> <p>Samples must be submitted in duplicate or as instructed and must allow a reasonable time for their consideration.</p> <p>Samples must be properly labelled with the project name and location, contractor's name, the type, finish composition of materials date of submission and the contract document reference in which the project is identified.</p> <p>F:..... V:..... T:.....</p>	Item		
1/1/134	<p>SITE INSTRUCTIONS</p> <p>Site instructions issued are to be recorded in triplicate in a site instruction book which is to be maintained on site by the contractor.</p> <p>Site instructions to the various sub-contractors may be issued only by the Principal Agent and must be issued via the contractor.</p> <p>Copies of all site instructions issued are to be submitted for the principal agent and the quantity surveyors within two (2) days of issue.</p> <p>F:..... V:..... T:.....</p>	Item		
	Carried Forward		R	
	<p>Section No. 1 PRELIMINARIES AND GENERAL Bill No. 1 Preliminaries and General</p>			

	Brought Forward		R	
1/1/135	OVERTIME Should overtime be required to be worked for any reason whatsoever, the costs of such overtime are to be borne by the contractor unless the Principal Agent has specifically authorised in writing, prior to the execution thereof, that costs for such overtime are to be borne by the employer. F:..... V:..... T:.....	Item		
1/1/136	CO-OPERATION OF CONTRACTOR FOR COST CONTROL It is specifically agreed that the contractor accepts the obligation of assisting the professional consultants in implementing proper cost control in an effort to prevent the final building cost from exceeding the budget. It is specifically agreed that the professionals and the contractor will endeavour to agree and sign off variations within sixty days of them arising. F:..... V:..... T:.....	Item		
1/1/137	SITE LEVELS Before commencement of the works, the contractor shall carry out and provide the principal agent, for approval, a survey of the existing site levels in sufficient details to enable the preparation of a final account. F:..... V:..... T:.....	Item		
1/1/138	PROPRIETARY BRANDED PRODUCTS The contractor shall take delivery of, handle, store, use apply and/or fix all proprietary branded products in strict accordance with the manufacturers' instruction after consultation with the manufacturer's authorised representative F:..... V:..... T:.....	Item		
	Carried Forward		R	
	Section No. 1 PRELIMINARIES AND GENERAL Bill No. 1 Preliminaries and General			

	Brought Forward		R	
1/1/139	AS BUILT DRAWINGS The position of construction breaks and the extent of individual concrete pours are to be recorded by the contractor on the structural engineer's drawings and are to be submitted to the principal agent and the structural engineer for their records. F: V: T:	Item		
1/1/140	OCCUPATIONAL HEALTH AND SAFETY ACT In terms of the Occupational Health and Safety Regulations promulgated on 18 July 2003 and any latest editions/amendments, it will be expected from the contractor to comply fully with and adhere to all such regulations pertaining to this project as no claims in this regard will be entertained. F: V: T:	Item		
1/1/141	COVID-19 RELATED ITEMS In terms of the latest Covid-19 regulations and requirements, it will be expected from the contractor to comply fully with and adhere to all such regulations pertaining to this project as no claims in this regard will be entertained. F: V: T:	Item		
Carried to Final Summary			R	
Section No. 1 PRELIMINARIES AND GENERAL Bill No. 1 Preliminaries and General				



C4.2 BUILDING WORKS

Item No		Quantity	Rate	Amount
	<p><u>SECTION NO. 2</u></p> <p><u>BILL NO. 1</u></p> <p><u>EARTHWORKS (PROVISIONAL)</u></p> <p><u>PREAMBLES</u></p> <p>NOTE : The tenderer is referred to the relevant clauses in the Model Preambles for Trades (2008 Edition) as issued by the Association of South African Quantity Surveyors before pricing this bill.</p> <p><u>SUPPLEMENTARY PREAMBLES</u></p> <p>Supplementary preamble items described in Bill No. 1, shall equally apply to this Bill.</p> <p><u>GENERAL NOTES TO TENDERERS</u></p> <p>General notes, described in Bill No.1, shall equally apply to this Bill.</p> <p><u>NOTES</u></p> <p><u>Carting away of excavated material</u></p> <p>Descriptions of carting away of excavated material shall be deemed to include loading excavated material onto trucks directly from the excavations or, alternatively, from stock piles situated on the building site</p> <p><u>Filling</u></p> <p>Notwithstanding the reference to prescribed multiple handling in clause 1 page 6 of the Standard System of Measuring Building Work, prices for filling and backfilling shall include for all selection and any multiple handling of material</p> <p>Excavations measured in successive depths of 2m.</p> <p><u>SITE CLEARANCE ETC</u></p> <p><u>Site clearance</u></p> <p>2/1/1 Digging up and removing rubbish, debris, vegetation, hedges, shrubs and trees not exceeding 200mm girth, bush, etc</p> <p><u>EXCAVATIONS</u></p>			
	Carried Forward		R	
	<p>Section No. 2</p> <p>4 CLASSROOM BLOCK</p> <p>Bill No. 1</p> <p>Earthworks</p>			

	Brought Forward			R	
	<u>Excavation in earth not exceeding 2m deep</u>				
2/1/2	Trenches	m3	104		
	<u>Extra over excavations in earth to trenches and holes for</u>				
2/1/3	Excavation in soft rock	m3	10		
2/1/4	Excavation in hard rock	m3	5		
	<u>CARTING AWAY OF EXCAVATED MATERIAL</u>				
	<u>Note:</u>				
	Description of carting away of excavated material shall be deemed to include loading excavated material onto trucks directly from the excavations or , alternatively, from stock piles situated on the building site.				
2/1/5	Extra over all excavation for carting away surplus material from excavation and / or stockpile on site to a dumping site to be located by the Contractor	m3	57		
	<u>RISK OF COLLAPSE OF EXCAVATIONS</u>				
	<u>Risk of collapse to side of excavation in earth not exceeding 1,5m deep</u>				
2/1/6	Trenches and holes	m2	298		
	<u>KEEPING EXCAVATIONS FREE FROM WATER</u>				
	<u>FILLING, ETC.</u>				
	<u>Earth filling obtained from the excavations and/or prescribed stock piles on site compacted to 93% Mod AASHTO density in layers not exceeding 150mm thick</u>				
2/1/7	Backfilling to trenches, holes, etc	m3	53		
2/1/8	Under floors, steps, pavings, etc	m3	222		
	<u>Imported gravel filling (G7) stabilise with 2-3% cement compacted to 93% Mod AASHTO density in layers not exceeding 150mm thick</u>				
2/1/9	Backfilling to trenches, holes, etc	m3	16		
2/1/10	Under floors, steps, pavings, etc	m3	49		
	Carried Forward			R	
	Section No. 2 4 CLASSROOM BLOCK Bill No. 1 Earthworks				

[illegible]

Item No		Quantity	Rate	Amount
	<p><u>BILL NO. 2</u></p> <p><u>CONCRETE, FORMWORK AND REINFORCEMENT</u></p> <p><u>PREAMBLES</u></p> <p>NOTE : The tenderer is referred to the relevant clauses in the Model Preambles for Trades (2008 Edition) as issued by the Association of South African Quantity Surveyors before pricing this bill.</p> <p><u>SUPPLEMENTARY PREAMBLES</u></p> <p>Supplementary preamble items described in Bill No. 1, shall equally apply to this Bill.</p> <p><u>Cost of tests</u></p> <p>The costs of making, storing and testing of concrete test cubes as required under clause 7, "Tests" of SANS 1200 G, shall include the cost of providing cube moulds necessary for the purpose, for testing costs and for submitting reports on the tests to the principal agent. The testing shall be undertaken by an independent firm or institution nominated by the contractor to the approval of the principal agent. (Test cubes are measured separately)</p> <p><u>Formwork</u></p> <p>Descriptions of formwork shall be deemed to include use and waste only (except where described as "left in" or "permanent"), for fitting together in the required forms, wedging, plumbing and fixing to true angles and surfaces as necessary to ensure easy release during stripping and for reconditioning as necessary before re-use. The vertical strutting shall be carried down to such construction as is sufficiently strong to afford the required support without damage and shall remain in position until the newly constructed work is able to support itself.</p> <p>Formwork to soffits of solid slabs, etc. shall be deemed to be to slabs not exceeding 250mm thick unless otherwise described. Formwork to soffits of slabs, beams, etc. shall be deemed to be propped up exceeding 1,5m and not exceeding 3,5m high unless otherwise described.</p>			
	Carried Forward		R	
	<p>Section No. 2 4 CLASSROOM BLOCK Bill No. 2 Concrete, Formwork and Reinforcement</p>			

	<p style="text-align: center;">Brought Forward</p> <p>Formwork to sides of bases, pile caps, ground beams, etc. will only be measured where it is prescribed by the engineer for design reasons. Formwork necessitated by irregularity or collapse of excavated faces will not be measured and the cost thereof shall be deemed to be included in the allowance for taking the risk of collapse of the sides of the excavations, provision for which is made in "Earthworks".</p> <p>The Tenderer is to note that for the "off-shutter" concrete finish shall be in accordance with the architectural specification 616 CON-140: Smooth + fair finish:-</p> <ul style="list-style-type: none"> · Degree of accuracy: I · Finish: Smooth and even · Form facing material to produce a smooth, hard, uniform texture on the concrete · Steel faced formwork. Joints grout-tight. · Panels shall be as large as practicable and arranged in a regular pattern as a feature of the surface · Formwork tie holes: to the approval of the architect · Repair imperfections: not allowed. Tie bolt holes shall be patched · Not permitted: blowholes, small fins, bulges, irregularities, voids, honeycombing, segregation and other large defects. · Concrete surfaces: No further treatment to form a smooth finish of uniform texture, appearance and colour <p>Structural Concrete</p> <p>Tenderers are referred to the Structural Engineer's - Standard Specifications which should be read before pricing this trade in particular, but also the other trades. The use of extenders, fly-ash, etc. are clearly described on this drawing.</p> <p><u>GENERAL NOTES TO TENDERERS</u></p> <p>General notes, described in Bill No.1, shall equally apply to this Bill.</p> <p><u>UNREINFORCED CONCRETE CAST AGAINST EXCAVATED SURFACES</u></p> <p><u>15Mpa/19mm concrete</u></p>			R	
2/2/1	<p>Blinding</p> <p style="text-align: right;">m3</p>	5			
	<p style="text-align: center;">Carried Forward</p> <p>Section No. 2 4 CLASSROOM BLOCK Bill No. 2 Concrete, Formwork and Reinforcement</p>			R	

	Brought Forward			R	
	<u>REINFORCED CONCRETE CAST AGAINST EXCAVATED SURFACE</u>				
	<u>25MPa/19mm Concrete</u>				
2/2/2	Strip footings	m3	26		
	<u>REINFORCED CONCRETE CAST IN FORMWORK</u>				
	<u>20Mpa/19mm concrete</u>				
2/2/3	Concrete Apron cast to fall etc,	m3	9		
	<u>25MPa/19mm Concrete</u>				
2/2/4	Surface beds cast in panels	m3	42		
	<u>TEST BLOCKS</u>				
	<u>Notes:</u>				
	Concrete strength test cubes, label and send to an approved laboratory for testing, pay all charges and submit report to the Regional Representative. Only successful tests will be paid for (Provisional)				
2/2/5	Making and testing 150 x 150 x 150mm concrete strength test cube (Provisional)	No	38		
	<u>SUNDRIES TO CONCRETE</u>				
	<u>Surface treatment</u>				
2/2/6	Power float top surface of concrete surface bed to a true and even level finish	m2	413		
	<u>ROUGH FORMWORK (DEGREE OF ACCURACY II)</u>				
	<u>Rough formwork to sides</u>				
2/2/7	Edges, risers, ends and reveals not exceeding 300mm high or wide	m	174		
	<u>MOVEMENTS JOINTS ETC,</u>				
	<u>Saw cuts Joints</u>				
2/2/8	3 x 30mm In saw cut joints in floors	m	73		
	Carried Forward			R	
	Section No. 2				
	4 CLASSROOM BLOCK				
	Bill No. 2				
	Concrete, Formwork and Reinforcement				

Brought Forward			R
<u>Expansion joints</u>			
10mm soft board or similar approved between concrete and brick wall	m	87	
<u>REINFORCEMENT (PROVISIONAL)</u>			
<u>High and mild tensile steel reinforcement to structural concrete work</u>			
All diameter bars	t	2	
<u>Fabric reinforcement:</u>			
Type 245 fabric reinforcement in concrete surface beds, slabs, etc.	m2	326	
<p>Carried Forward to Summary of Section No.</p> <p>Section No. 2</p> <p>4 CLASSROOM BLOCK</p> <p>Bill No. 2</p> <p>Concrete, Formwork and Reinforcement</p>			R

Item No		Quantity	Rate	Amount
	<p><u>BILL NO. 3</u></p> <p><u>MASONRY</u></p> <p><u>PREAMBLES</u></p> <p>NOTE : The tenderer is referred to the relevant clauses in the Model Preambles for Trades (2008 Edition) as issued by the Association of South African Quantity Surveyors before pricing this bill.</p> <p><u>SUPPLEMENTARY PREAMBLES</u></p> <p>Supplementary preamble items described in Bill No. 1, shall equally apply to this Bill.</p> <p><u>GENERAL NOTES TO TENDERERS</u></p> <p>General notes, described in Bill No.1, shall equally apply to this Bill.</p> <p><u>Sizes in descriptions</u></p> <p>Where sizes in descriptions are given in brick units, "one brick" shall represent the length and "half brick" the width of a brick</p> <p><u>Hollow walls etc</u></p> <p>Descriptions of hollow walls shall be deemed to include leaving every fifth perpend of the bottom course of the external skin open as a weep hole. Walls in two skins described as "bagged and sealed" shall be deemed to include having the outer face of the inner skin bagged with 1:6 cement and sand mixture and sealed with two coats "Brickseal" bitumen emulsion waterproofing coating.</p> <p><u>Face bricks</u></p> <p>Bricks shall be ordered timeously to obtain uniformity in size and colour</p> <p><u>Pointing</u></p> <p>Descriptions of recessed pointing to fair face brickwork and face brickwork shall be deemed to include square recessed, hollow recessed, weathered pointing, etc</p>			
	Carried Forward		R	
	<p>Section No. 2 4 CLASSROOM BLOCK Bill No. 3 Masonry</p>			

	Brought Forward			R	
	<u>BRICKWORK IN FOUNDATION</u>				
	<u>Brickwork in 73mm burnt clay masonry units class NFP in Class II mortar, laid in stretcher bond with 10mm flush joints</u>				
2/3/1	One brick wall	m2	112		
	<u>SUPERSTRUCTURE BRICKWORK</u>				
	<u>Brickwork of NFP brick in class II mortar laid in stretcher bond with 10mm flush joints</u>				
2/3/2	One brick wall	m2	338		
2/3/3	Half brick wall, in beamfilling	m2	14		
	<u>Mass brickwork in regular piers of NFP brick in class II mortar laid in stretcher bond</u>				
	<u>FACE BRICKWORK</u>				
	Bricks shall be ordered timeously to obtain uniformity in size and colour				
	<u>"Corobrick" face bricks (Colour: TBC) with PC sum amount of R 4 500.00 per thousand bricks delivered to site (excluding VAT) manufactured in accordance with SANS 227-2007, bedded and jointed in Class II mortar and pointed with recessed 6mm joints in both directions</u>				
2/3/4	Extra over brickwork for face brickwork in foundations (Provisional)	m2	224		
2/3/5	Extra over brickwork for face brickwork in superstructure	m2	252		
2/3/6	Extra over brickwork for face brickwork in brick-on-edge header course lintel	m	44		
2/3/7	Extra over brickwork for face brickwork in brick-on-edge header course sills, bedded in mortar and set slightly sloped	m	41		
2/3/8	Extra over brickwork for face brickwork in beamfilling	m2	14		
	<u>BRICKWORK SUNDRIES</u>				
	<u>Brickwork reinforcement</u>				
2/3/9	150mm Wide reinforcement built in horizontally.	m	1 651		
	Carried Forward			R	
	Section No. 2 4 CLASSROOM BLOCK Bill No. 3 Masonry				

**LIMPOPO DEPARTMENT OF EDUCATION
UPGRADES AND ADDITIONS AT
DIKOLOI SECONDARY SCHOOL**

Brought Forward			R
<u>"Allied concrete" or similar approved prestressed fabricated lintels</u>			
100 x 70mm Lintels in lengths not exceeding 3m	m	52	
175 x 70mm Lintels in lengths not exceeding 3m	m	4	
<u>Turning pieces</u>			
110mm Wide turning piece to flat brick lintels	m	44	
<u>Air bricks etc</u>			
Set of 2 240 x 155mm Terracota air bricks as per architects specification	No	4	
<u>Roof ties</u>			
30 x 1.2mm galvanised steel strapping, built into wall for 5 courses and minimum 800mm to be fixed to trusses	No	78	
<u>MOVEMENTS JOINTS ETC.</u>			
<u>Expansion joints</u>			
30mm softboard between vertical brick surfaces not exceeding 300mm wide	m2	22	
<p style="text-align: right;">Carried Forward to Summary of Section No.</p> <p>Section No. 2 4 CLASSROOM BLOCK Bill No. 3 Masonry</p>			R

Item No		Quantity	Rate	Amount
	<u>BILL NO. 4</u> <u>WATERPROOFING</u> <u>PREAMBLES</u> NOTE : The tenderer is referred to the relevant clauses in the Model Preambles for Trades (2008 Edition) as issued by the Association of South African Quantity Surveyors before pricing this bill. <u>SUPPLEMENTARY PREAMBLES</u> Supplementary preamble items described in Bill No. 1, shall equally apply to this bill. <u>GENERAL NOTES TO TENDERERS</u> General notes, described in Bill No.1, shall equally apply to this Bill. <u>DAMP PROOFING OF WALLS AND FLOORS</u> <u>One layer of 375 micron "Consol Plastic Brikgrid DPC" embossed damp proof course</u>			
2/4/1	Under walls	m2	3	
2/4/2	Under cills, etc.	m2	9	
	<u>One layer of 250 micron "USB Green" or similar approved dampproof membrane sealed at laps with PVC self -adhesive tape</u>			
2/4/3	Under surface beds.	m2	413	
	<u>JOINTS SEALANTS, ETC.</u> <u>Mastic grey polysulphide sealing compound including raking out of joints filler as necessary</u>			
2/4/4	3 x 30mm In saw cut joints in floors	m	73	
2/4/5	10mm Isolation Joints between surface bed concrete and brick wall	m	87	
	Carried Forward to Summary of Section No. Section No. 2 4 CLASSROOM BLOCK Bill No. 4 Waterproofing		R	

Item No		Quantity	Rate	Amount
	<u>BILL NO. 5</u> <u>ROOF COVERINGS</u> <u>PREAMBLES</u> NOTE : The tenderer is referred to the relevant clauses in the Model Preambles for Trades (2008 Edition) as issued by the Association of South African Quantity Surveyors before pricing this bill. <u>SUPPLEMENTARY PREAMBLES</u> Supplementary preamble items described in Bill No. 1, shall equally apply to this bill. <u>GENERAL NOTES TO TENDERERS</u> General notes, described in Bill No.1, shall equally apply to this Bill. <u>ROOF SHEETING</u> <u>Similar Approved</u> <u>0.6mm thick "Brownbuilt Klip-lok light Industrial" galvanised troughed roof sheeting with "Chromadek - Traffic Green" finish on one side, and 0.6mm galvanised steel accessories fixed to timber purlins or rails fixed in strict accordance to the manufacturer's instructions and fixed by an approved erector. A written and approved five (5) year guarantee of water-tightness shall be issued after approval of roofs by the manufacturer</u>			
2/5/1	Roof sheeting pitch not exceeding 25 degrees	m2	483	
2/5/2	550mm girth Ridge capping, 3 times bent and notched on site to suit roof profile	m	35	
2/5/3	550mm girth Hip capping, 3 times bent and notched on site to suit roof profile.	m	20	
	Carried Forward			
	Section No. 2 4 CLASSROOM BLOCK Bill No. 5 Roof Coverings		R	

Brought Forward		R
<u>ROOF AND WALL INSULATION</u>		
<u>Similar Approved</u>		
<u>Sisalation "Bubble Foil" aluminium foil binded insulation</u>		
135mm thick Insulation laid over purlins (at approximately 750mm centres), fixed concurrent with sheeting with and including galvanised steel accessories	m2	483
<p>Carried Forward to Summary of Section No.</p> <p>Section No. 2 4 CLASSROOM BLOCK Bill No. 5 Roof Coverings</p>		R

Item No		Quantity	Rate	Amount
	<p><u>BILL NO. 6</u></p> <p><u>CARPENTRY AND JOINERY</u></p> <p><u>PREAMBLES</u></p> <p>NOTE : The tenderer is referred to the relevant clauses in the Model Preambles for Trades (2008 Edition) as issued by the Association of South African Quantity Surveyors before pricing this bill.</p> <p><u>SUPPLEMENTARY PREAMBLES</u></p> <p>Supplementary preamble items described in Bill No. 1, shall equally apply to this bill.</p> <p><u>GENERAL NOTES TO TENDERERS</u></p> <p>General notes, described in Bill No.1, shall equally apply to this Bill.</p> <p><u>Joinery</u></p> <p>Descriptions of frames shall be deemed to include frames, transoms, mullions, rails, etc.</p> <p>Descriptions of hardwood joinery shall be deemed to be fixed with hardened steel nails or shot pins to brickwork or concrete.</p> <p><u>Fixing</u></p> <p>Items described as nailed shall be deemed to be fixed with hardened steel nails or shot pins to brickwork or concrete</p> <p><u>Decorative laminate finish</u></p> <p>Laminate finish shall be glued under pressure. Edge strips shall be butt jointed at junctions with adjacent similar finish</p> <p><u>Timber</u></p> <p>All softwood to be South African Pine</p> <p><u>Descriptions</u></p> <p>Items described as "bolted" shall be deemed to exclude the bolts and include the holes unless otherwise described.</p>			
	Carried Forward		R	
	<p>Section No. 2 4 CLASSROOM BLOCK Bill No. 6 Carpentry and Joinery</p>			

<p style="text-align: center;">Brought Forward</p> <p>Where the fixing of members is not stated it shall mean the nailing of one timber member to another.</p> <p>The term "planted on" shall mean the nailing of one timber member to another</p> <p>The term "screwed on" shall mean the countersunk screwing of one timber member to another.</p> <p>The term "screwed on and pelleted" shall mean the screwing of one timber member to another with the heads of screw sunk and pelleted.</p> <p>The term "plugged" shall mean the countersunk screwing of a timber member to and including plastic plugs in brickwork or concrete.</p> <p>The term "plugged and pelleted" shall mean the screwing of a timber member to and including plastic plugs in brickwork or concrete with heads of screw sunk and pelleted.</p> <p>Shelving, etc. described as screwed to steel must be fixed from underside and prices are to include for countersunk drilling through the steel for screw fixing.</p> <p>Descriptions of floors, ceilings, joinery, etc. shall be deemed to include for all square cutting</p> <p>Descriptions of items given in linear metre shall be deemed to include for mitres, stopped ends, fitted intersections, etc.</p> <p>Descriptions of rounded angles, rebates, grooves, chamfers, moulded edges, etc. shall be deemed to include for angles, ends, etc.</p>			R
<p style="text-align: center;">Carried Forward</p> <p>Section No. 2 4 CLASSROOM BLOCK Bill No. 6 Carpentry and Joinery</p>			R

Brought Forward		R
<u>ROOFS, ETC</u>		
<u>Plate nailed timber roof truss construction</u>		
The following is applicable in respect of roof trusses:		
All timber to be sawn softwood in accordance with V4 or M4 as defined in SABS 563 or SABS 1245.		
Metal connector plates shall have a minimum yield strength of 228 MPa and a minimum ultimate tensile strength of 330 MPa with hot-dip galvanised finish.		
All joints to be close fitted butt joints.		
Trusses shall be designed by a registered supplier of prefabricated trusses who shall issue an Engineers Certificate upon completion of the installation.		
The dimensions in the descriptions of the trusses are nominal and actual measurements are to be obtained on site before design or fabrication commences.		
Tenderers must study the roof plan and sections as attached to the back of these bills of quantities and must obtain prices from a qualified and registered roof truss supplier as no claims in this regard will be entertained.		
<u>Roof trusses</u>		
Design, supply, take delivery, temporary store, hoist in position and erect plate nailed timber roof trusses, purlins, gang boarding, temporary and permanent bracing, etc (measured on plan)	m2	403
<u>Sawn softwood</u>		
38 x 114mm Wall plates	m	94
<u>Sundries</u>		
Two coats creosote on sawn timbers	m2	35
<u>Similar Approved</u>		
Carried Forward		R
Section No. 2 4 CLASSROOM BLOCK Bill No. 6 Carpentry and Joinery		

[illegible]

Item No		Quantity	Rate	Amount
	<p><u>BILL NO. 7</u></p> <p><u>CEILINGS, PARTITIONS AND ACCESS FLOORING</u></p> <p><u>PREAMBLES</u></p> <p>NOTE : The tenderer is referred to the relevant clauses in the Model Preambles for Trades (2008 Edition) as issued by the Association of South African Quantity Surveyors before pricing this bill.</p> <p><u>SUPPLEMENTARY PREAMBLES</u></p> <p>Supplementary preamble items described in Bill No. 1, shall equally apply to this bill.</p> <p><u>GENERAL NOTES TO TENDERERS</u></p> <p>General notes, described in Bill No.1, shall equally apply to this Bill.</p> <p><u>Fixing</u></p> <p>Items described as "plugged" shall be deemed to include screwing to fibre, plastic or metal plugs at not exceeding 500mm centres, and where described as "bolted", the bolts have been given elsewhere.</p> <p>Items described as "nailed" shall be deemed to be fixed with hardened steel nails or pins, or to be shot-pinned, to brickwork or concrete</p> <p><u>Ceilings & Bulkheads</u></p> <p>Unless otherwise described ceilings shall be deemed to be horizontal</p> <p><u>Steel components</u></p> <p>All steel components for ceilings, partitions, etc are to be galvanised in accordance with SANS 121</p> <p><u>Proprietary suspended ceilings</u></p> <p>Hangers, suspension grids, "lay-in" panels, etc are to be in accordance with the manufacturers' recommendations</p>			
	<p style="text-align: right;">Carried Forward</p> <p>Section No. 2 4 CLASSROOM BLOCK Bill No. 7 Ceilings, Partitions and Access Flooring</p>		R	

	Brought Forward			R	
	<p>Where electrical light fittings, diffusers, panels etc are units of the same dimensions as the suspension grid described and allowance must be made in the rates accordingly for their support inclusive of any flexibility in setting out that may be required (ceiling panels have not been deducted and pricing is to take cognisance thereof)</p> <p><u>Suspension systems</u></p> <p>Where suspensions of ceilings require a sub-grid, the tenderer should include in his rates for the sub-grid. The design of the sub-grid support is not specified, the tenderer is to obtain the necessary requirements and recommendations for a safe installation from the board and suspension system manufacturer to the satisfaction of the structural engineer.</p> <p><u>NAILED UP CEILINGS</u></p> <p><u>FIBRE - CEMENT BOARDS</u></p> <p><u>Similar Approved</u></p> <p><u>6mm "Everite Nutec" Fibre-cement boards, jointed with and including galvanised H-type primed pressed steel jointing strips, including brandering as per architect's specifications</u></p>				
2/7/1	<p>2400 x 1200mm x 6mm Horizontal ceilings, fixed to and including 38 x 38mm sawn softwood brandering at maximum 400mm centres using 38mm long galvanised nails</p>	m2	310		
	<p><u>CORNICES</u></p> <p><u>Similar Approved</u></p> <p><u>"Rhino" plasterboard cornice</u></p>				
2/7/2	<p>75mm Coved cornice, plugged to brickwork</p>	m	202		
	<p><u>SUNDRIES</u></p> <p><u>Extra over for Trap Doors</u></p>				
2/7/3	<p>Extra over ceiling for 600 x 600mm trap door of 38 x 50mm wrought softwood rebated framing, with one 38 x 38mm sawn softwood cross brander covered with ceiling board and fitted flush in opening</p>	No	4		
	Carried Forward			R	
	<p>Section No. 2 4 CLASSROOM BLOCK Bill No. 7 Ceilings, Partitions and Access Flooring</p>				

Brought Forward		R
<u>CEILING INSULATION</u>		
<u>Insulation</u>		
125mm thick Glass wool insulation blanket closely fitted and laid on top of ceiling panels, all in strict accordance with the manufacturer's specifications.	m2	310
<p>Carried Forward to Summary of Section No.</p> <p>Section No. 2 4 CLASSROOM BLOCK Bill No. 7 Ceilings, Partitions and Access Flooring</p>		R

Item No		Quantity	Rate	Amount
	<p><u>BILL NO. 8</u></p> <p><u>IRONMONGERY</u></p> <p><u>PREAMBLES</u></p> <p>NOTE : The tenderer is referred to the relevant clauses in the Model Preambles for Trades (2008 Edition) as issued by the Association of South African Quantity Surveyors before pricing this bill.</p> <p><u>SUPPLEMENTARY PREAMBLES</u></p> <p>Supplementary preamble items described in Bill No. 1, shall equally apply to this bill.</p> <p><u>GENERAL NOTES TO TENDERERS</u></p> <p>General notes, described in Bill No.1, shall equally apply to this Bill.</p> <p>Where ironmongery is described as plugged, prices are to include for screwing to and including approved patent plugs in concrete or brickwork with plaster or tiled finish, etc.</p> <p><u>Proprietary items</u></p> <p>Where applicable the manufacturers' names or product catalogue titles are given in sub-headings preceding the items</p> <p>Prices are to be based on the specific products/articles specified. If tenderers wish to offer alternative products/articles for certain items, these items are to be clearly marked and the alternative specification given with supporting brochures etc clarifying the features of the products/articles offered</p> <p>On request returnable samples are to be provided to the principal agent for consideration</p>			
	Carried Forward		R	
	<p>Section No. 2 4 CLASSROOM BLOCK Bill No. 8 Ironmongery</p>			

	Brought Forward			R	
	<u>Finishes to ironmongery</u> Where applicable finishes to ironmongery are indicated by suffixes in accordance with the following list: BS Satin bronze lacquered CH Chromium plated SC Satin chromium plated SE Silver enamelled GE Grey enamelled AN Anodised natural AS Anodised silver AB Anodised bronze AG Anodised gold ABL Anodised black PB Polished brass PL Polished and lacquered PT Epoxy coated SD Sanded <u>Rates</u> The tenderer is to price for supply, taking delivery of, storing and fixing of the ironmongery listed below. <u>PINNING BOARDS, WRITING BOARDS, PROJECTION SCREENS, etc.</u> <u>Approved</u>				
2/8/1	White magnetic boards 4000mm x 1200mm high with aluminium frame plugged @ 1100mm above floor level on centre of the wall <u>Swing type Green Chalkboard to comply with CKS-36-1980 or equivalent code of practice, complete with chalk rail as one unit strictly in accordance to manufacturers instructions</u>	No	4		
2/8/2	Overall size 4000 wide x 1250mm high consisting of one chalkboard 1800mm wide, two chalkboards 900mm wide and 2000 x 1250mm high two swing type chalkboards, fixed 900mm high from finished floor level <u>SUNDRIES</u> <u>Approved</u>	No	4		
2/8/3	"CZ8730SC" Door stop or similarly approved to wall or floors	No	4		
Carried Forward to Summary of Section No. Section No. 2 4 CLASSROOM BLOCK Bill No. 8 Ironmongery					R

Item No		Quantity	Rate	Amount
	<p><u>BILL NO. 9</u></p> <p><u>METALWORK</u></p> <p><u>PREAMBLES</u></p> <p>NOTE : The tenderer is referred to the relevant clauses in the Model Preambles for Trades (2008 Edition) as issued by the Association of South African Quantity Surveyors before pricing this bill.</p> <p><u>SUPPLEMENTARY PREAMBLES</u></p> <p>Supplementary preamble items described in Bill No. 1, shall equally apply to this bill.</p> <p><u>GENERAL NOTES TO TENDERERS</u></p> <p>General notes, described in Bill No.1, shall equally apply to this Bill.</p> <p><u>ALUMINIUM</u></p> <p>The contractor is to make due allowance in his prices for complying with the following requirements.</p> <p><u>SPECIFICATIONS</u></p> <p>User Note:</p> <p><u>Glazing</u></p> <p>All Safety glazing material (individual panes) are to conform to all standards as stipulated in SANS 10400 Part N and SANS 10137 and any additional Engineer Specifications or relevant SANS glazing regulations not stipulated in this document. All tenderers are referred to the drawings for the glazing specification.</p> <p><u>Ironmongery</u></p> <p>All rates for windows, shopfronts and doors etc. must include for the supply, taking delivery or/and installation of the ironmongery to be specified.</p> <p><u>Actuators</u></p> <p>All rates for shopfronts with actuators to include for the supply and installation of actuators as specified</p>			
	Carried Forward		R	
	<p>Section No. 2 4 CLASSROOM BLOCK Bill No. 9 Metalwork</p>			

<p style="text-align: center;">Brought Forward</p> <p><u>Scaffolding</u></p> <p>All scaffolding should be provided by the contractor and no claims/ qualifications will be accepted.</p> <p><u>Protection</u></p> <p>With this tender, the glazing sub-contractor must supply a statement concerning protection that will be provided to finishes and components until Practical Completion. This to include specific references to the method of removal of such protection. All tenderers to include cost of protection in tender price.</p> <p><u>Installation</u></p> <p>All measurements to be checked on site prior to ordering and manufacturing.</p> <p>Aluminium sections and shop drawings to be accepted by Architect prior to manufacturing.</p> <p>Allow for water and weather proof polysulphide sealant to approved specifications all around frame junctions to plaster and other materials.</p> <p><u>Profiles</u></p> <p>Tenderers to provide typical details of proposed aluminium section to be used in the design.</p> <p><u>Structural Silicone</u></p> <p>Tenderers to allow a 10 year guarantee on all powdercoating.</p> <p><u>Preliminary and Shop Drawings:</u></p> <p>The contractor shall submit preliminary design drawings showing basic system sections for the Architect's approval.</p> <p>After approval and prior to fabrication detailed shop drawings shall be prepared and submitted to the Architect for approval.</p>		R	
<p style="text-align: center;">Carried Forward</p> <p>Section No. 2 4 CLASSROOM BLOCK Bill No. 9 Metalwork</p>		R	

<p style="text-align: right;">Brought Forward</p> <p><u>Fixing:</u></p> <p>The contractor is to take special note of all fixing details of all aluminium elements and must allow in his price for properly securing the aluminium sections to the structure with and including all necessary steel brackets, rails, timber grounds and sub-frames, including all necessary holing and bolting, etc. This fixing is to be adequately spaced and securely fixed to ensure total stiffness of the door frames, windows, etc. as no sagging causing improper functioning of the windows and doors will be accepted.</p> <p><u>Deflection of structure:</u></p> <p>The contractor is advised to make adequate provision for the design deflection of the structure.</p> <p><u>Tolerances:</u></p> <p>Sizes are approximate only and measurements on site must be taken before fabrication. Due allowance must be made for tolerances in accordance with the Architect's details.</p> <p><u>Protection:</u></p> <p>The contractor will be required to protect his work during the course of construction, which protection shall be adequate for the purpose and to the full approval of the Architect.</p> <p>Such protection shall only be removed after a written instruction from the Architect.</p> <p><u>Cleaning:</u></p> <p>All work must be cleaned down upon completion. Glazing as installed will not be accepted as clean glass and the contractor must allow for polishing glass as and when instructed by the Architect.</p> <p>Note: All windows and doors should be read in conjunction with window and door schedules</p>		R	
<p style="text-align: right;">Carried Forward</p> <p>Section No. 2 4 CLASSROOM BLOCK Bill No. 9 Metalwork</p>		R	

		Brought Forward			R	
		<u>WELDED SCREENS, GATES, ETC.</u>				
		<u>Welded MS gate consisting of 50 x 50 x 2.5mm rectangular tubing section frame with 45 degrees mitre at corners, bolted to reveals with 10mm (10M) rawlbolts and welded with 50 x 50 x 5mm mild steel to walls, with 50 x 50 x 2.5mm mild steel rectangular tube gate leaf with 45 degree mitre at corners and two 50 x 50 x 2.5mm horizontal sections, with 12 x 12mm mild steel vertical style solid square bars at 100mm c/c, including 3x pair of 20mm diameter bullet-hinges per gate, with "Solid blesbok" 460/313 four lever lockset with rebate set, including welding, bolting, holes, bolts etc., all complete as per the architect's specifications</u>				
2/9/1	Steel gate to door, size 813mm x 2032mm high	No	4			
		<u>PRESSED STEEL DOOR FRAMES</u>				
		<u>1.2mm thick Single rebated frame suitable for one brick walls, complete with lugs and base ties, with red oxide primer factory finish by manufacturer</u>				
2/9/2	813 x 2032mm single door	No	4			
		<u>WINDOWS FRAMES, etc.</u>				
		<u>Standard mild steel school type Top-hung open out window frame (with brass fittings), with burglar bars to opening and fixed sections, consisting of 10mm diameter mild steel round bars to standard NBP2 pattern, welded at intersections and window frames, all as per architect's specification</u>				
2/9/3	Window size 1143 x 1272mm high	No	36			
		<u>ALUMINIUM WINDOWS, DOORS, ETC</u>				
		<u>304/VEM 320G expanded metal mesh size 1200mm x 2400mm manufactured in accordance with SANS 190-1:1983 fixed to 76 x 50mm timber purlins using 40x 0.5mm hat channels @ 400mm centres with 12 x 20mm tac screws.</u>				
2/9/4	In Ceiling voids	m2	252			
		<u>STEEL COLUMNS AND BEAMS</u>				
		Carried Forward			R	
	Section No. 2 4 CLASSROOM BLOCK Bill No. 9 Metalwork					

[illegible]

Item No		Quantity	Rate	Amount
	<u>BILL NO. 10</u> <u>PLASTERING</u> <u>PREAMBLES</u> <p>NOTE : The tenderer is referred to the relevant clauses in the Model Preambles for Trades (2008 Edition) as issued by the Association of South African Quantity Surveyors before pricing this bill.</p> <u>SUPPLEMENTARY PREAMBLES</u> <p>Supplementary preamble items described in Bill No. 1, shall equally apply to this bill.</p> <u>GENERAL NOTES TO TENDERERS</u> <p>General notes, described in Bill No.1, shall equally apply to this Bill.</p> <u>SCREEDS</u> <u>Granolithic screed on concrete, worked down to a true and even surface with a wood trowel</u>			
2/10/1	30mm Thick on floors	m2	61	
	<u>INTERNAL PLASTER</u> <u>One coat smooth 1:5 cement sand plaster on brickwork to receive finish</u>			
2/10/2	On brick walls	m2	379	
2/10/3	On narrow widths	m2	38	
	<u>CORNER PROTECTORS, DIVIDING STRIPS, ETC</u>			
2/10/4	Aluminium straight edge M-trim suitable for under-screed fixing in vinyl/ceramic, etc. installed as per manufactures recommendation and specification.	m	3	
	<p style="text-align: center;">Carried Forward to Summary of Section No.</p> <p>Section No. 2 4 CLASSROOM BLOCK Bill No. 10 Plastering</p>		R	

Item No		Quantity	Rate	Amount
	<p><u>BILL NO. 11</u></p> <p><u>PLUMBING AND DRAINAGE (PROVISIONAL)</u></p> <p><u>PREAMBLES</u></p> <p>NOTE : The tenderer is referred to the relevant clauses in the Model Preambles for Trades (2008 Edition) as issued by the Association of South African Quantity Surveyors before pricing this bill.</p> <p><u>SUPPLEMENTARY PREAMBLES</u></p> <p>Supplementary preamble items described in Bill No. 1, shall equally apply to this bill.</p> <p><u>uPVC pipes and fittings:</u></p> <p>Sewer and drainage pipes and fittings shall be jointed and sealed with butyl rubber rings</p> <p><u>uPVC pressure pipes and fittings:</u></p> <p>Pipes for water supply shall be of the class stated</p> <p><u>Excavations:</u></p> <p>No claim for excavation in material other than "earth" will be entertained unless the contractor has timeously notified the quantity surveyor thereof prior to backfilling, and has obtained, in writing , authorised classification thereof.</p> <p>"Intermediate material" and " hard rock" shall be as defined in "Earthworks".</p> <p>Quantities of all excavations, carting away excavated material and backfilling are calculated on the nett extent to be formed, or filled, in accordance with drawings and specifications, and the Contractor is to allow in his prices for any bulking.</p> <p>Classes of excavation shall be as S.A.B.S 1200D clause 3.1.2.</p> <p><u>Laying, backfilling, bedding, etc., of pipes:</u></p> <p>Pipes shall be laid and bedded, and trenches shall be carefully backfilled, in accordance with the specific instructions</p>			
	Carried Forward		R	
	<p>Section No. 2</p> <p>4 CLASSROOM BLOCK</p> <p>Bill No. 11</p> <p>Plumbing and Drainage</p>			

Brought Forward			R
<u>GENERAL NOTES TO TENDERERS</u>			
General notes, described in Bill No.1, shall equally apply to this Bill.			
<u>RAINWATER GOODS</u>			
<u>Similar Approved</u>			
<u>Gutters</u>			
2/11/1	100 x 100 x 0.6mm thick Ogee profile eaves gutter aluminium box gutter, fixed with and including fixing clips to fascia boards	m	94
2/11/2	Extra over eaves gutter for stopped end	No	8
2/11/3	Extra over eaves gutter for corner	No	41
2/11/4	Extra over eaves gutter for outlet	No	10
<u>Rainwater downpipes</u>			
2/11/5	100mm diameter x 0.6mm thick rainwater downpipe with Chromadek finish (Colour: TBC), fixed with and including brackets to wall face, with brackets spaced as per manufacturer's recommendations, and with downpipes spaced as per engineer's specification	m	35
2/11/6	Extra over downpipe for offset	No	20
2/11/7	Extra over downpipe for shoe	No	10
<u>FIRE FIGHTING EQUIPMENT</u>			
<u>Extinguishers including initial charge and setting up in position:</u>			
2/11/8	9kg dry chemical powder fire extinguisher	No	8
2/11/9	Fire hose reel with 30m plastic hose, chromium plated stopcock, shut-off nozzle and wall bracket	No	2
Carried Forward to Summary of Section No.			R
Section No. 2			
4 CLASSROOM BLOCK			
Bill No. 11			
Plumbing and Drainage			

BILL NO. 12

GLAZING

PREAMBLES

NOTE : The tenderer is referred to the relevant clauses in the Model Preambles for Trades (2008 Edition) as issued by the Association of South African Quantity Surveyors before pricing this bill.

SUPPLEMENTARY PREAMBLES

Supplementary preamble items described in Bill No. 1, shall equally apply to this Bill.

GENERAL NOTES TO TENDERERS

General notes, described in Bill No. 1, shall equally apply to this Bill.

Note:

All glazing to comply with SABS 1263 Part 3:1998. Light and ventilation to comply with Part O if NBR 0400

GLASS TO STEEL WITH PUTTY

5mm clear floated glass fixed glazing putty

2/12/1

Panes exceeding 0.1m2 and not exceeding 0.5m2

m2

52

Carried Forward to Summary of Section No.

Section No. 2
4 CLASSROOM BLOCK
Bill No. 12
Glazing

R

Item No		Quantity	Rate	Amount
	<u>BILL NO. 13</u> <u>PAINTWORK</u> <u>PREAMBLES</u> <p>NOTE : The tenderer is referred to the relevant clauses in the Model Preambles for Trades (2008 Edition) as issued by the Association of South African Quantity Surveyors before pricing this bill.</p> <u>SUPPLEMENTARY PREAMBLES</u> <p>Supplementary preamble items described in Bill No. 1, shall equally apply to this Bill.</p> <u>GENERAL NOTES TO TENDERERS</u> <p>General notes, described in Bill No. 1, shall equally apply to this Bill.</p> <u>PAINTWORK ETC TO NEW WORK</u> <u>FIBRE CEMENT</u> <u>Prepare and apply one coat universal undercoat and two coats Super Acrylic PVA paint or similar approved, colour to be confirmed by architect</u>			
2/13/1	On internal ceilings and cornices	m2	328	
2/13/2	Fibre cement fascias boards not exceeding 300mm high or wide painted on both side	m	94	
	<u>Prepare and apply one coat alkali resistant sealer and two coats mat enamel paint, colour to be confirmed by architect</u> <u>FLOATED PLASTER INTERNAL WALLS</u> <u>Prepare and apply one coat merit universal undercoat and two coats Super Acrylic PVA paint or similar approved, colour to be confirmed by architect</u>			
2/13/3	Plastered walls	m2	379	
	<p style="text-align: center;">Carried Forward</p> <p>Section No. 2 4 CLASSROOM BLOCK Bill No. 13 Paintwork</p>		R	

	Brought Forward			R	
	<u>METAL SURFACES</u>				
	<u>Prepare and apply one coat Duraphos, one coat universal under coat and two coats gloss enamel paint, colour to be confirmed by architect</u>				
2/13/4	On gates, grilles, burglar screens, balustrades, etc (both sides measured on full flat area)	m2	15		
2/13/5	On window frames	m2	52		
2/13/6	On door frames	m2	5		
2/13/7	On mild steel columns, beams, etc	m2	13		
2/13/8	On gutters	m	94		
2/13/9	On downpipes	m	36		
	<u>WOOD</u>				
	<u>Prepare and paint three coats clear varnish:</u>				
2/13/10	On door	m2	13		
Carried Forward to Summary of Section No.				R	
Section No. 2					
4 CLASSROOM BLOCK					
Bill No. 13					
Paintwork					

**LIMPOPO DEPARTMENT OF EDUCATION
UPGRADES AND ADDITIONS AT
DIKOLOI SECONDARY SCHOOL**

Bill No	SECTION SUMMARY	Page No	Amount
2/1	Earthworks	2/3	
2/2	Concrete, Formwork and Reinforcement	2/7	
2/3	Masonry	2/10	
2/4	Waterproofing	2/11	
2/5	Roof Coverings	2/13	
2/6	Carpentry and Joinery	2/17	
2/7	Ceilings, Partitions and Access Flooring	2/20	
2/8	Ironmongery	2/22	
2/9	Metalwork	2/27	
2/10	Plastering	2/28	
2/11	Plumbing and Drainage	2/30	
2/12	Glazing	2/31	
2/13	Paintwork	2/33	
<p style="text-align: right;">Carried to Final Summary</p> <p>Section No. 2 4 CLASSROOM BLOCK</p>			

Item No		Quantity	Rate	Amount
	<p><u>SECTION NO. 3</u></p> <p><u>BILL NO. 1</u></p> <p><u>EARTHWORKS (PROVISIONAL)</u></p> <p><u>PREAMBLES</u></p> <p>NOTE : The tenderer is referred to the relevant clauses in the Model Preambles for Trades (2008 Edition) as issued by the Association of South African Quantity Surveyors before pricing this bill.</p> <p><u>SUPPLEMENTARY PREAMBLES</u></p> <p>Supplementary preamble items described in Bill No. 1, shall equally apply to this Bill.</p> <p><u>GENERAL NOTES TO TENDERERS</u></p> <p>General notes, described in Bill No.1, shall equally apply to this Bill.</p> <p><u>NOTES</u></p> <p><u>Carting away of excavated material</u></p> <p>Descriptions of carting away of excavated material shall be deemed to include loading excavated material onto trucks directly from the excavations or, alternatively, from stock piles situated on the building site</p> <p><u>Filling</u></p> <p>Notwithstanding the reference to prescribed multiple handling in clause 1 page 6 of the Standard System of Measuring Building Work, prices for filling and backfilling shall include for all selection and any multiple handling of material</p> <p>Excavations measured in successive depths of 2m.</p> <p><u>SITE CLEARANCE ETC</u></p> <p><u>Site clearance</u></p> <p>3/1/1 Digging up and removing rubbish, debris, vegetation, hedges, shrubs and trees not exceeding 200mm girth, bush, etc</p>	m2	435	
	Carried Forward		R	
	<p>Section No. 3</p> <p>MEDIUM ADMINISTRATION BLOCK</p> <p>Bill No. 1</p> <p>Earthworks</p>			

Brought Forward			R
<u>EXCAVATIONS</u>			
<u>Excavation in earth not exceeding 2m deep</u>			
3/1/2	Trenches	m3	109
<u>Extra over excavations in earth to trenches and holes for</u>			
3/1/3	Excavation in soft rock	m3	11
3/1/4	Excavation in hard rock	m3	5
<u>CARTING AWAY OF EXCAVATED MATERIAL</u>			
<u>Note:</u>			
Description of carting away of excavated material shall be deemed to include loading excavated material onto trucks directly from the excavations or , alternatively, from stock piles situated on the building site.			
3/1/5	Extra over all excavation for carting away surplus material from excavation and / or stockpile on site to a dumping site to be located by the Contractor	m3	62
<u>RISK OF COLLAPSE OF EXCAVATIONS</u>			
<u>Risk of collapse to side of excavation in earth not exceeding 1,5m deep</u>			
3/1/6	Trenches and holes	m2	335
<u>KEEPING EXCAVATIONS FREE FROM WATER</u>			
<u>FILLING, ETC.</u>			
<u>Earth filling obtained from the excavations and/or prescribed stock piles on site compacted to 93% Mod AASHTO density in layers not exceeding 150mm thick</u>			
3/1/7	Backfilling to trenches, holes, etc	m3	53
3/1/8	Under floors, steps, pavings, etc	m3	237
<u>Imported gravel filling (G7) stabilise with 2-3% cement compacted to 93% Mod AASHTO density in layers not exceeding 150mm thick</u>			
3/1/9	Backfilling to trenches, holes, etc	m3	16
3/1/10	Under floors, steps, pavings, etc	m3	46
Carried Forward			R
Section No. 3 MEDIUM ADMINISTRATION BLOCK Bill No. 1 Earthworks			

Brought Forward		R
<u>Filling supplied by the Contractor under floors, trenches, etc.</u>		
Sub-base filling (G5) from excavations under solid floors, steps, etc. compacted to 95% modified AASHTO density in layers not exceeding 150mm thick	m3	46
<u>COMPACTION OF SURFACES</u>		
Prepare ground surface by scarifying sub-grade, rip and re-compact 150mm to 90% modified AASHTO density	m2	484
<u>WEED KILLERS, INSECTICIDES, TERMITES, etc.</u>		
<u>Protection against termites, ants, etc</u>		
Under floors etc including forming and poisoning shallow furrows against foundation walls etc, filling in furrows and ramming	m2	484
To bottom and sides of excavated trenches, Holes, etc.	m2	444
Carried Forward to Summary of Section No.		R
Section No. 3		
MEDIUM ADMINISTRATION BLOCK		
Bill No. 1		
Earthworks		

Item No		Quantity	Rate	Amount
	<p><u>BILL NO. 2</u></p> <p><u>CONCRETE, FORMWORK AND REINFORCEMENT</u></p> <p><u>PREAMBLES</u></p> <p>NOTE : The tenderer is referred to the relevant clauses in the Model Preambles for Trades (2008 Edition) as issued by the Association of South African Quantity Surveyors before pricing this bill.</p> <p><u>SUPPLEMENTARY PREAMBLES</u></p> <p>Supplementary preamble items described in Bill No. 1, shall equally apply to this Bill.</p> <p><u>Cost of tests</u></p> <p>The costs of making, storing and testing of concrete test cubes as required under clause 7, "Tests" of SANS 1200 G, shall include the cost of providing cube moulds necessary for the purpose, for testing costs and for submitting reports on the tests to the principal agent. The testing shall be undertaken by an independent firm or institution nominated by the contractor to the approval of the principal agent. (Test cubes are measured separately)</p> <p><u>Formwork</u></p> <p>Descriptions of formwork shall be deemed to include use and waste only (except where described as "left in" or "permanent"), for fitting together in the required forms, wedging, plumbing and fixing to true angles and surfaces as necessary to ensure easy release during stripping and for reconditioning as necessary before re-use. The vertical strutting shall be carried down to such construction as is sufficiently strong to afford the required support without damage and shall remain in position until the newly constructed work is able to support itself.</p> <p>Formwork to soffits of solid slabs, etc. shall be deemed to be to slabs not exceeding 250mm thick unless otherwise described. Formwork to soffits of slabs, beams, etc. shall be deemed to be propped up exceeding 1,5m and not exceeding 3,5m high unless otherwise described.</p>			
	Carried Forward		R	
	<p>Section No. 3 MEDIUM ADMINISTRATION BLOCK Bill No. 2 Concrete, Formwork and Reinforcement</p>			

	<p style="text-align: center;">Brought Forward</p> <p>Formwork to sides of bases, pile caps, ground beams, etc. will only be measured where it is prescribed by the engineer for design reasons. Formwork necessitated by irregularity or collapse of excavated faces will not be measured and the cost thereof shall be deemed to be included in the allowance for taking the risk of collapse of the sides of the excavations, provision for which is made in "Earthworks".</p> <p>The Tenderer is to note that for the "off-shutter" concrete finish shall be in accordance with the architectural specification 616 CON-140: Smooth + fair finish:-</p> <ul style="list-style-type: none"> · Degree of accuracy: I · Finish: Smooth and even · Form facing material to produce a smooth, hard, uniform texture on the concrete · Steel faced formwork. Joints grout-tight. · Panels shall be as large as practicable and arranged in a regular pattern as a feature of the surface · Formwork tie holes: to the approval of the architect · Repair imperfections: not allowed. Tie bolt holes shall be patched · Not permitted: blowholes, small fins, bulges, irregularities, voids, honeycombing, segregation and other large defects. · Concrete surfaces: No further treatment to form a smooth finish of uniform texture, appearance and colour <p>Structural Concrete</p> <p>Tenderers are referred to the Structural Engineer's - Standard Specifications which should be read before pricing this trade in particular, but also the other trades. The use of extenders, fly-ash, etc. are clearly described on this drawing.</p> <p><u>GENERAL NOTES TO TENDERERS</u></p> <p>General notes, described in Bill No.1, shall equally apply to this Bill.</p> <p><u>UNREINFORCED CONCRETE CAST AGAINST EXCAVATED SURFACES</u></p> <p><u>15Mpa/19mm concrete</u></p>			R	
3/2/1	<p>Blinding</p> <p style="text-align: right;">Carried Forward</p> <p>Section No. 3 MEDIUM ADMINISTRATION BLOCK Bill No. 2 Concrete, Formwork and Reinforcement</p>	m3	5	R	

	Brought Forward			R	
	<u>REINFORCED CONCRETE CAST AGAINST EXCAVATED SURFACE</u>				
	<u>25MPa/19mm Concrete</u>				
3/2/2	Strip footings	m3	27		
	<u>REINFORCED CONCRETE CAST IN FORMWORK</u>				
	<u>20Mpa/19mm concrete</u>				
3/2/3	Concrete Apron cast to fall etc,	m3	18		
	<u>25MPa/19mm Concrete</u>				
3/2/4	Surface beds cast in panels	m3	40		
3/2/5	Slabs including beams and inverted beams	m3	1		
	<u>TEST BLOCKS</u>				
	<u>Notes:</u>				
	Concrete strength test cubes, label and send to an approved laboratory for testing, pay all charges and submit report to the Regional Representative. Only successful tests will be paid for (Provisional)				
3/2/6	Making and testing 150 x 150 x 150mm concrete strength test cube (Provisional)	No	42		
	<u>SUNDRIES TO CONCRETE</u>				
	<u>Surface treatment</u>				
3/2/7	Power float top surface of concrete surface bed to a true and even level finish	m2	489		
	<u>ROUGH FORMWORK (DEGREE OF ACCURACY II)</u>				
	<u>Rough formwork to sides</u>				
3/2/8	Edges, risers, ends and reveals not exceeding 300mm high or wide	m	277		
	<u>Rough formwork to soffits</u>				
3/2/9	Flat slabs not exceeding 250mm thick, propped up not exceeding 3,5m high from bearing level	m2	5		
	Carried Forward			R	
	Section No. 3 MEDIUM ADMINISTRATION BLOCK Bill No. 2 Concrete, Formwork and Reinforcement				

Brought Forward		R
<u>MOVEMENTS JOINTS ETC,</u>		
<u>Saw cuts Joints</u>		
3 x 30mm In saw cut joints in floors	m	19
<u>Expansion joints</u>		
10mm soft board or similar approved between concrete and brick wall	m	87
<u>REINFORCEMENT (PROVISIONAL)</u>		
<u>High and mild tensile steel reinforcement to structural concrete work</u>		
All diameter bars	t	2
<u>Fabric reinforcement:</u>		
Type 245 fabric reinforcement in concrete surface beds, slabs, etc.	m2	305
Carried Forward to Summary of Section No. Section No. 3 MEDIUM ADMINISTRATION BLOCK Bill No. 2 Concrete, Formwork and Reinforcement		R

Item No		Quantity	Rate	Amount
	<p><u>BILL NO. 3</u></p> <p><u>MASONRY</u></p> <p><u>PREAMBLES</u></p> <p>NOTE : The tenderer is referred to the relevant clauses in the Model Preambles for Trades (2008 Edition) as issued by the Association of South African Quantity Surveyors before pricing this bill.</p> <p><u>SUPPLEMENTARY PREAMBLES</u></p> <p>Supplementary preamble items described in Bill No. 1, shall equally apply to this Bill.</p> <p><u>GENERAL NOTES TO TENDERERS</u></p> <p>General notes, described in Bill No.1, shall equally apply to this Bill.</p> <p><u>Sizes in descriptions</u></p> <p>Where sizes in descriptions are given in brick units, "one brick" shall represent the length and "half brick" the width of a brick</p> <p><u>Hollow walls etc</u></p> <p>Descriptions of hollow walls shall be deemed to include leaving every fifth perpend of the bottom course of the external skin open as a weep hole. Walls in two skins described as "bagged and sealed" shall be deemed to include having the outer face of the inner skin bagged with 1:6 cement and sand mixture and sealed with two coats "Brickseal" bitumen emulsion waterproofing coating.</p> <p><u>Face bricks</u></p> <p>Bricks shall be ordered timeously to obtain uniformity in size and colour</p> <p><u>Pointing</u></p> <p>Descriptions of recessed pointing to fair face brickwork and face brickwork shall be deemed to include square recessed, hollow recessed, weathered pointing, etc</p> <p><u>BRICKWORK IN FOUNDATION</u></p>			
	Carried Forward		R	
	<p>Section No. 3 MEDIUM ADMINISTRATION BLOCK Bill No. 3 Masonry</p>			

	Brought Forward			R	
	<u>Brickwork in 73mm burnt clay masonry units class NFP in Class II mortar, laid in stretcher bond with 10mm flush joints</u>				
3/3/1	One brick wall	m2	126		
	<u>SUPERSTRUCTURE BRICKWORK</u>				
	<u>Brickwork of NFP brick in class II mortar laid in stretcher bond with 10mm flush joints</u>				
3/3/2	One brick wall	m2	377		
3/3/3	Half brick wall	m2	127		
3/3/4	Half brick wall, in beamfilling	m2	14		
	<u>Mass brickwork in regular piers of NFP brick in class II mortar laid in stretcher bond</u>				
3/3/5	340 x 230mm Brick Piers	m3	1		
3/3/6	360 x 230mm Brick Piers	m3	1		
	<u>FACE BRICKWORK</u>				
	Bricks shall be ordered timeously to obtain uniformity in size and colour				
	<u>"Corobrick" face bricks (Colour: TBC) with PC sum amount of R 4 500.00 per thousand bricks delivered to site (excluding VAT) manufactured in accordance with SANS 227-2007, bedded and jointed in Class II mortar and pointed with recessed 6mm joints in both directions</u>				
3/3/7	Extra over brickwork for face brickwork in foundations (Provisional)	m2	252		
3/3/8	Extra over brickwork for face brickwork in superstructure	m2	256		
3/3/9	Extra over brickwork for face brickwork in brick-on-edge header course lintel	m	41		
3/3/10	Extra over brickwork for face brickwork in brick-on-edge header course sills, bedded in mortar and set slightly sloped	m	32		
3/3/11	Extra over brickwork for face brickwork to piers	m2	27		
3/3/12	Extra over brickwork for face brickwork in beamfilling	m2	14		
	Carried Forward			R	
	Section No. 3 MEDIUM ADMINISTRATION BLOCK Bill No. 3 Masonry				

	Brought Forward			R	
	<u>BRICKWORK SUNDRIES</u>				
	<u>Brickwork reinforcement</u>				
3/3/13	75mm Wide reinforcement built in horizontally	m	374		
3/3/14	150mm Wide reinforcement built in horizontally.	m	1 857		
	<u>"Allied concrete" or similar approved prestressed fabricated lintels</u>				
3/3/15	100 x 70mm Lintels in lengths not exceeding 3m	m	43		
3/3/16	175 x 70mm Lintels in lengths not exceeding 3m	m	33		
	<u>Turning pieces</u>				
3/3/17	110mm Wide turning piece to flat brick lintels	m	57		
	<u>Air bricks etc</u>				
3/3/18	Set of 2 240 x 155mm Terracota air bricks as per architects specification	No	4		
	<u>Roof ties</u>				
3/3/19	30 x 1.2mm galvanised steel strapping, built into wall for 5 courses and minimum 800mm to be fixed to trusses	No	76		
	<u>MOVEMENTS JOINTS ETC,</u>				
	<u>Expansion joints</u>				
3/3/20	30mm softboard between vertical brick surfaces not exceeding 300mm wide	m2	18		
	Carried Forward to Summary of Section No.			R	
	Section No. 3				
	MEDIUM ADMINISTRATION BLOCK				
	Bill No. 3				
	Masonry				

BILL NO. 4

WATERPROOFING

PREAMBLES

NOTE : The tenderer is referred to the relevant clauses in the Model Preambles for Trades (2008 Edition) as issued by the Association of South African Quantity Surveyors before pricing this bill.

SUPPLEMENTARY PREAMBLES

Supplementary preamble items described in Bill No. 1, shall equally apply to this bill.

GENERAL NOTES TO TENDERERS

General notes, described in Bill No.1, shall equally apply to this Bill.

DAMP PROOFING OF WALLS AND FLOORS

One layer of 375 micron "Consol Plastic Brikgrip DPC" embossed damp proof course

3/4/1	Under walls	m2	3
3/4/2	Under cills, etc.	m2	7
	<u>One layer of 250 micron "USB Green" or similar approved dampproof membrane sealed at laps with PVC self -adhesive tape</u>		
3/4/3	Under surface beds.	m2	484
	<u>JOINTS SEALANTS, ETC.</u>		
	<u>Mastic grey polysulphide sealing compound including raking out of joints filler as necessary</u>		
3/4/4	3 x 30mm In saw cut joints in floors	m	19
3/4/5	10mm Isolation Joints between surface bed concrete and brick wall	m	87

Carried Forward to Summary of Section No.

Section No. 3
MEDIUM ADMINISTRATION BLOCK
Bill No. 4
Waterproofing

**LIMPOPO DEPARTMENT OF EDUCATION
UPGRADES AND ADDITIONS AT
DIKOLOI SECONDARY SCHOOL**

Item No		Quantity	Rate	Amount
	<u>BILL NO. 5</u> <u>ROOF COVERINGS</u> <u>PREAMBLES</u> NOTE : The tenderer is referred to the relevant clauses in the Model Preambles for Trades (2008 Edition) as issued by the Association of South African Quantity Surveyors before pricing this bill. <u>SUPPLEMENTARY PREAMBLES</u> Supplementary preamble items described in Bill No. 1, shall equally apply to this bill. <u>GENERAL NOTES TO TENDERERS</u> General notes, described in Bill No.1, shall equally apply to this Bill. <u>ROOF SHEETING</u> <u>Similar Approved</u> <u>0.6mm thick "Brownbuilt Klip-lok light Industrial" galvanised troughed roof sheeting with "Chromadek - Traffic Green" finish on one side, and 0.6mm galvanised steel accessories fixed to timber purlins or rails fixed in strict accordance to the manufacturer's instructions and fixed by an approved erector. A written and approved five (5) year guarantee of water-tightness shall be issued after approval of roofs by the manufacturer</u>			
3/5/1	Roof sheeting pitch not exceeding 25 degrees	m2	441	
3/5/2	550mm girth Ridge capping, 3 times bent and notched on site to suit roof profile	m	25	
3/5/3	550mm girth Hip capping, 3 times bent and notched on site to suit roof profile.	m	39	
3/5/4	550mm girth close cut and mitred Valley gutter, 4 times bent and including soakers, etc	m	9	
	Carried Forward			
	Section No. 3 MEDIUM ADMINISTRATION BLOCK Bill No. 5 Roof Coverings			

R

[illegible]

Item No		Quantity	Rate	Amount
	<p><u>BILL NO. 6</u></p> <p><u>CARPENTRY AND JOINERY</u></p> <p><u>PREAMBLES</u></p> <p>NOTE : The tenderer is referred to the relevant clauses in the Model Preambles for Trades (2008 Edition) as issued by the Association of South African Quantity Surveyors before pricing this bill.</p> <p><u>SUPPLEMENTARY PREAMBLES</u></p> <p>Supplementary preamble items described in Bill No. 1, shall equally apply to this bill.</p> <p><u>GENERAL NOTES TO TENDERERS</u></p> <p>General notes, described in Bill No.1, shall equally apply to this Bill.</p> <p><u>Joinery</u></p> <p>Descriptions of frames shall be deemed to include frames, transoms, mullions, rails, etc.</p> <p>Descriptions of hardwood joinery shall be deemed to be fixed with hardened steel nails or shot pins to brickwork or concrete.</p> <p><u>Fixing</u></p> <p>Items described as nailed shall be deemed to be fixed with hardened steel nails or shot pins to brickwork or concrete</p> <p><u>Decorative laminate finish</u></p> <p>Laminate finish shall be glued under pressure. Edge strips shall be butt jointed at junctions with adjacent similar finish</p> <p><u>Timber</u></p> <p>All softwood to be South African Pine</p> <p><u>Descriptions</u></p> <p>Items described as "bolted" shall be deemed to exclude the bolts and include the holes unless otherwise described.</p>			
	Carried Forward		R	
	<p>Section No. 3 MEDIUM ADMINISTRATION BLOCK Bill No. 6 Carpentry and Joinery</p>			

<p style="text-align: center;">Brought Forward</p> <p>Where the fixing of members is not stated it shall mean the nailing of one timber member to another.</p> <p>The term "planted on" shall mean the nailing of one timber member to another</p> <p>The term "screwed on" shall mean the countersunk screwing of one timber member to another.</p> <p>The term "screwed on and pelleted" shall mean the screwing of one timber member to another with the heads of screw sunk and pelleted.</p> <p>The term "plugged" shall mean the countersunk screwing of a timber member to and including plastic plugs in brickwork or concrete.</p> <p>The term "plugged and pelleted" shall mean the screwing of a timber member to and including plastic plugs in brickwork or concrete with heads of screw sunk and pelleted.</p> <p>Shelving, etc. described as screwed to steel must be fixed from underside and prices are to include for countersunk drilling through the steel for screw fixing.</p> <p>Descriptions of floors, ceilings, joinery, etc. shall be deemed to include for all square cutting</p> <p>Descriptions of items given in linear metre shall be deemed to include for mitres, stopped ends, fitted intersections, etc.</p> <p>Descriptions of rounded angles, rebates, grooves, chamfers, moulded edges, etc. shall be deemed to include for angles, ends, etc.</p> <p><u>ROOFS, ETC</u></p>		R	
<p style="text-align: center;">Carried Forward</p> <p>Section No. 3 MEDIUM ADMINISTRATION BLOCK Bill No. 6 Carpentry and Joinery</p>		R	

Brought Forward		R
<p><u>Plate nailed timber roof truss construction</u></p> <p>The following is applicable in respect of roof trusses:</p> <p>All timber to be sawn softwood in accordance with V4 or M4 as defined in SABS 563 or SABS 1245.</p> <p>Metal connector plates shall have a minimum yield strength of 228 MPa and a minimum ultimate tensile strength of 330 Mpa with hot-dip galvanised finish.</p> <p>All joints to be close fitted butt joints.</p> <p>Trusses shall be designed by a registered supplier of prefabricated trusses who shall issue an Engineers Certificate upon completion of the installation.</p> <p>The dimensions in the descriptions of the trusses are nominal and actual measurements are to be obtained on site before design or fabrication commences.</p> <p>Tenderers must study the roof plan and sections as attached to the back of these bills of quantities and must obtain prices from a qualified and registered roof truss supplier as no claims in this regard will be entertained.</p> <p><u>Roof trusses</u></p> <p>Design, supply, take delivery, temporary store, hoist in position and erect plate nailed timber roof trusses, purlins, gang boarding, temporary and permanent bracing, etc (measured on plan) m2 367</p> <p><u>Sawn softwood</u></p> <p>38 x 114mm Wall plates m 92</p> <p><u>Sundries</u></p> <p>Two coats creosote on sawn timbers m2 34</p> <p><u>Similar Approved</u></p>		
Carried Forward		R
<p>Section No. 3 MEDIUM ADMINISTRATION BLOCK Bill No. 6 Carpentry and Joinery</p>		

	Brought Forward			R	
	<u>"Everite FC77" Fascia and badge boards</u>				
3/6/4	15 x 225mm Pressed fibre cement fascia boards, fixed to supports and roof timbers with one brass screw at maximum 750mm centres, including standard aluminium half round cover strips at all joints, as per architect's specification	m	94		
	<u>DOORS ETC</u>				
	<u>44mm thick solid R&F panel meranti timber doors with masonite backing with 15 horizontal slates on both sides hung to steel frames</u>				
3/6/5	813 x 2032mm single door	No	12		
3/6/6	914 x 2032mm single door	No	10		
3/6/7	1500 x 2400mm double door	No	2		
	<u>WINDOWS</u>				
	<u>Similar Approved</u>				
	<u>"Nutec" fibre cement window cills</u>				
3/6/8	150mm x 15mm thick fibre cement Window sill set flat and slightly projecting, with window sill lug screwed to underside of sill at 400mm centres, minimum of 75mm from end of window sill and bedded in 1:4 cement sand mortar with plastic slip joints at end of sills at plaster reveals and projecting from finished face of wall, all as per manufacturer's recommendations	m	32		
	Carried Forward to Summary of Section No.			R	
	Section No. 3				
	MEDIUM ADMINISTRATION BLOCK				
	Bill No. 6				
	Carpentry and Joinery				

Item No		Quantity	Rate	Amount
	<p><u>BILL NO. 7</u></p> <p><u>CEILINGS, PARTITIONS AND ACCESS FLOORING</u></p> <p><u>PREAMBLES</u></p> <p>NOTE : The tenderer is referred to the relevant clauses in the Model Preambles for Trades (2008 Edition) as issued by the Association of South African Quantity Surveyors before pricing this bill.</p> <p><u>SUPPLEMENTARY PREAMBLES</u></p> <p>Supplementary preamble items described in Bill No. 1, shall equally apply to this bill.</p> <p><u>GENERAL NOTES TO TENDERERS</u></p> <p>General notes, described in Bill No.1, shall equally apply to this Bill.</p> <p><u>Fixing</u></p> <p>Items described as "plugged" shall be deemed to include screwing to fibre, plastic or metal plugs at not exceeding 500mm centres, and where described as "bolted", the bolts have been given elsewhere.</p> <p>Items described as "nailed" shall be deemed to be fixed with hardened steel nails or pins, or to be shot-pinned, to brickwork or concrete</p> <p><u>Ceilings & Bulkheads</u></p> <p>Unless otherwise described ceilings shall be deemed to be horizontal</p> <p><u>Steel components</u></p> <p>All steel components for ceilings, partitions, etc are to be galvanised in accordance with SANS 121</p> <p><u>Proprietary suspended ceilings</u></p> <p>Hangers, suspension grids, "lay-in" panels, etc are to be in accordance with the manufacturers' recommendations</p>			
	Carried Forward		R	
	<p>Section No. 3 MEDIUM ADMINISTRATION BLOCK Bill No. 7 Ceilings, Partitions and Access Flooring</p>			

Brought Forward			R
<p>Where electrical light fittings, diffusers, panels etc are units of the same dimensions as the suspension grid described and allowance must be made in the rates accordingly for their support inclusive of any flexibility in setting out that may be required (ceiling panels have not been deducted and pricing is to take cognisance thereof)</p> <p><u>Suspension systems</u></p> <p>Where suspensions of ceilings require a sub-grid, the tenderer should include in his rates for the sub-grid. The design of the sub-grid support is not specified, the tenderer is to obtain the necessary requirements and recommendations for a safe installation from the board and suspension system manufacturer to the satisfaction of the structural engineer.</p> <p><u>NAILED UP CEILINGS</u></p> <p><u>FIBRE - CEMENT BOARDS</u></p> <p><u>Similar Approved</u></p> <p><u>6mm "Everite Nutec" Fibre-cement boards, jointed with and including galvanised H-type primed pressed steel jointing strips, including brandering as per architect's specifications</u></p> <p>2400 x 1200mm x 6mm Horizontal ceilings, fixed to and including 38 x 38mm sawn softwood brandering at maximum 400mm centres using 38mm long galvanised nails</p> <p style="text-align: right;">m2 284</p> <p><u>CORNICES</u></p> <p><u>Similar Approved</u></p> <p><u>"Rhino" plasterboard cornice</u></p> <p>75mm Coved cornice, plugged to brickwork</p> <p style="text-align: right;">m 254</p> <p><u>SUNDRIES</u></p> <p><u>Extra over for Trap Doors</u></p> <p>Extra over ceiling for 600 x 600mm trap door of 38 x 50mm wrought softwood rebated framing, with one 38 x 38mm sawn softwood cross brander covered with ceiling board and fitted flush in opening</p> <p style="text-align: right;">No 2</p> <p><u>CEILING INSULATION</u></p>			
Carried Forward			R
<p>Section No. 3 MEDIUM ADMINISTRATION BLOCK Bill No. 7 Ceilings, Partitions and Access Flooring</p>			

[illegible]

Item No		Quantity	Rate	Amount
	<p><u>BILL NO. 8</u></p> <p><u>IRONMONGERY</u></p> <p><u>PREAMBLES</u></p> <p>NOTE : The tenderer is referred to the relevant clauses in the Model Preambles for Trades (2008 Edition) as issued by the Association of South African Quantity Surveyors before pricing this bill.</p> <p><u>SUPPLEMENTARY PREAMBLES</u></p> <p>Supplementary preamble items described in Bill No. 1, shall equally apply to this bill.</p> <p><u>GENERAL NOTES TO TENDERERS</u></p> <p>General notes, described in Bill No.1, shall equally apply to this Bill.</p> <p>Where ironmongery is described as plugged, prices are to include for screwing to and including approved patent plugs in concrete or brickwork with plaster or tiled finish, etc.</p> <p><u>Proprietary items</u></p> <p>Where applicable the manufacturers' names or product catalogue titles are given in sub-headings preceding the items</p> <p>Prices are to be based on the specific products/articles specified. If tenderers wish to offer alternative products/articles for certain items, these items are to be clearly marked and the alternative specification given with supporting brochures etc clarifying the features of the products/articles offered</p> <p>On request returnable samples are to be provided to the principal agent for consideration</p>			
	Carried Forward		R	
	<p>Section No. 3 MEDIUM ADMINISTRATION BLOCK Bill No. 8 Ironmongery</p>			

Brought Forward			R
<u>Finishes to ironmongery</u>			
Where applicable finishes to ironmongery are indicated by suffixes in accordance with the following list: BS Satin bronze lacquered CH Chromium plated SC Satin chromium plated SE Silver enamelled GE Grey enamelled AN Anodised natural AS Anodised silver AB Anodised bronze AG Anodised gold ABL Anodised black PB Polished brass PL Polished and lacquered PT Epoxy coated SD Sanded			
<u>Rates</u>			
The tenderer is to price for supply, taking delivery of, storing and fixing of the ironmongery listed below.			
<u>PINNING BOARDS, WRITING BOARDS, PROJECTION SCREENS, etc.</u>			
<u>Approved</u>			
3/8/1	White magnetic boards 3000mm x 1200mm high with aluminium frame plugged @ 1100mm above floor level on centre of the wall	No	5
<u>Swing type Green Chalkboard to comply with CKS-36-1980 or equivalent code of practice, complete with chalk rail as one unit strictly in accordance to manufacturers instructions</u>			
<u>SUNDRIES</u>			
<u>Approved</u>			
3/8/2	"CZ8730SC" Door stop or similarly approved to wall or floors	No	26
Carried Forward to Summary of Section No.			R
Section No. 3 MEDIUM ADMINISTRATION BLOCK Bill No. 8 Ironmongery			

Item No		Quantity	Rate	Amount
	<p><u>BILL NO. 9</u></p> <p><u>METALWORK</u></p> <p><u>PREAMBLES</u></p> <p>NOTE : The tenderer is referred to the relevant clauses in the Model Preambles for Trades (2008 Edition) as issued by the Association of South African Quantity Surveyors before pricing this bill.</p> <p><u>SUPPLEMENTARY PREAMBLES</u></p> <p>Supplementary preamble items described in Bill No. 1, shall equally apply to this bill.</p> <p><u>GENERAL NOTES TO TENDERERS</u></p> <p>General notes, described in Bill No.1, shall equally apply to this Bill.</p> <p><u>ALUMINIUM</u></p> <p>The contractor is to make due allowance in his prices for complying with the following requirements.</p> <p><u>SPECIFICATIONS</u></p> <p>User Note:</p> <p><u>Glazing</u></p> <p>All Safety glazing material (individual panes) are to conform to all standards as stipulated in SANS 10400 Part N and SANS 10137 and any additional Engineer Specifications or relevant SANS glazing regulations not stipulated in this document. All tenderers are referred to the drawings for the glazing specification.</p> <p><u>Ironmongery</u></p> <p>All rates for windows, shopfronts and doors etc. must include for the supply, taking delivery or/and installation of the ironmongery to be specified.</p> <p><u>Actuators</u></p> <p>All rates for shopfronts with actuators to include for the supply and installation of actuators as specified</p>			
	Carried Forward		R	
	<p>Section No. 3 MEDIUM ADMINISTRATION BLOCK Bill No. 9 Metalwork</p>			

<p style="text-align: right;">Brought Forward</p> <p><u>Scaffolding</u></p> <p>All scaffolding should be provided by the contractor and no claims/ qualifications will be accepted.</p> <p><u>Protection</u></p> <p>With this tender, the glazing sub-contractor must supply a statement concerning protection that will be provided to finishes and components until Practical Completion. This to include specific references to the method of removal of such protection. All tenderers to include cost of protection in tender price.</p> <p><u>Installation</u></p> <p>All measurements to be checked on site prior to ordering and manufacturing.</p> <p>Aluminium sections and shop drawings to be accepted by Architect prior to manufacturing.</p> <p>Allow for water and weather proof polysulphide sealant to approved specifications all around frame junctions to plaster and other materials.</p> <p><u>Profiles</u></p> <p>Tenderers to provide typical details of proposed aluminium section to be used in the design.</p> <p><u>Structural Silicone</u></p> <p>Tenderers to allow a 10 year guarantee on all powdercoating.</p> <p><u>Preliminary and Shop Drawings:</u></p> <p>The contractor shall submit preliminary design drawings showing basic system sections for the Architect's approval.</p> <p>After approval and prior to fabrication detailed shop drawings shall be prepared and submitted to the Architect for approval.</p>		R	
<p style="text-align: right;">Carried Forward</p> <p>Section No. 3 MEDIUM ADMINISTRATION BLOCK Bill No. 9 Metalwork</p>		R	

<p style="text-align: right;">Brought Forward</p> <p><u>Fixing:</u></p> <p>The contractor is to take special note of all fixing details of all aluminium elements and must allow in his price for properly securing the aluminium sections to the structure with and including all necessary steel brackets, rails, timber grounds and sub-frames, including all necessary holing and bolting, etc. This fixing is to be adequately spaced and securely fixed to ensure total stiffness of the door frames, windows, etc. as no sagging causing improper functioning of the windows and doors will be accepted.</p> <p><u>Deflection of structure:</u></p> <p>The contractor is advised to make adequate provision for the design deflection of the structure.</p> <p><u>Tolerances:</u></p> <p>Sizes are approximate only and measurements on site must be taken before fabrication. Due allowance must be made for tolerances in accordance with the Architect's details.</p> <p><u>Protection:</u></p> <p>The contractor will be required to protect his work during the course of construction, which protection shall be adequate for the purpose and to the full approval of the Architect.</p> <p>Such protection shall only be removed after a written instruction from the Architect.</p> <p><u>Cleaning:</u></p> <p>All work must be cleaned down upon completion. Glazing as installed will not be accepted as clean glass and the contractor must allow for polishing glass as and when instructed by the Architect.</p> <p>Note: All windows and doors should be read in conjunction with window and door schedules</p> <p><u>WELDED SCREENS, GATES, ETC.</u></p>		R	
<p style="text-align: right;">Carried Forward</p> <p>Section No. 3 MEDIUM ADMINISTRATION BLOCK Bill No. 9 Metalwork</p>		R	

	Brought Forward			R	
	<p><u>Welded MS gate consisting of 50 x 50 x 2.5mm rectangular tubing section frame with 45 degrees mitre at corners, bolted to reveals with 10mm (10M) rawlbolts and welded with 50 x 50 x 5mm mild steel to walls, with 50 x 50 x 2.5mm mild steel rectangular tube gate leaf with 45 degree mitre at corners and two 50 x 50 x 2.5mm horizontal sections, with 12 x 12mm mild steel vertical style solid square bars at 100mm c/c, including 3x pair of 20mm diameter bullet-hinges per gate, with "Solid blesbok" 460/313 four lever lockset with rebate set, including welding, bolting, holes, bolts etc., all complete as per the architect's specifications</u></p>				
3/9/1	Steel gate to door, size 1500mm x 2400mm high	No	2		
	<u>PRESSED STEEL DOOR FRAMES</u>				
	<u>1.2mm thick Single rebated frame suitable for half brick walls, complete with lugs and base ties, with red oxide primer factory finish by manufacturer</u>				
3/9/2	813 x 2032mm single door	No	10		
	<u>1.2mm thick Single rebated frame suitable for one brick walls, complete with lugs and base ties, with red oxide primer factory finish by manufacturer</u>				
3/9/3	813 x 2032mm single door	No	2		
3/9/4	914 x 2032mm single door	No	10		
3/9/5	1500 x 2400mm double door	No	2		
	<u>WINDOWS FRAMES, etc.</u>				
	<u>Standard mild steel school type Top-hung open out window frame (with brass fittings), with burglar bars to opening and fixed sections, consisting of 10mm diameter mild steel round bars to standard NBP2 pattern, welded at intersections and window frames, all as per architect's specification</u>				
3/9/6	Window size 1022 x 900mm high	No	3		
3/9/7	Window size 1022 x 949mm high	No	3		
3/9/8	Window size 2000 x 1170mm high	No	1		
3/9/9	Window size 533 x 950mm high	No	5		
3/9/10	Window size 1511 x 1170mm high	No	14		
	Carried Forward			R	
	Section No. 3 MEDIUM ADMINISTRATION BLOCK Bill No. 9 Metalwork				

[illegible]

Item No		Quantity	Rate	Amount
	BILL NO. 10 PLASTERING PREAMBLES NOTE : The tenderer is referred to the relevant clauses in the Model Preambles for Trades (2008 Edition) as issued by the Association of South African Quantity Surveyors before pricing this bill. SUPPLEMENTARY PREAMBLES Supplementary preamble items described in Bill No. 1, shall equally apply to this bill. GENERAL NOTES TO TENDERERS General notes, described in Bill No.1, shall equally apply to this Bill. SCREEDS <u>1:4 Cement sand screed on concrete, worked down to a true and even surface with a steel trowel</u>			
3/10/1	30mm Thick on floors and landings	m2	173	
3/10/2	30mm Thick to falls and currents	m2	17	
	INTERNAL PLASTER <u>One coat smooth 1:5 cement sand plaster on brickwork to receive finish</u>			
3/10/3	On brick walls	m2	692	
3/10/4	On narrow widths	m2	69	
	CORNER PROTECTORS, DIVIDING STRIPS, ETC			
3/10/5	Aluminium straight edge M-trim suitable for under-screed fixing in vinyl/ceramic, etc. installed as per manufactures recommendation and specification.	m	6	
3/10/6	38 x 1.2mm Aluminium retro-fit similar approved corner protector installed as per manufactures recommendation and specification.	m	34	
	<p align="center">Carried Forward to Summary of Section No.</p> Section No. 3 MEDIUM ADMINISTRATION BLOCK Bill No. 10 Plastering		R	

Item No		Quantity	Rate	Amount
	<p><u>BILL NO. 11</u></p> <p><u>TILING</u></p> <p><u>PREAMBLES</u></p> <p>NOTE : The tenderer is referred to the relevant clauses in the Model Preambles for Trades (2008 Edition) as issued by the Association of South African Quantity Surveyors before pricing this bill.</p> <p><u>SUPPLEMENTARY PREAMBLES</u></p> <p>Supplementary preamble items described in Bill No. 1, shall equally apply to this Bill.</p> <p><u>Pricing</u></p> <p>Prices are to included for the following: Cutting, handling, labour, adhesive etc.</p> <p><u>Fixing</u></p> <p>Tiling described as "fixed with adhesive on power floated concrete" shall be deemed to include for approved tiling key-coat.</p> <p>Ceramic, porcelain, marble and granite tiles are to be fixed, grouted and pointed with suitable adhesives and grouts, as recommended by the Architect. Costs are hereby deemed to include the cost of this requirement.</p> <p>Payment for work that is deemed measurable, in respect of the conditions of contract, and which comprises cutting, leaving, or forming, rectangular holes and notches through tiling is hereby deemed to apply only to holes and notches that do not exceed 600mm girth. Those exceeding 600mm in girth are hereby deemed to be "square cutting", which is hereby deemed to be part of the work description for that type of tiling and is not measurable as a separate item of work.</p> <p><u>Wastage</u></p> <p>Tile wastage in excess of 10% will be for the tenderer's account.</p> <p><u>GENERAL NOTES TO TENDERERS</u></p> <p>General notes, described in Bill No. 1, shall equally apply to this Bill.</p>			
	Carried Forward		R	
	<p>Section No. 3 MEDIUM ADMINISTRATION BLOCK Bill No. 11 Tiling</p>			

	Brought Forward			R	
	<u>Note</u>				
	All scaffolding should be provided by the contractor and no claims/qualifications will be accepted.				
	<u>WALL TILING</u>				
	<u>150 x 150 x 6mm ceramic tiles (PC allowance of R 120.00/m2 excludes V.A.T. but includes delivery to site), includes waste, laying, supply and fixing with an approved adhesive and jointing white grout all as per manufacturers specifications</u>				
3/11/1	Plastered walls	m2	162		
3/11/2	On narrow widths	m2	16		
3/11/3	Splash backs	m2	1		
	<u>FLOOR TILING</u>				
	<u>420 x 420 x 11.5mm Thick non-slip ceramic tiles (P.C allowance of R 200.00/m2 excludes V.A.T. but includes delivery to site), includes waste, laying, supply and fixing with an approved adhesive and jointing in waterproof cementitious grout</u>				
3/11/4	On floors	m2	190		
3/11/5	75mm high skirting	m	212		
	<u>300 x 300 x 11.5mm Thick Porcelain tiles (P.C allowance of R 210.00/m2 excludes V.A.T. but includes delivery to site), includes waste, laying, supply and fixing with an approved adhesive with flush painted with tinted waterproof jointing and grout to match tile</u>				
	<u>ATTIC STOCK</u>				
3/11/6	150 x 150 x 6mm ceramic tiles(PC allowance of R 120.00/m2 excludes V.A.T. but includes delivery to site)	m2	16		
3/11/7	420 x 420 x 8mm Thick non-slip ceramic tiles (P.C allowance of R 200.00/m2 excludes V.A.T. but includes delivery to site)	m2	17		
	<u>SUNDRIES</u>				
	<u>10mm aluminium straight edge trim</u>				
3/11/8	Dividing strip between tiles and door frames	m	9		
	Carried Forward to Summary of Section No.			R	
	Section No. 3				
	MEDIUM ADMINISTRATION BLOCK				
	Bill No. 11				
	Tiling				

Item No		Quantity	Rate	Amount
	<p><u>BILL NO. 12</u></p> <p><u>PLUMBING AND DRAINAGE (PROVISIONAL)</u></p> <p><u>PREAMBLES</u></p> <p>NOTE : The tenderer is referred to the relevant clauses in the Model Preambles for Trades (2008 Edition) as issued by the Association of South African Quantity Surveyors before pricing this bill.</p> <p><u>SUPPLEMENTARY PREAMBLES</u></p> <p>Supplementary preamble items described in Bill No. 1, shall equally apply to this bill.</p> <p><u>uPVC pipes and fittings:</u></p> <p>Sewer and drainage pipes and fittings shall be jointed and sealed with butyl rubber rings</p> <p><u>uPVC pressure pipes and fittings:</u></p> <p>Pipes for water supply shall be of the class stated</p> <p><u>Excavations:</u></p> <p>No claim for excavation in material other than "earth" will be entertained unless the contractor has timeously notified the quantity surveyor thereof prior to backfilling, and has obtained, in writing , authorised classification thereof.</p> <p>"Intermediate material" and " hard rock" shall be as defined in "Earthworks".</p> <p>Quantities of all excavations, carting away excavated material and backfilling are calculated on the nett extent to be formed, or filled, in accordance with drawings and specifications, and the Contractor is to allow in his prices for any bulking.</p> <p>Classes of excavation shall be as S.A.B.S 1200D clause 3.1.2.</p> <p><u>Laying, backfilling, bedding, etc., of pipes:</u></p> <p>Pipes shall be laid and bedded, and trenches shall be carefully backfilled, in accordance with the specific instructions</p>			
	<p style="text-align: right;">Carried Forward</p> <p>Section No. 3 MEDIUM ADMINISTRATION BLOCK Bill No. 12 Plumbing and Drainage</p>		R	

	Brought Forward			R	
	<u>GENERAL NOTES TO TENDERERS</u>				
	General notes, described in Bill No.1, shall equally apply to this Bill.				
	<u>RAINWATER GOODS</u>				
	<u>Similar Approved</u>				
	<u>Gutters</u>				
3/12/1	100 x 100 x 0.6mm thick Ogee profile eaves gutter aluminium box gutter, fixed with and including fixing clips to fascia boards	m	94		
3/12/2	Extra over eaves gutter for stopped end	No	22		
3/12/3	Extra over eaves gutter for corner	No	48		
3/12/4	Extra over eaves gutter for outlet	No	11		
	<u>Rainwater downpipes</u>				
3/12/5	100mm diameter x 0.6mm thick rainwater downpipe with Chromadek finish (Colour: TBC), fixed with and including brackets to wall face, with brackets spaced as per manufacturer's recommendations, and with downpipes spaced as per engineer's specification	m	38		
3/12/6	Extra over downpipe for offset	No	22		
3/12/7	Extra over downpipe for shoe	No	11		
	<u>SANITARY FITTINGS</u>				
	Refer to sanitary schedule drawing for full description of abbreviations				
	<u>WASH HAND BASINS</u>				
	<u>Similar Approved</u>				
	<u>Vaal Sanitaryware "Hibiscus" vitreous china basin with three semi-punched holes tap holes, including integrated overflow, including chain stay hole through the centre semi-punched tap hole, supplied with plug and chain, hung to walls (PC allowance of R450.00/no excludes V.A.T. but includes delivery to site), includes waste, supply and fixing</u>				
3/12/8	WHB, installed complete	No	3		
	<u>WATER CLOSET</u>				
	Carried Forward			R	
	Section No. 3 MEDIUM ADMINISTRATION BLOCK Bill No. 12 Plumbing and Drainage				

**LIMPOPO DEPARTMENT OF EDUCATION
UPGRADES AND ADDITIONS AT
DIKOLOI SECONDARY SCHOOL**

	Brought Forward			R	
	<u>Similar Approved</u>				
	<u>Vaal Sanitaryware "Daisy" semi-close coupled water closet comprising double flap heavy duty thermoplastic seat rim pan and matching 9 litre cistern complete with lid, fittings and flush pipe elbow (PC allowance of R2 800.00/no excludes V.A.T. but includes delivery to site), includes waste, supply and fixing</u>				
3/12/9	WC, installed complete	No	2		
	<u>SINKS, etc.</u>				
	<u>Stainless steel single bowl sink including integrated supports and legs (PC allowance of R1 500.00/no excludes V.A.T. but includes delivery to site), includes waste, supply and fixing</u>				
3/12/10	Stainless steel Sink, complete.	No	1		
	<u>TOILET ROLL HOLDER</u>				
	<u>To be approved by Architect</u>				
3/12/11	130 x 560 x 130mm mild steel vandal proof Toilet paper roll holder (Colour: White), plugged and screwed to walls	No	2		
	<u>TAPS, VALVES, ETC</u>				
	<u>Similar Approved</u>				
3/12/12	15mm Cobra brass watertight hose Bib tap (Code: 108-15)	No	3		
3/12/13	15mm Cobra Watertech chrome plated single tap hole Sink mixer with overarm swivel sprout (Code: 3396ST)	No	1		
	<u>FIRE FIGHTING EQUIPMENT</u>				
	<u>Extinguishers including initial charge and setting up in position:</u>				
3/12/14	9kg dry chemical powder fire extinguisher	No	4		
3/12/15	Fire hose reel with 30m plastic hose, chromium plated stopcock, shut-off nozzle and wall bracket	No	2		
	Carried Forward to Summary of Section No.			R	
	Section No. 3				
	MEDIUM ADMINISTRATION BLOCK				
	Bill No. 12				
	Plumbing and Drainage				

Item No		Quantity	Rate	Amount
	<u>BILL NO. 13</u> <u>GLAZING</u> <u>PREAMBLES</u> <p>NOTE : The tenderer is referred to the relevant clauses in the Model Preambles for Trades (2008 Edition) as issued by the Association of South African Quantity Surveyors before pricing this bill.</p> <u>SUPPLEMENTARY PREAMBLES</u> <p>Supplementary preamble items described in Bill No. 1, shall equally apply to this Bill.</p> <u>GENERAL NOTES TO TENDERERS</u> <p>General notes, described in Bill No. 1, shall equally apply to this Bill.</p> <p><u>Note:</u></p> <p>All glazing to comply with SABS 1263 Part 3:1998. Light and ventilation to comply with Part O if NBR 0400</p> <u>GLASS TO STEEL WITH PUTTY</u> <u>5mm clear floated glass fixed glazing putty</u> 3/13/1 Panes not exceeding 0.1m2 m2 33 <u>6mm obscure floated glass fixed glazing putty</u> 3/13/2 Panes exceeding 0.5m2 and not exceeding 2.0m2 m2 3 <u>TOPS, SHELVES, DOORS, MIRROR ETC</u> <u>6mm Polished plate float glass mirrors with square polished edges plugged with chrome plated detachable screws or similarly approved</u> 3/13/3 Mirror 400 x 600 mm high No 3			
	<p style="text-align: center;">Carried Forward to Summary of Section No.</p> <p>Section No. 3 MEDIUM ADMINISTRATION BLOCK Bill No. 13 Glazing</p>		R	

Item No		Quantity	Rate	Amount
	<u>BILL NO. 14</u> <u>PAINTWORK</u> <u>PREAMBLES</u> NOTE : The tenderer is referred to the relevant clauses in the Model Preambles for Trades (2008 Edition) as issued by the Association of South African Quantity Surveyors before pricing this bill. <u>SUPPLEMENTARY PREAMBLES</u> Supplementary preamble items described in Bill No. 1, shall equally apply to this Bill. <u>GENERAL NOTES TO TENDERERS</u> General notes, described in Bill No. 1, shall equally apply to this Bill. <u>PAINTWORK ETC TO NEW WORK</u> <u>FIBRE CEMENT</u> <u>Prepare and apply one coat universal undercoat and two coats Super Acrylic PVA paint or similar approved, colour to be confirmed by architect</u>			
3/14/1	On internal ceilings and cornices	m2	305	
3/14/2	Fibre cement fascias boards not exceeding 300mm high or wide painted on both side	m	94	
	<u>Prepare and apply one coat alkali resistant sealer and two coats mat enamel paint, colour to be confirmed by architect</u>			
3/14/3	Fiber cement window sill not exceeding 300mm high or wide	m	32	
	<u>FLOATED PLASTER INTERNAL WALLS</u> <u>Prepare and apply one coat merit universal undercoat and two coats Super Acrylic PVA paint or similar approved, colour to be confirmed by architect</u>			
3/14/4	Plastered walls	m2	692	
	<u>METAL SURFACES</u>			
	<p style="text-align: right;">Carried Forward</p> <p>Section No. 3 MEDIUM ADMINISTRATION BLOCK Bill No. 14 Paintwork</p>			
			R	

**LIMPOPO DEPARTMENT OF EDUCATION
UPGRADES AND ADDITIONS AT
DIKOLOI SECONDARY SCHOOL**

	Brought Forward			R	
	<u>Prepare and apply one coat Duraphos, one coat universal under coat and two coats gloss enamel paint, colour to be confirmed by architect</u>				
3/14/5	On gates, grilles, burglar screens, balustrades, etc (both sides measured on full flat area)	m2	29		
3/14/6	On window frames	m2	35		
3/14/7	On door frames	m2	34		
3/14/8	On gutters	m	94		
3/14/9	On downpipes	m	39		
	<u>WOOD</u>				
	<u>Prepare and apply one coat universal undercoat and two coats acrylic PVA, colour to be confirmed by architect</u>				
3/14/10	On door	m2	76		
	<u>Prepare and paint three coats clear varnish:</u>				
3/14/11	On door	m2	27		
Carried Forward to Summary of Section No.				R	
Section No. 3					
MEDIUM ADMINISTRATION BLOCK					
Bill No. 14					
Paintwork					

**LIMPOPO DEPARTMENT OF EDUCATION
UPGRADES AND ADDITIONS AT
DIKOLOI SECONDARY SCHOOL**

Bill No	SECTION SUMMARY	Page No	Amount
3/1	Earthworks	3/3	
3/2	Concrete, Formwork and Reinforcement	3/7	
3/3	Masonry	3/10	
3/4	Waterproofing	3/11	
3/5	Roof Coverings	3/13	
3/6	Carpentry and Joinery	3/17	
3/7	Ceilings, Partitions and Access Flooring	3/20	
3/8	Ironmongery	3/22	
3/9	Metalwork	3/27	
3/10	Plastering	3/28	
3/11	Tiling	3/30	
3/12	Plumbing and Drainage	3/33	
3/13	Glazing	3/34	
3/14	Paintwork	3/36	
<p style="text-align: right;">Carried to Final Summary</p> <p>Section No. 3 MEDIUM ADMINISTRATION BLOCK</p>			

Item No		Quantity	Rate	Amount
	<p><u>SECTION NO. 4</u></p> <p><u>BILL NO. 1</u></p> <p><u>EARTHWORKS (PROVISIONAL)</u></p> <p><u>PREAMBLES</u></p> <p>NOTE : The tenderer is referred to the relevant clauses in the Model Preambles for Trades (2008 Edition) as issued by the Association of South African Quantity Surveyors before pricing this bill.</p> <p><u>SUPPLEMENTARY PREAMBLES</u></p> <p>Supplementary preamble items described in Bill No. 1, shall equally apply to this Bill.</p> <p><u>GENERAL NOTES TO TENDERERS</u></p> <p>General notes, described in Bill No.1, shall equally apply to this Bill.</p> <p><u>NOTES</u></p> <p><u>Carting away of excavated material</u></p> <p>Descriptions of carting away of excavated material shall be deemed to include loading excavated material onto trucks directly from the excavations or, alternatively, from stock piles situated on the building site</p> <p><u>Filling</u></p> <p>Notwithstanding the reference to prescribed multiple handling in clause 1 page 6 of the Standard System of Measuring Building Work, prices for filling and backfilling shall include for all selection and any multiple handling of material</p> <p>Excavations measured in successive depths of 2m.</p> <p><u>SITE CLEARANCE ETC</u></p> <p><u>Site clearance</u></p> <p>4/1/1 Digging up and removing rubbish, debris, vegetation, hedges, shrubs and trees not exceeding 200mm girth, bush, etc</p> <p><u>EXCAVATIONS</u></p>			
	Carried Forward		R	
	<p>Section No. 4</p> <p>4 SEAT WATERBORNE TOILET BLOCK</p> <p>Bill No. 1</p> <p>Earthworks</p>			

	Brought Forward			R	
	<u>Excavation in earth not exceeding 2m deep</u>				
4/1/2	Trenches	m3	18		
	<u>Extra over excavations in earth to trenches and holes for</u>				
4/1/3	Excavation in soft rock	m3	2		
4/1/4	Excavation in hard rock	m3	1		
	<u>CARTING AWAY OF EXCAVATED MATERIAL</u>				
	<u>Note:</u>				
	Description of carting away of excavated material shall be deemed to include loading excavated material onto trucks directly from the excavations or , alternatively, from stock piles situated on the building site.				
4/1/5	Extra over all excavation for carting away surplus material from excavation and / or stockpile on site to a dumping site to be located by the Contractor	m3	11		
	<u>RISK OF COLLAPSE OF EXCAVATIONS</u>				
	<u>Risk of collapse to side of excavation in earth not exceeding 1,5m deep</u>				
4/1/6	Trenches and holes	m2	63		
	<u>KEEPING EXCAVATIONS FREE FROM WATER</u>				
	<u>FILLING, ETC.</u>				
	<u>Earth filling obtained from the excavations and/or prescribed stock piles on site compacted to 93% Mod AASHTO density in layers not exceeding 150mm thick</u>				
4/1/7	Backfilling to trenches, holes, etc	m3	8		
4/1/8	Under floors, steps, pavings, etc	m3	20		
	<u>Imported gravel filling (G7) stabilise with 2-3% cement compacted to 93% Mod AASHTO density in layers not exceeding 150mm thick</u>				
4/1/9	Backfilling to trenches, holes, etc	m3	3		
4/1/10	Under floors, steps, pavings, etc	m3	3		
	Carried Forward			R	
	Section No. 4				
	4 SEAT WATERBORNE TOILET BLOCK				
	Bill No. 1				
	Earthworks				

Brought Forward		R
<u>Filling supplied by the Contractor under floors, trenches, etc.</u>		
Sub-base filling (G5) from excavations under solid floors, steps, etc. compacted to 95% modified AASHTO density in layers not exceeding 150mm thick	m3	3
<u>COMPACTION OF SURFACES</u>		
Prepare ground surface by scarifying sub-grade, rip and re-compact 150mm to 90% modified AASHTO density	m2	44
<u>WEED KILLERS, INSECTICIDES, TERMITES, etc.</u>		
<u>Protection against termites, ants, etc</u>		
Under floors etc including forming and poisoning shallow furrows against foundation walls etc, filling in furrows and ramming	m2	44
To bottom and sides of excavated trenches, Holes, etc.	m2	81
Carried Forward to Summary of Section No.		R
Section No. 4		
4 SEAT WATERBORNE TOILET BLOCK		
Bill No. 1		
Earthworks		

Item No		Quantity	Rate	Amount
	<p><u>BILL NO. 2</u></p> <p><u>CONCRETE, FORMWORK AND REINFORCEMENT</u></p> <p><u>PREAMBLES</u></p> <p>NOTE : The tenderer is referred to the relevant clauses in the Model Preambles for Trades (2008 Edition) as issued by the Association of South African Quantity Surveyors before pricing this bill.</p> <p><u>SUPPLEMENTARY PREAMBLES</u></p> <p>Supplementary preamble items described in Bill No. 1, shall equally apply to this Bill.</p> <p><u>Cost of tests</u></p> <p>The costs of making, storing and testing of concrete test cubes as required under clause 7, "Tests" of SANS 1200 G, shall include the cost of providing cube moulds necessary for the purpose, for testing costs and for submitting reports on the tests to the principal agent. The testing shall be undertaken by an independent firm or institution nominated by the contractor to the approval of the principal agent. (Test cubes are measured separately)</p> <p><u>Formwork</u></p> <p>Descriptions of formwork shall be deemed to include use and waste only (except where described as "left in" or "permanent"), for fitting together in the required forms, wedging, plumbing and fixing to true angles and surfaces as necessary to ensure easy release during stripping and for reconditioning as necessary before re-use. The vertical strutting shall be carried down to such construction as is sufficiently strong to afford the required support without damage and shall remain in position until the newly constructed work is able to support itself.</p> <p>Formwork to soffits of solid slabs, etc. shall be deemed to be to slabs not exceeding 250mm thick unless otherwise described. Formwork to soffits of slabs, beams, etc. shall be deemed to be propped up exceeding 1,5m and not exceeding 3,5m high unless otherwise described.</p>			
	Carried Forward		R	
	<p>Section No. 4</p> <p>4 SEAT WATERBORNE TOILET BLOCK</p> <p>Bill No. 2</p> <p>Concrete, Formwork and Reinforcement</p>			

	<p style="text-align: center;">Brought Forward</p> <p>Formwork to sides of bases, pile caps, ground beams, etc. will only be measured where it is prescribed by the engineer for design reasons. Formwork necessitated by irregularity or collapse of excavated faces will not be measured and the cost thereof shall be deemed to be included in the allowance for taking the risk of collapse of the sides of the excavations, provision for which is made in "Earthworks".</p> <p>The Tenderer is to note that for the "off-shutter" concrete finish shall be in accordance with the architectural specification 616 CON-140: Smooth + fair finish:-</p> <ul style="list-style-type: none"> · Degree of accuracy: I · Finish: Smooth and even · Form facing material to produce a smooth, hard, uniform texture on the concrete · Steel faced formwork. Joints grout-tight. · Panels shall be as large as practicable and arranged in a regular pattern as a feature of the surface · Formwork tie holes: to the approval of the architect · Repair imperfections: not allowed. Tie bolt holes shall be patched · Not permitted: blowholes, small fins, bulges, irregularities, voids, honeycombing, segregation and other large defects. · Concrete surfaces: No further treatment to form a smooth finish of uniform texture, appearance and colour <p>Structural Concrete</p> <p>Tenderers are referred to the Structural Engineer's - Standard Specifications which should be read before pricing this trade in particular, but also the other trades. The use of extenders, fly-ash, etc. are clearly described on this drawing.</p> <p><u>GENERAL NOTES TO TENDERERS</u></p> <p>General notes, described in Bill No.1, shall equally apply to this Bill.</p> <p><u>UNREINFORCED CONCRETE CAST AGAINST EXCAVATED SURFACES</u></p> <p><u>15Mpa/19mm concrete</u></p>			R	
4/2/1	<p>Blinding</p> <p style="text-align: right;">Carried Forward</p> <p>Section No. 4 4 SEAT WATERBORNE TOILET BLOCK Bill No. 2 Concrete, Formwork and Reinforcement</p>	m3	1	R	

	Brought Forward			R	
	<u>REINFORCED CONCRETE CAST AGAINST EXCAVATED SURFACE</u>				
	<u>25MPa/19mm Concrete</u>				
4/2/2	Strip footings	m3	5		
	<u>REINFORCED CONCRETE CAST IN FORMWORK</u>				
	<u>20Mpa/19mm concrete</u>				
4/2/3	Concrete Apron cast to fall etc,	m3	2		
	<u>25MPa/19mm Concrete</u>				
4/2/4	Surface beds cast in panels	m3	3		
	<u>TEST BLOCKS</u>				
	<u>Notes:</u>				
	Concrete strength test cubes, label and send to an approved laboratory for testing, pay all charges and submit report to the Regional Representative. Only successful tests will be paid for (Provisional)				
4/2/5	Making and testing 150 x 150 x 150mm concrete strength test cube (Provisional)	No	5		
	<u>SUNDRIES TO CONCRETE</u>				
	<u>Surface treatment</u>				
4/2/6	Power float top surface of concrete surface bed to a true and even level finish	m2	44		
	<u>ROUGH FORMWORK (DEGREE OF ACCURACY II)</u>				
	<u>Rough formwork to sides</u>				
4/2/7	Edges, risers, ends and reveals not exceeding 300mm high or wide	m	45		
	<u>Rough formwork to soffits</u>				
	<u>MOVEMENTS JOINTS ETC,</u>				
	<u>Expansion joints</u>				
4/2/8	10mm soft board or similar approved between concrete and brick wall	m	22		
	Carried Forward			R	
	Section No. 4				
	4 SEAT WATERBORNE TOILET BLOCK				
	Bill No. 2				
	Concrete, Formwork and Reinforcement				

Brought Forward			R
<u>REINFORCEMENT (PROVISIONAL)</u>			
<u>High and mild tensile steel reinforcement to structural concrete work</u>			
4/2/9	All diameter bars	t	0.4
<u>Fabric reinforcement:</u>			
4/2/10	Type 245 fabric reinforcement in concrete surface beds, slabs, etc.	m2	22
Carried Forward to Summary of Section No. Section No. 4 4 SEAT WATERBORNE TOILET BLOCK Bill No. 2 Concrete, Formwork and Reinforcement			R

Item No		Quantity	Rate	Amount
	<p><u>BILL NO. 3</u></p> <p><u>MASONRY</u></p> <p><u>PREAMBLES</u></p> <p>NOTE : The tenderer is referred to the relevant clauses in the Model Preambles for Trades (2008 Edition) as issued by the Association of South African Quantity Surveyors before pricing this bill.</p> <p><u>SUPPLEMENTARY PREAMBLES</u></p> <p>Supplementary preamble items described in Bill No. 1, shall equally apply to this Bill.</p> <p><u>GENERAL NOTES TO TENDERERS</u></p> <p>General notes, described in Bill No.1, shall equally apply to this Bill.</p> <p><u>Sizes in descriptions</u></p> <p>Where sizes in descriptions are given in brick units, "one brick" shall represent the length and "half brick" the width of a brick</p> <p><u>Hollow walls etc</u></p> <p>Descriptions of hollow walls shall be deemed to include leaving every fifth perpend of the bottom course of the external skin open as a weep hole. Walls in two skins described as "bagged and sealed" shall be deemed to include having the outer face of the inner skin bagged with 1:6 cement and sand mixture and sealed with two coats "Brickseal" bitumen emulsion waterproofing coating.</p> <p><u>Face bricks</u></p> <p>Bricks shall be ordered timeously to obtain uniformity in size and colour</p> <p><u>Pointing</u></p> <p>Descriptions of recessed pointing to fair face brickwork and face brickwork shall be deemed to include square recessed, hollow recessed, weathered pointing, etc</p> <p><u>BRICKWORK IN FOUNDATION</u></p>			
	Carried Forward		R	
	<p>Section No. 4</p> <p>4 SEAT WATERBORNE TOILET BLOCK</p> <p>Bill No. 3</p> <p>Masonry</p>			

	Brought Forward			R	
	<u>Brickwork in 73mm burnt clay masonry units class NFP in Class II mortar, laid in stretcher bond with 10mm flush joints</u>				
4/3/1	One brick wall	m2	24		
	<u>SUPERSTRUCTURE BRICKWORK</u>				
	<u>Brickwork of NFP brick in class II mortar laid in stretcher bond with 10mm flush joints</u>				
4/3/2	One brick wall	m2	74		
4/3/3	Half brick wall	m2	22		
4/3/4	Half brick wall, in beamfilling	m2	3		
	<u>FACE BRICKWORK</u>				
	Bricks shall be ordered timeously to obtain uniformity in size and colour				
	<u>"Corobrick" face bricks (Colour: TBC) with PC sum amount of R 4 500.00 per thousand bricks delivered to site (excluding VAT) manufactured in accordance with SANS 227-2007, bedded and jointed in Class II mortar and pointed with recessed 6mm joints in both directions</u>				
4/3/5	Extra over brickwork for face brickwork in foundations (Provisional)	m2	47		
4/3/6	Extra over brickwork for face brickwork in superstructure	m2	64		
4/3/7	Extra over brickwork for face brickwork in brick-on-edge header course lintel	m	4		
4/3/8	Extra over brickwork for face brickwork in brick-on-edge header course sills, bedded in mortar and set slightly sloped	m	4		
4/3/9	Extra over brickwork for face brickwork in beamfilling	m2	3		
	<u>BRICKWORK SUNDRIES</u>				
	<u>Brickwork reinforcement</u>				
4/3/10	75mm Wide reinforcement built in horizontally	m	66		
4/3/11	150mm Wide reinforcement built in horizontally.	m	357		
	Carried Forward			R	
	Section No. 4 4 SEAT WATERBORNE TOILET BLOCK Bill No. 3 Masonry				

Brought Forward				R
<u>"Allied concrete" or similar approved prestressed fabricated lintels</u>				
4/3/12	100 x 70mm Lintels in lengths not exceeding 3m	m	5	
4/3/13	175 x 70mm Lintels in lengths not exceeding 3m	m	5	
<u>Turning pieces</u>				
4/3/14	110mm Wide turning piece to flat brick lintels	m	8	
<u>Air bricks etc</u>				
4/3/15	Set of 2 240 x 155mm Terracota air bricks as per architects specification	No	2	
<u>Fair cutting to face brickwork</u>				
4/3/16	Fair raking cutting at gables	m	23	
<u>Roof ties</u>				
4/3/17	30 x 1.2mm galvanised steel strapping, built into wall for 5 courses and minimum 800mm to be fixed to trusses	No	19	
<u>MOVEMENTS JOINTS ETC,</u>				
<u>Expansion joints</u>				
4/3/18	30mm softboard between vertical brick surfaces not exceeding 300mm wide	m2	4	
Carried Forward to Summary of Section No.				R
Section No. 4				
4 SEAT WATERBORNE TOILET BLOCK				
Bill No. 3				
Masonry				

Item No		Quantity	Rate	Amount
	<u>BILL NO. 4</u> <u>WATERPROOFING</u> <u>PREAMBLES</u> <p>NOTE : The tenderer is referred to the relevant clauses in the Model Preambles for Trades (2008 Edition) as issued by the Association of South African Quantity Surveyors before pricing this bill.</p> <u>SUPPLEMENTARY PREAMBLES</u> <p>Supplementary preamble items described in Bill No. 1, shall equally apply to this bill.</p> <u>GENERAL NOTES TO TENDERERS</u> <p>General notes, described in Bill No.1, shall equally apply to this Bill.</p> <u>DAMP PROOFING OF WALLS AND FLOORS</u> <u>One layer of 375 micron "Consol Plastic Brikgrip DPC" embossed damp proof course</u>			
4/4/1	Under walls	m2	1	
4/4/2	Under cills, etc.	m2	1	
	<u>One layer of 250 micron "USB Green" or similar approved dampproof membrane sealed at laps with PVC self -adhesive tape</u>			
4/4/3	Under surface beds.	m2	44	
	<u>JOINTS SEALANTS, ETC.</u> <u>Mastic grey polysulphide sealing compound including raking out of joints filler as necessary</u>			
4/4/4	10mm Isolation Joints between surface bed concrete and brick wall	m	22	
	<p align="center">Carried Forward to Summary of Section No.</p> <p>Section No. 4 4 SEAT WATERBORNE TOILET BLOCK Bill No. 4 Waterproofing</p>		R	

Item No		Quantity	Rate	Amount
	<u>BILL NO. 5</u> <u>ROOF COVERINGS</u> <u>PREAMBLES</u> NOTE : The tenderer is referred to the relevant clauses in the Model Preambles for Trades (2008 Edition) as issued by the Association of South African Quantity Surveyors before pricing this bill. <u>SUPPLEMENTARY PREAMBLES</u> Supplementary preamble items described in Bill No. 1, shall equally apply to this bill. <u>GENERAL NOTES TO TENDERERS</u> General notes, described in Bill No.1, shall equally apply to this Bill. <u>ROOF SHEETING</u> <u>Similar Approved</u> <u>0.6mm thick "Brownbuilt Klip-lok light Industrial" galvanised troughed roof sheeting with "Chromadek - Traffic Green" finish on one side, and 0.6mm galvanised steel accessories fixed to timber purlins or rails fixed in strict accordance to the manufacturer's instructions and fixed by an approved erector. A written and approved five (5) year guarantee of water-tightness shall be issued after approval of roofs by the manufacturer</u>			
4/5/1	Roof sheeting pitch not exceeding 25 degrees	m2	37	
4/5/2	550mm girth Ridge capping, 3 times bent and notched on site to suit roof profile	m	6	
4/5/3	550mm girth Hip capping, 3 times bent and notched on site to suit roof profile.	m	10	
	<u>LOUVRES</u> <u>Similar Approved</u>			
	Carried Forward			
	Section No. 4 4 SEAT WATERBORNE TOILET BLOCK Bill No. 5 Roof Coverings			
			R	

Brought Forward			R
<u>NTY Steelworks purpose-made louvre panels fixed to timber purlins including watertight heading joints, necessary sealing strips, fixing accessories etc., pre-painted to match roof sheeting</u>			
Steel triangular louvre, 1600 x 600mm high overall	No	2	
<u>ROOF AND WALL INSULATION</u>			
<u>Similar Approved</u>			
<u>Sisalation "Bubble Foil" aluminium foil binded insulation</u>			
135mm thick Insulation laid over purlins (at approximately 750mm centres), fixed concurrent with sheeting with and including galvanised steel accessories	m2	37	
<p>Carried Forward to Summary of Section No.</p> <p>Section No. 4 4 SEAT WATERBORNE TOILET BLOCK Bill No. 5 Roof Coverings</p>			R

Item No		Quantity	Rate	Amount
	<p><u>BILL NO. 6</u></p> <p><u>CARPENTRY AND JOINERY</u></p> <p><u>PREAMBLES</u></p> <p>NOTE : The tenderer is referred to the relevant clauses in the Model Preambles for Trades (2008 Edition) as issued by the Association of South African Quantity Surveyors before pricing this bill.</p> <p><u>SUPPLEMENTARY PREAMBLES</u></p> <p>Supplementary preamble items described in Bill No. 1, shall equally apply to this bill.</p> <p><u>GENERAL NOTES TO TENDERERS</u></p> <p>General notes, described in Bill No.1, shall equally apply to this Bill.</p> <p><u>Joinery</u></p> <p>Descriptions of frames shall be deemed to include frames, transoms, mullions, rails, etc.</p> <p>Descriptions of hardwood joinery shall be deemed to be fixed with hardened steel nails or shot pins to brickwork or concrete.</p> <p><u>Fixing</u></p> <p>Items described as nailed shall be deemed to be fixed with hardened steel nails or shot pins to brickwork or concrete</p> <p><u>Decorative laminate finish</u></p> <p>Laminate finish shall be glued under pressure. Edge strips shall be butt jointed at junctions with adjacent similar finish</p> <p><u>Timber</u></p> <p>All softwood to be South African Pine</p> <p><u>Descriptions</u></p> <p>Items described as "bolted" shall be deemed to exclude the bolts and include the holes unless otherwise described.</p>			
	Carried Forward		R	
	<p>Section No. 4</p> <p>4 SEAT WATERBORNE TOILET BLOCK</p> <p>Bill No. 6</p> <p>Carpentry and Joinery</p>			

<p style="text-align: center;">Brought Forward</p> <p>Where the fixing of members is not stated it shall mean the nailing of one timber member to another.</p> <p>The term "planted on" shall mean the nailing of one timber member to another</p> <p>The term "screwed on" shall mean the countersunk screwing of one timber member to another.</p> <p>The term "screwed on and pelleted" shall mean the screwing of one timber member to another with the heads of screw sunk and pelleted.</p> <p>The term "plugged" shall mean the countersunk screwing of a timber member to and including plastic plugs in brickwork or concrete.</p> <p>The term "plugged and pelleted" shall mean the screwing of a timber member to and including plastic plugs in brickwork or concrete with heads of screw sunk and pelleted.</p> <p>Shelving, etc. described as screwed to steel must be fixed from underside and prices are to include for countersunk drilling through the steel for screw fixing.</p> <p>Descriptions of floors, ceilings, joinery, etc. shall be deemed to include for all square cutting</p> <p>Descriptions of items given in linear metre shall be deemed to include for mitres, stopped ends, fitted intersections, etc.</p> <p>Descriptions of rounded angles, rebates, grooves, chamfers, moulded edges, etc. shall be deemed to include for angles, ends, etc.</p> <p><u>ROOFS, ETC</u></p>		R	
<p style="text-align: center;">Carried Forward</p> <p>Section No. 4 4 SEAT WATERBORNE TOILET BLOCK Bill No. 6 Carpentry and Joinery</p>		R	

Brought Forward		R
<u>Plate nailed timber roof truss construction</u> <p>The following is applicable in respect of roof trusses:</p> <p>All timber to be sawn softwood in accordance with V4 or M4 as defined in SABS 563 or SABS 1245.</p> <p>Metal connector plates shall have a minimum yield strength of 228 MPa and a minimum ultimate tensile strength of 330 Mpa with hot-dip galvanised finish.</p> <p>All joints to be close fitted butt joints.</p> <p>Trusses shall be designed by a registered supplier of prefabricated trusses who shall issue an Engineers Certificate upon completion of the installation.</p> <p>The dimensions in the descriptions of the trusses are nominal and actual measurements are to be obtained on site before design or fabrication commences.</p> <p>Tenderers must study the roof plan and sections as attached to the back of these bills of quantities and must obtain prices from a qualified and registered roof truss supplier as no claims in this regard will be entertained.</p> <p><u>Roof trusses</u></p> <p>Design, supply, take delivery, temporary store, hoist in position and erect plate nailed timber roof trusses, purlins, gang boarding, temporary and permanent bracing, etc (measured on plan) m2 31</p> <p><u>Sawn softwood</u></p> <p>38 x 114mm Wall plates m 22</p> <p><u>Sundries</u></p> <p>Two coats creosote on sawn timbers m2 8</p> <p><u>Similar Approved</u></p>		
Carried Forward		R
Section No. 4 4 SEAT WATERBORNE TOILET BLOCK Bill No. 6 Carpentry and Joinery		

Brought Forward			R
<u>"Everite FC77" Fascia and badge boards</u>			
4/6/4	15 x 225mm Pressed fibre cement fascia boards, fixed to supports and roof timbers with one brass screw at maximum 750mm centres, including standard aluminium half round cover strips at all joints, as per architect's specification	m	23
4/6/5	15 x 80 x 300mm fibre cement barge board	m	23
<u>DOORS ETC</u>			
<u>44mm thick solid R&F panel meranti timber doors with masonite backing with 15 horizontal slates on both sides hung to steel frames</u>			
4/6/6	914 x 2032mm single door	No	4
<u>WINDOWS</u>			
<u>Similar Approved</u>			
<u>"Nutec" fibre cement window cills</u>			
4/6/7	150mm x 15mm thick fibre cement Window sill set flat and slightly projecting, with window sill lug screwed to underside of sill at 400mm centres, minimum of 75mm from end of window sill and bedded in 1:4 cement sand mortar with plastic slip joints at end of sills at plaster reveals and projecting from finished face of wall, all as per manufacturer's recommendations	m	4
Carried Forward to Summary of Section No.			R
Section No. 4			
4 SEAT WATERBORNE TOILET BLOCK			
Bill No. 6			
Carpentry and Joinery			

Item No		Quantity	Rate	Amount
	<p><u>BILL NO. 7</u></p> <p><u>CEILINGS, PARTITIONS AND ACCESS FLOORING</u></p> <p><u>PREAMBLES</u></p> <p>NOTE : The tenderer is referred to the relevant clauses in the Model Preambles for Trades (2008 Edition) as issued by the Association of South African Quantity Surveyors before pricing this bill.</p> <p><u>SUPPLEMENTARY PREAMBLES</u></p> <p>Supplementary preamble items described in Bill No. 1, shall equally apply to this bill.</p> <p><u>GENERAL NOTES TO TENDERERS</u></p> <p>General notes, described in Bill No.1, shall equally apply to this Bill.</p> <p><u>Fixing</u></p> <p>Items described as "plugged" shall be deemed to include screwing to fibre, plastic or metal plugs at not exceeding 500mm centres, and where described as "bolted", the bolts have been given elsewhere.</p> <p>Items described as "nailed" shall be deemed to be fixed with hardened steel nails or pins, or to be shot-pinned, to brickwork or concrete</p> <p><u>Ceilings & Bulkheads</u></p> <p>Unless otherwise described ceilings shall be deemed to be horizontal</p> <p><u>Steel components</u></p> <p>All steel components for ceilings, partitions, etc are to be galvanised in accordance with SANS 121</p> <p><u>Proprietary suspended ceilings</u></p> <p>Hangers, suspension grids, "lay-in" panels, etc are to be in accordance with the manufacturers' recommendations</p>			
	Carried Forward		R	
	<p>Section No. 4</p> <p>4 SEAT WATERBORNE TOILET BLOCK</p> <p>Bill No. 7</p> <p>Ceilings, Partitions and Access Flooring</p>			

	Brought Forward			R
	Where electrical light fittings, diffusers, panels etc are units of the same dimensions as the suspension grid described and allowance must be made in the rates accordingly for their support inclusive of any flexibility in setting out that may be required (ceiling panels have not been deducted and pricing is to take cognisance thereof)			
	<u>Suspension systems</u>			
	Where suspensions of ceilings require a sub-grid, the tenderer should include in his rates for the sub-grid. The design of the sub-grid support is not specified, the tenderer is to obtain the necessary requirements and recommendations for a safe installation from the board and suspension system manufacturer to the satisfaction of the structural engineer.			
	<u>NAILED UP CEILINGS</u>			
	<u>FIBRE - CEMENT BOARDS</u>			
	<u>Similar Approved</u>			
	<u>6mm "Everite Nutec" Fibre-cement boards, jointed with and including galvanised H-type primed pressed steel jointing strips, including brandering as per architect's specifications</u>			
4/7/1	2400 x 1200mm x 6mm Horizontal ceilings, fixed to and including 38 x 38mm sawn softwood bandering at maximum 400mm centres using 38mm long galvanised nails	m2	14	
	<u>CORNICES</u>			
	<u>Similar Approved</u>			
	<u>"Rhino" plasterboard cornice</u>			
4/7/2	75mm Coved cornice, plugged to brickwork	m	16	
	<u>SUNDRIES</u>			
	<u>Extra over for Trap Doors</u>			
4/7/3	Extra over ceiling for 600 x 600mm trap door of 38 x 50mm wrought softwood rebated framing, with one 38 x 38mm sawn softwood cross brander covered with ceiling board and fitted flush in opening	No	1	
	<u>CEILING INSULATION</u>			
	Carried Forward			R
	Section No. 4 4 SEAT WATERBORNE TOILET BLOCK Bill No. 7 Ceilings, Partitions and Access Flooring			

	Brought Forward			R	
4/7/4	<p><u>Insulation</u></p> <p>125mm thick Glass wool insulation blanket closely fitted and laid on top of ceiling panels, all in strict accordance with the manufacturer's specifications.</p>	m2	14		
<p>Carried Forward to Summary of Section No.</p> <p>Section No. 4 4 SEAT WATERBORNE TOILET BLOCK Bill No. 7 Ceilings, Partitions and Access Flooring</p>					R

Item No		Quantity	Rate	Amount
	<p><u>BILL NO. 8</u></p> <p><u>IRONMONGERY</u></p> <p><u>PREAMBLES</u></p> <p>NOTE : The tenderer is referred to the relevant clauses in the Model Preambles for Trades (2008 Edition) as issued by the Association of South African Quantity Surveyors before pricing this bill.</p> <p><u>SUPPLEMENTARY PREAMBLES</u></p> <p>Supplementary preamble items described in Bill No. 1, shall equally apply to this bill.</p> <p><u>GENERAL NOTES TO TENDERERS</u></p> <p>General notes, described in Bill No.1, shall equally apply to this Bill.</p> <p>Where ironmongery is described as plugged, prices are to include for screwing to and including approved patent plugs in concrete or brickwork with plaster or tiled finish, etc.</p> <p><u>Proprietary items</u></p> <p>Where applicable the manufacturers' names or product catalogue titles are given in sub-headings preceding the items</p> <p>Prices are to be based on the specific products/articles specified. If tenderers wish to offer alternative products/articles for certain items, these items are to be clearly marked and the alternative specification given with supporting brochures etc clarifying the features of the products/articles offered</p> <p>On request returnable samples are to be provided to the principal agent for consideration</p>			
	Carried Forward		R	
	<p>Section No. 4</p> <p>4 SEAT WATERBORNE TOILET BLOCK</p> <p>Bill No. 8</p> <p>Ironmongery</p>			

[illegible]

Item No		Quantity	Rate	Amount
	<p><u>BILL NO. 9</u></p> <p><u>METALWORK</u></p> <p><u>PREAMBLES</u></p> <p>NOTE : The tenderer is referred to the relevant clauses in the Model Preambles for Trades (2008 Edition) as issued by the Association of South African Quantity Surveyors before pricing this bill.</p> <p><u>SUPPLEMENTARY PREAMBLES</u></p> <p>Supplementary preamble items described in Bill No. 1, shall equally apply to this bill.</p> <p><u>GENERAL NOTES TO TENDERERS</u></p> <p>General notes, described in Bill No.1, shall equally apply to this Bill.</p> <p><u>ALUMINIUM</u></p> <p>The contractor is to make due allowance in his prices for complying with the following requirements.</p> <p><u>SPECIFICATIONS</u></p> <p>User Note:</p> <p><u>Glazing</u></p> <p>All Safety glazing material (individual panes) are to conform to all standards as stipulated in SANS 10400 Part N and SANS 10137 and any additional Engineer Specifications or relevant SANS glazing regulations not stipulated in this document. All tenderers are referred to the drawings for the glazing specification.</p> <p><u>Ironmongery</u></p> <p>All rates for windows, shopfronts and doors etc. must include for the supply, taking delivery or/and installation of the ironmongery to be specified.</p> <p><u>Actuators</u></p> <p>All rates for shopfronts with actuators to include for the supply and installation of actuators as specified</p>			
	Carried Forward		R	
	<p>Section No. 4</p> <p>4 SEAT WATERBORNE TOILET BLOCK</p> <p>Bill No. 9</p> <p>Metalwork</p>			

<p style="text-align: right;">Brought Forward</p> <p><u>Scaffolding</u></p> <p>All scaffolding should be provided by the contractor and no claims/ qualifications will be accepted.</p> <p><u>Protection</u></p> <p>With this tender, the glazing sub-contractor must supply a statement concerning protection that will be provided to finishes and components until Practical Completion. This to include specific references to the method of removal of such protection. All tenderers to include cost of protection in tender price.</p> <p><u>Installation</u></p> <p>All measurements to be checked on site prior to ordering and manufacturing.</p> <p>Aluminium sections and shop drawings to be accepted by Architect prior to manufacturing.</p> <p>Allow for water and weather proof polysulphide sealant to approved specifications all around frame junctions to plaster and other materials.</p> <p><u>Profiles</u></p> <p>Tenderers to provide typical details of proposed aluminium section to be used in the design.</p> <p><u>Structural Silicone</u></p> <p>Tenderers to allow a 10 year guarantee on all powdercoating.</p> <p><u>Preliminary and Shop Drawings:</u></p> <p>The contractor shall submit preliminary design drawings showing basic system sections for the Architect's approval.</p> <p>After approval and prior to fabrication detailed shop drawings shall be prepared and submitted to the Architect for approval.</p>		R	
<p style="text-align: right;">Carried Forward</p> <p>Section No. 4 4 SEAT WATERBORNE TOILET BLOCK Bill No. 9 Metalwork</p>		R	

	<p style="text-align: center;">Brought Forward</p> <p><u>Fixing:</u></p> <p>The contractor is to take special note of all fixing details of all aluminium elements and must allow in his price for properly securing the aluminium sections to the structure with and including all necessary steel brackets, rails, timber grounds and sub-frames, including all necessary holing and bolting, etc. This fixing is to be adequately spaced and securely fixed to ensure total stiffness of the door frames, windows, etc. as no sagging causing improper functioning of the windows and doors will be accepted.</p> <p><u>Deflection of structure:</u></p> <p>The contractor is advised to make adequate provision for the design deflection of the structure.</p> <p><u>Tolerances:</u></p> <p>Sizes are approximate only and measurements on site must be taken before fabrication. Due allowance must be made for tolerances in accordance with the Architect's details.</p> <p><u>Protection:</u></p> <p>The contractor will be required to protect his work during the course of construction, which protection shall be adequate for the purpose and to the full approval of the Architect.</p> <p>Such protection shall only be removed after a written instruction from the Architect.</p> <p><u>Cleaning:</u></p> <p>All work must be cleaned down upon completion. Glazing as installed will not be accepted as clean glass and the contractor must allow for polishing glass as and when instructed by the Architect.</p> <p>Note: All windows and doors should be read in conjunction with window and door schedules</p> <p><u>PRESSED STEEL DOOR FRAMES</u></p> <p><u>1.2mm thick Single rebated frame suitable for one brick walls, complete with lugs and base ties, with red oxide primer factory finish by manufacturer</u></p>			R	
4/9/1	<p>914 x 2032mm single door</p> <p style="text-align: right;">Carried Forward</p> <p>Section No. 4 4 SEAT WATERBORNE TOILET BLOCK Bill No. 9 Metalwork</p>	No	4	R	

[illegible]

BILL NO. 10

PLASTERING

PREAMBLES

NOTE : The tenderer is referred to the relevant clauses in the Model Preambles for Trades (2008 Edition) as issued by the Association of South African Quantity Surveyors before pricing this bill.

SUPPLEMENTARY PREAMBLES

Supplementary preamble items described in Bill No. 1, shall equally apply to this bill.

GENERAL NOTES TO TENDERERS

General notes, described in Bill No.1, shall equally apply to this Bill.

SCREEDS

1:4 Cement sand screed on concrete, worked down to a true and even surface with a steel trowel

4/10/1	30mm Thick on floors and landings	m2	33
4/10/2	30mm Thick to falls and currents	m2	3

INTERNAL PLASTER

One coat smooth 1:5 cement sand plaster on brickwork to receive finish

4/10/3	On brick walls	m2	115
4/10/4	On narrow widths	m2	12

CORNER PROTECTORS, DIVIDING STRIPS, ETC

4/10/5	Aluminium straight edge M-trim suitable for under-screed fixing in vinyl/ceramic, etc. installed as per manufactures recommendation and specification.	m	2
--------	--	---	---

Carried Forward to Summary of Section No.

Section No. 4
4 SEAT WATERBORNE TOILET BLOCK
Bill No. 10
Plastering

Item No		Quantity	Rate	Amount
	<p><u>BILL NO. 11</u></p> <p><u>TILING</u></p> <p><u>PREAMBLES</u></p> <p>NOTE : The tenderer is referred to the relevant clauses in the Model Preambles for Trades (2008 Edition) as issued by the Association of South African Quantity Surveyors before pricing this bill.</p> <p><u>SUPPLEMENTARY PREAMBLES</u></p> <p>Supplementary preamble items described in Bill No. 1, shall equally apply to this Bill.</p> <p><u>Pricing</u></p> <p>Prices are to included for the following: Cutting, handling, labour, adhesive etc.</p> <p><u>Fixing</u></p> <p>Tiling described as "fixed with adhesive on power floated concrete" shall be deemed to include for approved tiling key-coat.</p> <p>Ceramic, porcelain, marble and granite tiles are to be fixed, grouted and pointed with suitable adhesives and grouts, as recommended by the Architect. Costs are hereby deemed to include the cost of this requirement.</p> <p>Payment for work that is deemed measurable, in respect of the conditions of contract, and which comprises cutting, leaving, or forming, rectangular holes and notches through tiling is hereby deemed to apply only to holes and notches that do not exceed 600mm girth. Those exceeding 600mm in girth are hereby deemed to be "square cutting", which is hereby deemed to be part of the work description for that type of tiling and is not measurable as a separate item of work.</p> <p><u>Wastage</u></p> <p>Tile wastage in excess of 10% will be for the tenderer's account.</p> <p><u>GENERAL NOTES TO TENDERERS</u></p> <p>General notes, described in Bill No. 1, shall equally apply to this Bill.</p>			
	Carried Forward		R	
	<p>Section No. 4</p> <p>4 SEAT WATERBORNE TOILET BLOCK</p> <p>Bill No. 11</p> <p>Tiling</p>			

	Brought Forward			R	
	<u>Note</u>				
	All scaffolding should be provided by the contractor and no claims/qualifications will be accepted.				
	<u>WALL TILING</u>				
	<u>150 x 150 x 6mm ceramic tiles (PC allowance of R 120.00/m2 excludes V.A.T. but includes delivery to site), includes waste, laying, supply and fixing with an approved adhesive and jointing white grout all as per manufacturers specifications</u>				
4/11/1	Plastered walls	m2	62		
4/11/2	On narrow widths	m2	6		
4/11/3	Splash backs	m2	1		
	<u>FLOOR TILING</u>				
	<u>420 x 420 x 11.5mm Thick non-slip ceramic tiles (P.C allowance of R 200.00/m2 excludes V.A.T. but includes delivery to site), includes waste, laying, supply and fixing with an approved adhesive and jointing in waterproof cementitious grout</u>				
4/11/4	On floors	m2	37		
4/11/5	75mm high skirting	m	81		
	<u>300 x 300 x 11.5mm Thick Porcelain tiles (P.C allowance of R 210.00/m2 excludes V.A.T. but includes delivery to site), includes waste, laying, supply and fixing with an approved adhesive with flush painted with tinted waterproof jointing and grout to match tile</u>				
	<u>ATTIC STOCK</u>				
4/11/6	150 x 150 x 6mm ceramic tiles(PC allowance of R 120.00/m2 excludes V.A.T. but includes delivery to site)	m2	6		
4/11/7	420 x 420 x 8mm Thick non-slip ceramic tiles (P.C allowance of R 200.00/m2 excludes V.A.T. but includes delivery to site)	m2	4		
	Carried Forward to Summary of Section No.			R	
	Section No. 4				
	4 SEAT WATERBORNE TOILET BLOCK				
	Bill No. 11				
	Tiling				

Item No		Quantity	Rate	Amount
	<p><u>BILL NO. 12</u></p> <p><u>PLUMBING AND DRAINAGE (PROVISIONAL)</u></p> <p><u>PREAMBLES</u></p> <p>NOTE : The tenderer is referred to the relevant clauses in the Model Preambles for Trades (2008 Edition) as issued by the Association of South African Quantity Surveyors before pricing this bill.</p> <p><u>SUPPLEMENTARY PREAMBLES</u></p> <p>Supplementary preamble items described in Bill No. 1, shall equally apply to this bill.</p> <p><u>uPVC pipes and fittings:</u></p> <p>Sewer and drainage pipes and fittings shall be jointed and sealed with butyl rubber rings</p> <p><u>uPVC pressure pipes and fittings:</u></p> <p>Pipes for water supply shall be of the class stated</p> <p><u>Excavations:</u></p> <p>No claim for excavation in material other than "earth" will be entertained unless the contractor has timeously notified the quantity surveyor thereof prior to backfilling, and has obtained, in writing , authorised classification thereof.</p> <p>"Intermediate material" and " hard rock" shall be as defined in "Earthworks".</p> <p>Quantities of all excavations, carting away excavated material and backfilling are calculated on the nett extent to be formed, or filled, in accordance with drawings and specifications, and the Contractor is to allow in his prices for any bulking.</p> <p>Classes of excavation shall be as S.A.B.S 1200D clause 3.1.2.</p> <p><u>Laying, backfilling, bedding, etc., of pipes:</u></p> <p>Pipes shall be laid and bedded, and trenches shall be carefully backfilled, in accordance with the specific instructions</p>			
	Carried Forward		R	
	<p>Section No. 4</p> <p>4 SEAT WATERBORNE TOILET BLOCK</p> <p>Bill No. 12</p> <p>Plumbing and Drainage</p>			

Brought Forward			R
<u>GENERAL NOTES TO TENDERERS</u>			
General notes, described in Bill No.1, shall equally apply to this Bill.			
<u>RAINWATER GOODS</u>			
<u>Similar Approved</u>			
<u>Gutters</u>			
4/12/1	100 x 100 x 0.6mm thick Ogee profile eaves gutter aluminium box gutter, fixed with and including fixing clips to fascia boards	m	23
4/12/2	Extra over eaves gutter for stopped end	No	8
4/12/3	Extra over eaves gutter for corner	No	17
4/12/4	Extra over eaves gutter for outlet	No	4
<u>Rainwater downpipes</u>			
4/12/5	100mm diameter x 0.6mm thick rainwater downpipe with Chromadek finish (Colour: TBC), fixed with and including brackets to wall face, with brackets spaced as per manufacturer's recommendations, and with downpipes spaced as per engineer's specification	m	14
4/12/6	Extra over downpipe for offset	No	8
4/12/7	Extra over downpipe for shoe	No	4
<u>SANITARY FITTINGS</u>			
Refer to sanitary schedule drawing for full description of abbreviations			
<u>WASH HAND BASINS</u>			
<u>Similar Approved</u>			
<u>Vaal Sanitaryware "Hibiscus" vitreous china basin with three semi-punched holes tap holes, including integrated overflow, including chain stay hole through the centre semi-punched tap hole, supplied with plug and chain, hung to walls (PC allowance of R450.00/no excludes V.A.T. but includes delivery to site), includes waste, supply and fixing</u>			
4/12/8	WHB, installed complete	No	4
<u>WATER CLOSET</u>			
Carried Forward			R
Section No. 4 4 SEAT WATERBORNE TOILET BLOCK Bill No. 12 Plumbing and Drainage			

[illegible]

Item No		Quantity	Rate	Amount
	<u>BILL NO. 13</u> <u>GLAZING</u> <u>PREAMBLES</u> <p>NOTE : The tenderer is referred to the relevant clauses in the Model Preambles for Trades (2008 Edition) as issued by the Association of South African Quantity Surveyors before pricing this bill.</p> <u>SUPPLEMENTARY PREAMBLES</u> <p>Supplementary preamble items described in Bill No. 1, shall equally apply to this Bill.</p> <u>GENERAL NOTES TO TENDERERS</u> <p>General notes, described in Bill No. 1, shall equally apply to this Bill.</p> <p><u>Note:</u></p> <p>All glazing to comply with SABS 1263 Part 3:1998. Light and ventilation to comply with Part O if NBR 0400</p> <u>GLASS TO STEEL WITH PUTTY</u> <u>5mm clear floated glass fixed glazing putty</u>			
4/13/1	Panes not exceeding 0.1m2 <u>6mm obscure floated glass fixed glazing putty</u> <u>TOPS, SHELVES, DOORS, MIRROR ETC</u> <u>6mm Polished plate float glass mirrors with square polished edges plugged with chrome plated detachable screws or similarly approved</u>	m2	4	
4/13/2	Mirror 400 x 600 mm high	No	4	
	<p align="center">Carried Forward to Summary of Section No.</p> <p>Section No. 4 4 SEAT WATERBORNE TOILET BLOCK Bill No. 13 Glazing</p>		R	

Item No		Quantity	Rate	Amount
	<u>BILL NO. 14</u> <u>PAINTWORK</u> <u>PREAMBLES</u> NOTE : The tenderer is referred to the relevant clauses in the Model Preambles for Trades (2008 Edition) as issued by the Association of South African Quantity Surveyors before pricing this bill. <u>SUPPLEMENTARY PREAMBLES</u> Supplementary preamble items described in Bill No. 1, shall equally apply to this Bill. <u>GENERAL NOTES TO TENDERERS</u> General notes, described in Bill No. 1, shall equally apply to this Bill. <u>PAINTWORK ETC TO NEW WORK</u> <u>FIBRE CEMENT</u> <u>Prepare and apply one coat universal undercoat and two coats Super Acrylic PVA paint or similar approved, colour to be confirmed by architect</u> 4/14/1 On internal ceilings and cornices m2 16 4/14/2 Fibre cement fascias boards not exceeding 300mm high or wide painted on both side m 46 <u>Prepare and apply one coat alkali resistant sealer and two coats mat enamel paint, colour to be confirmed by architect</u> 4/14/3 Fiber cement window sill not exceeding 300mm high or wide m 4 <u>FLOATED PLASTER INTERNAL WALLS</u> <u>Prepare and apply one coat merit universal undercoat and two coats Super Acrylic PVA paint or similar approved, colour to be confirmed by architect</u> 4/14/4 Plastered walls m2 115 <u>METAL SURFACES</u>			
	Carried Forward		R	
	Section No. 4 4 SEAT WATERBORNE TOILET BLOCK Bill No. 14 Paintwork			

**LIMPOPO DEPARTMENT OF EDUCATION
UPGRADES AND ADDITIONS AT
DIKOLOI SECONDARY SCHOOL**

Brought Forward			R
<u>Prepare and apply one coat Duraphos, one coat universal under coat and two coats gloss enamel paint, colour to be confirmed by architect</u>			
On window frames	m2	4	
On door frames	m2	5	
On gutters	m	23	
On downpipes	m	14	
<u>WOOD</u>			
<u>Prepare and apply one coat universal undercoat and two coats acrylic PVA, colour to be confirmed by architect</u>			
On door	m2	15	
<p style="text-align: right;">Carried Forward to Summary of Section No.</p>			R
Section No. 4 4 SEAT WATERBORNE TOILET BLOCK Bill No. 14 Paintwork			

**LIMPOPO DEPARTMENT OF EDUCATION
UPGRADES AND ADDITIONS AT
DIKOLOI SECONDARY SCHOOL**

Bill No	SECTION SUMMARY	Page No	Amount
4/1	Earthworks	4/3	
4/2	Concrete, Formwork and Reinforcement	4/7	
4/3	Masonry	4/10	
4/4	Waterproofing	4/11	
4/5	Roof Coverings	4/13	
4/6	Carpentry and Joinery	4/17	
4/7	Ceilings, Partitions and Access Flooring	4/20	
4/8	Ironmongery	4/22	
4/9	Metalwork	4/26	
4/10	Plastering	4/27	
4/11	Tiling	4/29	
4/12	Plumbing and Drainage	4/32	
4/13	Glazing	4/33	
4/14	Paintwork	4/35	
<p style="text-align: right;">Carried to Final Summary</p> <p>Section No. 4 4 SEAT WATERBORNE TOILET BLOCK</p>			

Item No		Quantity	Rate	Amount
	<p><u>SECTION NO. 5</u></p> <p><u>BILL NO. 1</u></p> <p><u>DEMOLITIONS AND ALTERATIONS</u></p> <p><u>PREAMBLES</u></p> <p>NOTE : The tenderer is referred to the relevant clauses in the Model Preambles for Trades (2008 Edition) as issued by the Association of South African Quantity Surveyors before pricing this bill.</p> <p><u>SUPPLEMENTARY PREAMBLES</u></p> <p><u>Subterranean water</u></p> <p>No subterranean water is expected</p> <p><u>Excavation for working space in rock</u></p> <p>Notwithstanding clause 11 page 8 of the Standard System of Measuring Building Work, excavation for working space in rock will be measured in cubic metres to the extent executed and given as "extra over" bulk excavation or trench and hole excavation as the case may be</p> <p><u>Carting away of excavated material</u></p> <p>Descriptions of carting away of excavated material shall be deemed to include loading excavated material onto trucks directly from the excavations or, alternatively, from stock piles situated on the building site</p> <p><u>Filling</u></p> <p>Notwithstanding the reference to prescribed multiple handling in clause 1 page 6 of the Standard System of Measuring Building Work, prices for filling and backfilling shall include for all selection and any necessary multiple handling of material</p> <p>_____</p> <p><u>Testing</u></p> <p><i>Prices for filling are to include for all necessary density tests in accordance with SABS 1200D</i></p>			
	<p style="text-align: right;">Carried Forward</p> <p>Section No. 5 DEMOLISH (10 PIT TOILETS) AND RENOVATE (10 CLA Bill No. 1 Demolitions and Alterations</p>		R	

<p style="text-align: right;">Brought Forward</p> <p><u>Existing structures</u></p> <p>In taking down and removing existing work, the utmost care shall be taken to prevent any structural or other damage to the remaining portions on the building and the Contractor shall provide all shoring, needling, strutting, etc. to ensure the stability of all structures during the alteration work, Any damage to the structure and/or building as well as the rectification of same will be for the contractor's account</p> <p><u>Services</u></p> <p>Special care shall be exercised during the progress of the work to ensure that electrical installation, water supply pipes, telephone and other services which may be encountered are not interfered with and notice shall be given to the Representative/Agent if any disconnection or alterations become necessary.</p> <p><u>Dust and noise</u></p> <p>The Contractor is to take all necessary precautions to the satisfaction of the Representative/Agent to prevent any nuisance from the dust and /or noise whilst carrying out the work.</p> <p><u>Disposal of debris</u></p> <p>The Contractor shall be responsible for the removal from site of all materials, debris and rubbish resulting from the work which removal is deemed to be included in the rates unless otherwise stated.</p> <p>Rates for taking out and removing doors and frames shall include for removing door stops, cabin hooks, etc and making good floor and wall finishes to match existing</p> <p>Making good of finishes shall include making good of the brick and concrete surfaces onto which the new finishes are applied, where necessary</p> <p><u>Temporary support to openings through existing walls</u></p> <p>Making openings, altering openings in existing walls and removing lintels above existing openings shall be done with the utmost care to prevent any structural damage. All necessary supports, propping, shoring, needling, strutting, turning pieces, etc. to walls openings is deemed to be included in the contractor's rates.</p>		R	
<p style="text-align: right;">Carried Forward</p> <p>Section No. 5 DEMOLISH (10 PIT TOILETS) AND RENOVATE (10 CLA Bill No. 1 Demolitions and Alterations</p>		R	

<p style="text-align: right;">Brought Forward</p> <p><u>Electrical and Mechanical</u></p> <p>Where items include for taking down electrical and mechanical fittings the disconnection and making safe electrically is deemed to be included.</p> <p><u>GENERAL NOTES TO TENDERERS</u></p> <p>Tenderers are to inspect the drawings issued with these Bills of Quantities and to satisfy themselves with the nature and the requirements of the Contract works. Failure to do so will be the complete responsibility of the Tenderer and no claims whatsoever will be entertained in this regard.</p> <p>Tenderers are to read the descriptions, which are intended as a means of identifying various facets of the work, in conjunction with the drawings. Tenderers shall allow for all costs in connection with the various items taking full cognisance of both the drawings and the Bills of Quantities.</p> <p>Tenderers shall notify the Quantity Surveyor in writing of any discrepancies encountered upon which clarification will be given by the Quantity Surveyor in writing to the Tenderer. Failure to do so will be the complete responsibility of the Tenderer and no claims whatsoever will be entertained in this regard</p> <p>Tenderers are to note that setting out of the works will be the complete responsibility of the Tenderer and they should therefore acquaint themselves with the site boundaries, site co-ordinates, datum levels etc. Failure to do so will be the complete responsibility of the Tenderer and no claims whatsoever will be entertained in this regard.</p> <p>Tenderers are to note that all items with ZERO quantities are Rate Only items and should be priced as such.</p> <p>Tenderers are to note that there might be specified suppliers to be used for certain trades as per the annexure to this tender document. Tenderers should familiarise themselves with the suppliers on the list and ensure to allow for accordingly. Failure to do so will be the complete responsibility of the Tenderer and no claims whatsoever will be entertained in this regard.</p> <p style="text-align: right;">Carried Forward</p> <p>Section No. 5 DEMOLISH (10 PIT TOILETS) AND RENOVATE (10 CLA Bill No. 1 Demolitions and Alterations</p>		R	
		R	

**LIMPOPO DEPARTMENT OF EDUCATION
UPGRADES AND ADDITIONS AT
DIKOLOI SECONDARY SCHOOL**

	Brought Forward			R	
	Tenderers are to fully acquaint themselves with the construction period and shall allow for any night shift if required. Failure to do so will be the complete responsibility of the Tenderer and no claims whatsoever will be entertained in this regard.				
	<u>REMOVAL OF EXISTING WORK</u>				
	<u>Demolitions of existing structures all complete</u>				
5/1/1	Pit toilets comprising of concrete surface bed and roof coverings on timber trusses etc, all complete	m2	213		
	<u>Demolish and/or breaking up and removing concrete work</u>				
5/1/2	100mm thick concrete aprons	m2	407		
	<u>Taking down and removing roofs, floors, panelling, ceilings, partitions, tc</u>				
5/1/3	Suspended plasterboard ceilings including suspension grid, hangers, etc	m2	683		
5/1/4	Timber trusses and purlins	m2	1 085		
5/1/5	Corrugated roof sheeting	m2	1 085		
	<u>Taking out and removing glass and mirrors</u>				
5/1/6	Glass from steel windows including cleaning out rebates and preparing for new glass	m2	24		
	<u>Hacking up/off and removing brick / concrete paving, screeds, etc</u>				
5/1/7	25mm thick concrete screed	m2	599		
	<u>Taking out and removing doors, windows, etc including making good frame (paintwork measured elsewhere)</u>				
5/1/8	Timber single door, size 813mm x 2032mm high	No	20		
	<u>Taking out and removing ironmongery</u>				
5/1/9	Remove green chalk board size 4880mm x 1260mm high and make good plaster	No	10		
5/1/10	Remove pinning boards size 1500mm x 600mm high and make good	No	10		
	Carried Forward			R	
	Section No. 5 DEMOLISH (10 PIT TOILETS) AND RENOVATE (10 CLA Bill No. 1 Demolitions and Alterations				

**LIMPOPO DEPARTMENT OF EDUCATION
UPGRADES AND ADDITIONS AT
DIKOLOI SECONDARY SCHOOL**

	Brought Forward			R	
5/1/11	Remove brass sliding stays, peg stay, handles window ironmongery	No	121		
	<u>Taking out and removing piping, sanitary fittings, etc including disconnecting piping from fittings and making good floor and wall finishes (making good tiling and paintwork elsewhere)</u>				
5/1/12	Remove and make good: vitreous china wash hand basin	No	10		
5/1/13	Remove and make good: water closet with cistern	No	19		
5/1/14	Galvanised rainwater goods downpipes	m	72		
5/1/15	Steel gutters	m	365		
5/1/16	Security gate size 813 x 2023mm high including framing bolted to brickwork and making good mortar joints between face brickwork	No	10		
	<u>Repairing cracks</u>				
5/1/17	On plastered brick walls	m2	136		
	<u>MAKING GOOD OF FINISHES ETC</u>				
	<u>Making good screed</u>				
5/1/18	Floors in patches	m2	599		
	<u>Making good plaster</u>				
5/1/19	Wall plaster in patches	m2	91		
	<u>Face Bricks</u>				
5/1/20	Clean and treat face-bricks with approved oxidation preventative solution	m2	1 213		
Carried Forward to Summary of Section No.				R	
Section No. 5					
DEMOLISH (10 PIT TOILETS) AND RENOVATE (10 CLA					
Bill No. 1					
Demolitions and Alterations					

Item No		Quantity	Rate	Amount
	<p><u>BILL NO. 2</u></p> <p><u>CONCRETE, FORMWORK AND REINFORCEMENT</u></p> <p><u>PREAMBLES</u></p> <p>NOTE : The tenderer is referred to the relevant clauses in the Model Preambles for Trades (2008 Edition) as issued by the Association of South African Quantity Surveyors before pricing this bill.</p> <p><u>SUPPLEMENTARY PREAMBLES</u></p> <p>Supplementary preamble items described in Bill No. 1, shall equally apply to this Bill.</p> <p><u>Cost of tests</u></p> <p>The costs of making, storing and testing of concrete test cubes as required under clause 7, "Tests" of SANS 1200 G, shall include the cost of providing cube moulds necessary for the purpose, for testing costs and for submitting reports on the tests to the principal agent. The testing shall be undertaken by an independent firm or institution nominated by the contractor to the approval of the principal agent. (Test cubes are measured separately)</p> <p><u>Formwork</u></p> <p>Descriptions of formwork shall be deemed to include use and waste only (except where described as "left in" or "permanent"), for fitting together in the required forms, wedging, plumbing and fixing to true angles and surfaces as necessary to ensure easy release during stripping and for reconditioning as necessary before re-use. The vertical strutting shall be carried down to such construction as is sufficiently strong to afford the required support without damage and shall remain in position until the newly constructed work is able to support itself.</p> <p>Formwork to soffits of solid slabs, etc. shall be deemed to be to slabs not exceeding 250mm thick unless otherwise described. Formwork to soffits of slabs, beams, etc. shall be deemed to be propped up exceeding 1,5m and not exceeding 3,5m high unless otherwise described.</p>			
	Carried Forward			
	<p>Section No. 5 DEMOLISH (10 PIT TOILETS) AND RENOVATE (10 CLA Bill No. 2 Concrete, Formwork and Reinforcement</p>			

R

	<p style="text-align: center;">Brought Forward</p> <p>Formwork to sides of bases, pile caps, ground beams, etc. will only be measured where it is prescribed by the engineer for design reasons. Formwork necessitated by irregularity or collapse of excavated faces will not be measured and the cost thereof shall be deemed to be included in the allowance for taking the risk of collapse of the sides of the excavations, provision for which is made in "Earthworks".</p> <p>The Tenderer is to note that for the "off-shutter" concrete finish shall be in accordance with the architectural specification 616 CON-140: Smooth + fair finish:-</p> <ul style="list-style-type: none"> · Degree of accuracy: I · Finish: Smooth and even · Form facing material to produce a smooth, hard, uniform texture on the concrete · Steel faced formwork. Joints grout-tight. · Panels shall be as large as practicable and arranged in a regular pattern as a feature of the surface · Formwork tie holes: to the approval of the architect · Repair imperfections: not allowed. Tie bolt holes shall be patched · Not permitted: blowholes, small fins, bulges, irregularities, voids, honeycombing, segregation and other large defects. · Concrete surfaces: No further treatment to form a smooth finish of uniform texture, appearance and colour <p>Structural Concrete</p> <p>Tenderers are referred to the Structural Engineer's - Standard Specifications which should be read before pricing this trade in particular, but also the other trades. The use of extenders, fly-ash, etc. are clearly described on this drawing.</p> <p><u>GENERAL NOTES TO TENDERERS</u></p> <p>General notes, described in Bill No.1, shall equally apply to this Bill.</p> <p><u>REINFORCED CONCRETE CAST IN FORMWORK</u></p> <p><u>20Mpa/19mm concrete</u></p>			R	
5/2/1	Concrete Apron cast to fall etc,	m3	41		
	<p style="text-align: center;">Carried Forward to Summary of Section No.</p> <p>Section No. 5 DEMOLISH (10 PIT TOILETS) AND RENOVATE (10 CLA Bill No. 2 Concrete, Formwork and Reinforcement</p>			R	

Item No		Quantity	Rate	Amount
	<p><u>BILL NO. 3</u></p> <p><u>ROOF COVERINGS</u></p> <p><u>PREAMBLES</u></p> <p>NOTE : The tenderer is referred to the relevant clauses in the Model Preambles for Trades (2008 Edition) as issued by the Association of South African Quantity Surveyors before pricing this bill.</p> <p><u>SUPPLEMENTARY PREAMBLES</u></p> <p>Supplementary preamble items described in Bill No. 1, shall equally apply to this bill.</p> <p><u>GENERAL NOTES TO TENDERERS</u></p> <p>General notes, described in Bill No.1, shall equally apply to this Bill.</p> <p><u>ROOF SHEETING</u></p> <p><u>Similar Approved</u></p> <p><u>0.6mm thick "Brownbuilt Klip-lok light Industrial" galvanised troughed roof sheeting with "Chromadek - Traffic Green" finish on one side, and 0.6mm galvanised steel accessories fixed to timber purlins or rails fixed in strict accordance to the manufacturer's instructions and fixed by an approved erector. A written and approved five (5) year guarantee of water-tightness shall be issued after approval of roofs by the manufacturer</u></p>			
5/3/1	Roof sheeting pitch not exceeding 25 degrees	m2	1 138	
	<p style="text-align: right;">Carried Forward to Summary of Section No.</p> <p>Section No. 5 DEMOLISH (10 PIT TOILETS) AND RENOVATE (10 CLA Bill No. 3 Roof Coverings</p>			

R

Item No		Quantity	Rate	Amount
	<p><u>BILL NO. 4</u></p> <p><u>CARPENTRY AND JOINERY</u></p> <p><u>PREAMBLES</u></p> <p>NOTE : The tenderer is referred to the relevant clauses in the Model Preambles for Trades (2008 Edition) as issued by the Association of South African Quantity Surveyors before pricing this bill.</p> <p><u>SUPPLEMENTARY PREAMBLES</u></p> <p>Supplementary preamble items described in Bill No. 1, shall equally apply to this bill.</p> <p><u>GENERAL NOTES TO TENDERERS</u></p> <p>General notes, described in Bill No.1, shall equally apply to this Bill.</p> <p><u>Joinery</u></p> <p>Descriptions of frames shall be deemed to include frames, transoms, mullions, rails, etc.</p> <p>Descriptions of hardwood joinery shall be deemed to be fixed with hardened steel nails or shot pins to brickwork or concrete.</p> <p><u>Fixing</u></p> <p>Items described as nailed shall be deemed to be fixed with hardened steel nails or shot pins to brickwork or concrete</p> <p><u>Decorative laminate finish</u></p> <p>Laminate finish shall be glued under pressure. Edge strips shall be butt jointed at junctions with adjacent similar finish</p> <p><u>Timber</u></p> <p>All softwood to be South African Pine</p> <p><u>Descriptions</u></p> <p>Items described as "bolted" shall be deemed to exclude the bolts and include the holes unless otherwise described.</p> <p style="text-align: right;">Carried Forward</p> <p>Section No. 5 DEMOLISH (10 PIT TOILETS) AND RENOVATE (10 CLA Bill No. 4 Carpentry and Joinery</p>			
			R	

<p style="text-align: center;">Brought Forward</p> <p>Where the fixing of members is not stated it shall mean the nailing of one timber member to another.</p> <p>The term "planted on" shall mean the nailing of one timber member to another</p> <p>The term "screwed on" shall mean the countersunk screwing of one timber member to another.</p> <p>The term "screwed on and pelleted" shall mean the screwing of one timber member to another with the heads of screw sunk and pelleted.</p> <p>The term "plugged" shall mean the countersunk screwing of a timber member to and including plastic plugs in brickwork or concrete.</p> <p>The term "plugged and pelleted" shall mean the screwing of a timber member to and including plastic plugs in brickwork or concrete with heads of screw sunk and pelleted.</p> <p>Shelving, etc. described as screwed to steel must be fixed from underside and prices are to include for countersunk drilling through the steel for screw fixing.</p> <p>Descriptions of floors, ceilings, joinery, etc. shall be deemed to include for all square cutting</p> <p>Descriptions of items given in linear metre shall be deemed to include for mitres, stopped ends, fitted intersections, etc.</p> <p>Descriptions of rounded angles, rebates, grooves, chamfers, moulded edges, etc. shall be deemed to include for angles, ends, etc.</p> <p><u>ROOFS, ETC</u></p>		R	
<p style="text-align: center;">Carried Forward</p> <p>Section No. 5 DEMOLISH (10 PIT TOILETS) AND RENOVATE (10 CLA Bill No. 4 Carpentry and Joinery</p>		R	

	Brought Forward			R
	<p><u>Plate nailed timber roof truss construction</u></p> <p>The following is applicable in respect of roof trusses:</p> <p>All timber to be sawn softwood in accordance with V4 or M4 as defined in SABS 563 or SABS 1245.</p> <p>Metal connector plates shall have a minimum yield strength of 228 MPa and a minimum ultimate tensile strength of 330 Mpa with hot-dip galvanised finish.</p> <p>All joints to be close fitted butt joints.</p> <p>Trusses shall be designed by a registered supplier of prefabricated trusses who shall issue an Engineers Certificate upon completion of the installation.</p> <p>The dimensions in the descriptions of the trusses are nominal and actual measurements are to be obtained on site before design or fabrication commences.</p> <p>Tenderers must study the roof plan and sections as attached to the back of these bills of quantities and must obtain prices from a qualified and registered roof truss supplier as no claims in this regard will be entertained.</p> <p><u>Roof trusses</u></p>			
5/4/1	Design, supply, take delivery, temporary store, hoist in position and erect plate nailed timber roof trusses, purlins, gang boarding, temporary and permanent bracing, etc (measured on plan)	m2	1 138	
	<u>Sawn softwood</u>			
5/4/2	38 x 114mm Wall plates	m	404	
	<u>Sundries</u>			
	<u>Similar Approved</u>			
	Carried Forward			R
	Section No. 5 DEMOLISH (10 PIT TOILETS) AND RENOVATE (10 CLA Bill No. 4 Carpentry and Joinery			

[illegible]

Item No		Quantity	Rate	Amount
	<p><u>BILL NO. 5</u></p> <p><u>CEILINGS, PARTITIONS AND ACCESS FLOORING</u></p> <p><u>PREAMBLES</u></p> <p>NOTE : The tenderer is referred to the relevant clauses in the Model Preambles for Trades (2008 Edition) as issued by the Association of South African Quantity Surveyors before pricing this bill.</p> <p><u>SUPPLEMENTARY PREAMBLES</u></p> <p>Supplementary preamble items described in Bill No. 1, shall equally apply to this bill.</p> <p><u>GENERAL NOTES TO TENDERERS</u></p> <p>General notes, described in Bill No.1, shall equally apply to this Bill.</p> <p><u>Fixing</u></p> <p>Items described as "plugged" shall be deemed to include screwing to fibre, plastic or metal plugs at not exceeding 500mm centres, and where described as "bolted", the bolts have been given elsewhere.</p> <p>Items described as "nailed" shall be deemed to be fixed with hardened steel nails or pins, or to be shot-pinned, to brickwork or concrete</p> <p><u>Ceilings & Bulkheads</u></p> <p>Unless otherwise described ceilings shall be deemed to be horizontal</p> <p><u>Steel components</u></p> <p>All steel components for ceilings, partitions, etc are to be galvanised in accordance with SANS 121</p> <p><u>Proprietary suspended ceilings</u></p> <p>Hangers, suspension grids, "lay-in" panels, etc are to be in accordance with the manufacturers' recommendations</p>			
	Carried Forward		R	
	<p>Section No. 5 DEMOLISH (10 PIT TOILETS) AND RENOVATE (10 CLA Bill No. 5 Ceilings, Partitions and Access Flooring</p>			

Brought Forward

Suspension systems

NAILED UP CEILINGS

FIBRE - CEMENT BOARDS

Similar Approved

5/5/1	2400 x 1200mm x 6mm Horizontal ceilings, fixed to and including 38 x 38mm sawn softwood branderling at maximum 400mm centres using 38mm long galvanised nails
-------	---

m2

993

CORNICES

Similar Approved

"Rhino" plasterboard cornice

5/5/2	75mm Coved cornice, plugged to brickwork
-------	--

m

80

SUNDRIES

Extra over for Trap Doors

5/5/3	Extra over ceiling for 600 x 600mm trap door of 38 x 50mm wrought softwood rebated framing, with one 38 x 38mm sawn softwood cross brander covered with ceiling board and fitted flush in opening
-------	---

No

15

CEILING INSULATION

Carried Forward

Section No. 5
DEMOLISH (10 PIT TOILETS) AND RENOVATE (10 CLA
Bill No. 5
Ceilings, Partitions and Access Flooring

	Brought Forward			R	
5/5/4	<u>Insulation</u> 125mm thick Glass wool insulation blanket closely fitted and laid on top of ceiling panels, all in strict accordance with the manufacturer's specifications.	m2	683		
Carried Forward to Summary of Section No. Section No. 5 DEMOLISH (10 PIT TOILETS) AND RENOVATE (10 CLA Bill No. 5 Ceilings, Partitions and Access Flooring					R

Item No		Quantity	Rate	Amount
	<p><u>BILL NO. 6</u></p> <p><u>IRONMONGERY</u></p> <p><u>PREAMBLES</u></p> <p>NOTE : The tenderer is referred to the relevant clauses in the Model Preambles for Trades (2008 Edition) as issued by the Association of South African Quantity Surveyors before pricing this bill.</p> <p><u>SUPPLEMENTARY PREAMBLES</u></p> <p>Supplementary preamble items described in Bill No. 1, shall equally apply to this bill.</p> <p><u>GENERAL NOTES TO TENDERERS</u></p> <p>General notes, described in Bill No.1, shall equally apply to this Bill.</p> <p>Where ironmongery is described as plugged, prices are to include for screwing to and including approved patent plugs in concrete or brickwork with plaster or tiled finish, etc.</p> <p><u>Proprietary items</u></p> <p>Where applicable the manufacturers' names or product catalogue titles are given in sub-headings preceding the items</p> <p>Prices are to be based on the specific products/articles specified. If tenderers wish to offer alternative products/articles for certain items, these items are to be clearly marked and the alternative specification given with supporting brochures etc clarifying the features of the products/articles offered</p> <p>On request returnable samples are to be provided to the principal agent for consideration</p>			
	<p style="text-align: right;">Carried Forward</p> <p>Section No. 5 DEMOLISH (10 PIT TOILETS) AND RENOVATE (10 CLA Bill No. 6 Ironmongery</p>		R	

Brought Forward				R
<u>Finishes to ironmongery</u>				
Where applicable finishes to ironmongery are indicated by suffixes in accordance with the following list:				
BS Satin bronze lacquered				
CH Chromium plated				
SC Satin chromium plated				
SE Silver enamelled				
GE Grey enamelled				
AN Anodised natural				
AS Anodised silver				
AB Anodised bronze				
AG Anodised gold				
ABL Anodised black				
PB Polished brass				
PL Polished and lacquered				
PT Epoxy coated				
SD Sanded				
<u>Rates</u>				
The tenderer is to price for supply, taking delivery of, storing and fixing of the ironmongery listed below.				
<u>PINNING BOARDS, WRITING BOARDS, PROJECTION SCREENS, etc.</u>				
<u>Approved</u>				
5/6/1	White magnetic boards 3000mm x 1200mm high with aluminium frame plugged @ 1100mm above floor level on centre of the wall	No	10	
5/6/2	Pinning board size 2400 x 1350mm high soft board including 75 x 38mm meranti frame and 12 x 12mm rebate	No	10	
<u>SUNDRIES</u>				
<u>Approved</u>				
5/6/3	"CZ8730SC" Door stop or similarly approved to wall or floors	No	20	
Carried Forward to Summary of Section No.				R
Section No. 5				
DEMOLISH (10 PIT TOILETS) AND RENOVATE (10 CLA				
Bill No. 6				
Ironmongery				

Item No		Quantity	Rate	Amount
	<p><u>BILL NO. 7</u></p> <p><u>METALWORK</u></p> <p><u>PREAMBLES</u></p> <p>NOTE : The tenderer is referred to the relevant clauses in the Model Preambles for Trades (2008 Edition) as issued by the Association of South African Quantity Surveyors before pricing this bill.</p> <p><u>SUPPLEMENTARY PREAMBLES</u></p> <p>Supplementary preamble items described in Bill No. 1, shall equally apply to this bill.</p> <p><u>GENERAL NOTES TO TENDERERS</u></p> <p>General notes, described in Bill No.1, shall equally apply to this Bill.</p> <p><u>ALUMINIUM</u></p> <p>The contractor is to make due allowance in his prices for complying with the following requirements.</p> <p><u>SPECIFICATIONS</u></p> <p>User Note:</p> <p><u>Glazing</u></p> <p>All Safety glazing material (individual panes) are to conform to all standards as stipulated in SANS 10400 Part N and SANS 10137 and any additional Engineer Specifications or relevant SANS glazing regulations not stipulated in this document. All tenderers are referred to the drawings for the glazing specification.</p> <p><u>Ironmongery</u></p> <p>All rates for windows, shopfronts and doors etc. must include for the supply, taking delivery or/and installation of the ironmongery to be specified.</p> <p><u>Actuators</u></p> <p>All rates for shopfronts with actuators to include for the supply and installation of actuators as specified</p>			
	<p style="text-align: right;">Carried Forward</p> <p>Section No. 5 DEMOLISH (10 PIT TOILETS) AND RENOVATE (10 CLA Bill No. 7 Metalwork</p>		R	

<p style="text-align: right;">Brought Forward</p> <p><u>Scaffolding</u></p> <p>All scaffolding should be provided by the contractor and no claims/ qualifications will be accepted.</p> <p><u>Protection</u></p> <p>With this tender, the glazing sub-contractor must supply a statement concerning protection that will be provided to finishes and components until Practical Completion. This to include specific references to the method of removal of such protection. All tenderers to include cost of protection in tender price.</p> <p><u>Installation</u></p> <p>All measurements to be checked on site prior to ordering and manufacturing.</p> <p>Aluminium sections and shop drawings to be accepted by Architect prior to manufacturing.</p> <p>Allow for water and weather proof polysulphide sealant to approved specifications all around frame junctions to plaster and other materials.</p> <p><u>Profiles</u></p> <p>Tenderers to provide typical details of proposed aluminium section to be used in the design.</p> <p><u>Structural Silicone</u></p> <p>Tenderers to allow a 10 year guarantee on all powdercoating.</p> <p><u>Preliminary and Shop Drawings:</u></p> <p>The contractor shall submit preliminary design drawings showing basic system sections for the Architect's approval.</p> <p>After approval and prior to fabrication detailed shop drawings shall be prepared and submitted to the Architect for approval.</p>		R	
<p style="text-align: right;">Carried Forward</p> <p>Section No. 5 DEMOLISH (10 PIT TOILETS) AND RENOVATE (10 CLA Bill No. 7 Metalwork</p>		R	

<p style="text-align: right;">Brought Forward</p> <p><u>Fixing:</u></p> <p>The contractor is to take special note of all fixing details of all aluminium elements and must allow in his price for properly securing the aluminium sections to the structure with and including all necessary steel brackets, rails, timber grounds and sub-frames, including all necessary holing and bolting, etc. This fixing is to be adequately spaced and securely fixed to ensure total stiffness of the door frames, windows, etc. as no sagging causing improper functioning of the windows and doors will be accepted.</p> <p><u>Deflection of structure:</u></p> <p>The contractor is advised to make adequate provision for the design deflection of the structure.</p> <p><u>Tolerances:</u></p> <p>Sizes are approximate only and measurements on site must be taken before fabrication. Due allowance must be made for tolerances in accordance with the Architect's details.</p> <p><u>Protection:</u></p> <p>The contractor will be required to protect his work during the course of construction, which protection shall be adequate for the purpose and to the full approval of the Architect.</p> <p>Such protection shall only be removed after a written instruction from the Architect.</p> <p><u>Cleaning:</u></p> <p>All work must be cleaned down upon completion. Glazing as installed will not be accepted as clean glass and the contractor must allow for polishing glass as and when instructed by the Architect.</p> <p>Note: All windows and doors should be read in conjunction with window and door schedules</p> <p><u>WELDED SCREENS, GATES, ETC.</u></p>		R	
<p style="text-align: right;">Carried Forward</p> <p>Section No. 5 DEMOLISH (10 PIT TOILETS) AND RENOVATE (10 CLA Bill No. 7 Metalwork</p>		R	

[illegible]

BILL NO. 8

PLASTERING

PREAMBLES

NOTE : The tenderer is referred to the relevant clauses in the Model Preambles for Trades (2008 Edition) as issued by the Association of South African Quantity Surveyors before pricing this bill.

SUPPLEMENTARY PREAMBLES

Supplementary preamble items described in Bill No. 1, shall equally apply to this bill.

GENERAL NOTES TO TENDERERS

General notes, described in Bill No.1, shall equally apply to this Bill.

SCREEDS

1:4 Cement sand screed on concrete, worked down to a true and even surface with a steel trowel

5/8/1	30mm Thick on floors and landings	m2	599
	<u>Granolithic screed on concrete, worked down to a true and even surface with a wood trowel</u>		
5/8/2	30mm Thick on floors	m2	84

Carried Forward to Summary of Section No.

Section No. 5
DEMOLISH (10 PIT TOILETS) AND RENOVATE (10 CLA
Bill No. 8
Plastering

Item No		Quantity	Rate	Amount
	<p><u>SECTION NO. 5</u></p> <p><u>BILL NO. 9</u></p> <p><u>TILING</u></p> <p><u>PREAMBLES</u></p> <p>NOTE : The tenderer is referred to the relevant clauses in the Model Preambles for Trades (2008 Edition) as issued by the Association of South African Quantity Surveyors before pricing this bill.</p> <p><u>SUPPLEMENTARY PREAMBLES</u></p> <p>Supplementary preamble items described in Bill No. 1, shall equally apply to this Bill.</p> <p><u>Pricing</u></p> <p>Prices are to included for the following: Cutting, handling, labour, adhesive etc.</p> <p><u>Fixing</u></p> <p>Tiling described as "fixed with adhesive on power floated concrete" shall be deemed to include for approved tiling key-coat.</p> <p>Ceramic, porcelain, marble and granite tiles are to be fixed, grouted and pointed with suitable adhesives and grouts, as recommended by the Architect. Costs are hereby deemed to include the cost of this requirement.</p> <p>Payment for work that is deemed measurable, in respect of the conditions of contract, and which comprises cutting, leaving, or forming, rectangular holes and notches through tiling is hereby deemed to apply only to holes and notches that do not exceed 600mm girth. Those exceeding 600mm in girth are hereby deemed to be "square cutting", which is hereby deemed to be part of the work description for that type of tiling and is not measurable as a separate item of work.</p> <p><u>Wastage</u></p> <p>Tile wastage in excess of 10% will be for the tenderer's account.</p>			
	Carried Forward			
	<p>Section No. 5 DEMOLISH (10 PIT TOILETS) AND RENOVATE (10 CLA Bill No. 9 Tiling</p>			

R

Brought Forward			R
<u>GENERAL NOTES TO TENDERERS</u>			
General notes, described in Bill No. 1, shall equally apply to this Bill.			
<u>Note</u>			
All scaffolding should be provided by the contractor and no claims/qualifications will be accepted.			
<u>FLOOR TILING</u>			
<u>420 x 420 x 11.5mm Thick non-slip ceramic tiles (P.C allowance of R 200.00/m2 excludes V.A.T. but includes delivery to site), includes waste, laying, supply and fixing with an approved adhesive and jointing in waterproof cementitious grout</u>			
5/9/1	On floors	m2	599
5/9/2	75mm high skirting	m	310
<u>300 x 300 x 11.5mm Thick Porcelain tiles (P.C allowance of R 210.00/m2 excludes V.A.T. but includes delivery to site), includes waste, laying, supply and fixing with an approved adhesive with flush painted with tinted waterproof jointing and grout to match tile</u>			
<u>ATTIC STOCK</u>			
5/9/3	420 x 420 x 8mm Thick non-slip ceramic tiles (P.C allowance of R 200.00/m2 excludes V.A.T. but includes delivery to site)	m2	61
Carried Forward to Summary of Section No.			
Section No. 5			
DEMOLISH (10 PIT TOILETS) AND RENOVATE (10 CLA			
Bill No. 9			
Tiling			
			R

Item No		Quantity	Rate	Amount
	<p><u>BILL NO. 10</u></p> <p><u>PLUMBING AND DRAINAGE (PROVISIONAL)</u></p> <p><u>PREAMBLES</u></p> <p>NOTE : The tenderer is referred to the relevant clauses in the Model Preambles for Trades (2008 Edition) as issued by the Association of South African Quantity Surveyors before pricing this bill.</p> <p><u>SUPPLEMENTARY PREAMBLES</u></p> <p>Supplementary preamble items described in Bill No. 1, shall equally apply to this bill.</p> <p><u>uPVC pipes and fittings:</u></p> <p>Sewer and drainage pipes and fittings shall be jointed and sealed with butyl rubber rings</p> <p><u>uPVC pressure pipes and fittings:</u></p> <p>Pipes for water supply shall be of the class stated</p> <p><u>Excavations:</u></p> <p>No claim for excavation in material other than "earth" will be entertained unless the contractor has timeously notified the quantity surveyor thereof prior to backfilling, and has obtained, in writing , authorised classification thereof.</p> <p>"Intermediate material" and " hard rock" shall be as defined in "Earthworks".</p> <p>Quantities of all excavations, carting away excavated material and backfilling are calculated on the nett extent to be formed, or filled, in accordance with drawings and specifications, and the Contractor is to allow in his prices for any bulking.</p> <p>Classes of excavation shall be as S.A.B.S 1200D clause 3.1.2.</p> <p><u>Laying, backfilling, bedding, etc., of pipes:</u></p> <p>Pipes shall be laid and bedded, and trenches shall be carefully backfilled, in accordance with the specific instructions</p>			
	Carried Forward			
	<p>Section No. 5 DEMOLISH (10 PIT TOILETS) AND RENOVATE (10 CLA Bill No. 10 Plumbing and Drainage</p>			

R

	Brought Forward		R	
	<p><u>GENERAL NOTES TO TENDERERS</u></p> <p>General notes, described in Bill No.1, shall equally apply to this Bill.</p> <p><u>RAINWATER GOODS</u></p> <p><u>Similar Approved</u></p> <p><u>Gutters</u></p> <p>5/10/1 100 x 100 x 0.6mm thick Ogee profile eaves gutter aluminium box gutter, fixed with and including fixing clips to fascia boards</p> <p style="text-align: right;">m 640</p> <p><u>Rainwater downpipes</u></p> <p>5/10/2 100mm diameter x 0.6mm thick rainwater downpipe with Chromadek finish (Colour: TBC), fixed with and including brackets to wall face, with brackets spaced as per manufacturer's recommendations, and with downpipes spaced as per engineer's specification</p> <p style="text-align: right;">m 84</p> <p><u>SANITARY FITTINGS</u></p> <p>Refer to sanitary schedule drawing for full description of abbreviations</p> <p><u>WASH HAND BASINS</u></p> <p><u>Similar Approved</u></p> <p><u>Vaal Sanitaryware "Hibiscus" vitreous china basin with three semi-punched holes tap holes, including integrated overflow, including chain stay hole through the centre semi-punched tap hole, supplied with plug and chain, hung to walls (PC allowance of R450.00/no excludes V.A.T. but includes delivery to site), includes waste, supply and fixing</u></p> <p>5/10/3 WHB, installed complete</p> <p style="text-align: right;">No 10</p> <p><u>WATER CLOSET</u></p> <p><u>Similar Approved</u></p>			
	Carried Forward		R	
	Section No. 5 DEMOLISH (10 PIT TOILETS) AND RENOVATE (10 CLA Bill No. 10 Plumbing and Drainage			

	Brought Forward			R	
	<u>Vaal Sanitaryware "Daisy" semi-close coupled water closet comprising double flap heavy duty thermoplastic seat rim pan and matching 9 litre cistern complete with lid, fitments and flush pipe elbow (PC allowance of R2 800.00/no excludes V.A.T. but includes delivery to site), includes waste, supply and fixing</u>				
5/10/4	WC, installed complete	No	19		
	<u>SINKS, etc.</u>				
	<u>Concrete double wash trough with outlets and three pedestals (PC allowance of R780.00/no excludes V.A.T. but includes delivery to site), includes waste, supply and fixing</u>				
5/10/5	1400 x 530 x 340mm deep Wash trough	No	10		
	<u>CHROME PLATED WASTE UNIONS, ETC. (Supply & Fit)</u>				
5/10/6	32mm Basin waste union	No	10		
5/10/7	110 x 170 x 35mm high plastic Soap dispenser (Colour: White and transparent), with lever button and pump, plugged and screwed to wall	No	10		
	<u>PAPER TOWEL DISPENSER</u>				
	<u>To be approved by Architect</u>				
5/10/8	360 x 380 x 240mm high lockable auto-cut (reflex) plastic Paper towel dispenser (Colour: White), plugged and screwed to wall	No	10		
	<u>TAPS, VALVES, ETC</u>				
	<u>Similar Approved</u>				
5/10/9	15mm Cobra brass watertight hose Bib tap (Code: 108-15)	No	10		
	<u>FIRE FIGHTING EQUIPMENT</u>				
	<u>Extinguishers including initial charge and setting up in position:</u>				
5/10/10	9kg dry chemical powder fire extinguisher	No	20		
	Carried Forward			R	
	Section No. 5 DEMOLISH (10 PIT TOILETS) AND RENOVATE (10 CLA Bill No. 10 Plumbing and Drainage				

**LIMPOPO DEPARTMENT OF EDUCATION
UPGRADES AND ADDITIONS AT
DIKOLOI SECONDARY SCHOOL**

[illegible]

Item No		Quantity	Rate	Amount
	<p><u>BILL NO. 11</u></p> <p><u>GLAZING</u></p> <p><u>PREAMBLES</u></p> <p>NOTE : The tenderer is referred to the relevant clauses in the Model Preambles for Trades (2008 Edition) as issued by the Association of South African Quantity Surveyors before pricing this bill.</p> <p><u>SUPPLEMENTARY PREAMBLES</u></p> <p>Supplementary preamble items described in Bill No. 1, shall equally apply to this Bill.</p> <p><u>GENERAL NOTES TO TENDERERS</u></p> <p>General notes, described in Bill No. 1, shall equally apply to this Bill.</p> <p><u>Note:</u></p> <p>All glazing to comply with SABS 1263 Part 3:1998. Light and ventilation to comply with Part O if NBR 0400</p> <p><u>GLASS TO STEEL WITH PUTTY</u></p> <p><u>5mm clear floated glass fixed glazing putty</u></p>			
5/11/1	<p>Panes not exceeding 0.1m2</p> <p style="text-align: right;">m2</p>	24		
	<p style="text-align: right;">Carried Forward to Summary of Section No.</p> <p>Section No. 5 DEMOLISH (10 PIT TOILETS) AND RENOVATE (10 CLA Bill No. 11 Glazing</p>		R	

Item No		Quantity	Rate	Amount
	<u>BILL NO. 12</u> <u>PAINTWORK</u> <u>PREAMBLES</u> NOTE : The tenderer is referred to the relevant clauses in the Model Preambles for Trades (2008 Edition) as issued by the Association of South African Quantity Surveyors before pricing this bill. <u>SUPPLEMENTARY PREAMBLES</u> Supplementary preamble items described in Bill No. 1, shall equally apply to this Bill. <u>GENERAL NOTES TO TENDERERS</u> General notes, described in Bill No. 1, shall equally apply to this Bill. <u>PAINTWORK TO PREVIOUS PAINTED</u> <u>FIBRE CEMENT</u> <u>Prepare and apply one coat universal undercoat and two coats super Acrylic PVA paint or similar approved, colour to be confirmed by architect</u>			
5/12/1	On internal ceilings and cornices	m2	683	
5/12/2	Fibre cement fascias boards not exceeding 300mm high or wide painted on both side	m	331	
	<u>FLOATED PLASTER INTERNAL WALLS</u> <u>Prepare and apply one coat merit universal undercoat and two coats super Acrylic PVA paint or similar approved, colour to be confirmed by architect</u>			
5/12/3	Plastered walls	m2	1 441	
	<u>METAL SURFACES</u> <u>Prepare and apply one coat Duraphos, one coat universal under coat and two coats gloss enamel paint, colour to be confirmed by architect</u>			
5/12/4	On gates, grilles, burglar screens, balustrades, etc (both sides measured on full flat area)	m2	32	
	Carried Forward			
	Section No. 5 DEMOLISH (10 PIT TOILETS) AND RENOVATE (10 CLA Bill No. 12 Paintwork			
			R	

**LIMPOPO DEPARTMENT OF EDUCATION
UPGRADES AND ADDITIONS AT
DIKOLOI SECONDARY SCHOOL**

[illegible]

**LIMPOPO DEPARTMENT OF EDUCATION
UPGRADES AND ADDITIONS AT
DIKOLOI SECONDARY SCHOOL**

Bill No	SECTION SUMMARY	Page No	Amount
5/1	Demolitions and Alterations	5/5	
5/2	Concrete, Formwork and Reinforcement	5/7	
5/3	Roof Coverings	5/8	
5/4	Carpentry and Joinery	5/12	
5/5	Ceilings, Partitions and Access Flooring	5/15	
5/6	Ironmongery	5/17	
5/7	Metalwork	5/21	
5/8	Plastering	5/22	
5/9	Tiling	5/24	
5/10	Plumbing and Drainage	5/28	
5/11	Glazing	5/29	
5/12	Paintwork	5/31	
<p style="text-align: right;">Carried to Final Summary</p> <p>Section No. 5 DEMOLISH (10 PIT TOILETS) AND RENOVATE (10 CLA</p>			

Item No		Quantity	Rate	Amount
	<p><u>SECTION NO. 6</u></p> <p><u>BILL NO. 1</u></p> <p><u>DEMOLITIONS AND ALTERATIONS</u></p> <p><u>PREAMBLES</u></p> <p>NOTE : The tenderer is referred to the relevant clauses in the Model Preambles for Trades (2008 Edition) as issued by the Association of South African Quantity Surveyors before pricing this bill.</p> <p><u>SUPPLEMENTARY PREAMBLES</u></p> <p><u>Subterranean water</u></p> <p>No subterranean water is expected</p> <p><u>Excavation for working space in rock</u></p> <p>Notwithstanding clause 11 page 8 of the Standard System of Measuring Building Work, excavation for working space in rock will be measured in cubic metres to the extent executed and given as "extra over" bulk excavation or trench and hole excavation as the case may be</p> <p><u>Carting away of excavated material</u></p> <p>Descriptions of carting away of excavated material shall be deemed to include loading excavated material onto trucks directly from the excavations or, alternatively, from stock piles situated on the building site</p> <p><u>Filling</u></p> <p>Notwithstanding the reference to prescribed multiple handling in clause 1 page 6 of the Standard System of Measuring Building Work, prices for filling and backfilling shall include for all selection and any necessary multiple handling of material</p> <p>_____</p> <p><u>Testing</u></p> <p><i>Prices for filling are to include for all necessary density tests in accordance with SABS 1200D</i></p>			
	Carried Forward		R	
	<p>Section No. 6</p> <p>EXTERNAL WORKS</p> <p>Bill No. 1</p> <p>Demolitions and Alterations</p>			

<p style="text-align: right;">Brought Forward</p> <p><u>Existing structures</u></p> <p>In taking down and removing existing work, the utmost care shall be taken to prevent any structural or other damage to the remaining portions on the building and the Contractor shall provide all shoring, needling, strutting, etc. to ensure the stability of all structures during the alteration work, Any damage to the structure and/or building as well as the rectification of same will be for the contractor's account</p> <p><u>Services</u></p> <p>Special care shall be exercised during the progress of the work to ensure that electrical installation, water supply pipes, telephone and other services which may be encountered are not interfered with and notice shall be given to the Representative/Agent if any disconnection or alterations become necessary.</p> <p><u>Dust and noise</u></p> <p>The Contractor is to take all necessary precautions to the satisfaction of the Representative/Agent to prevent any nuisance from the dust and /or noise whilst carrying out the work.</p> <p><u>Disposal of debris</u></p> <p>The Contractor shall be responsible for the removal from site of all materials, debris and rubbish resulting from the work which removal is deemed to be included in the rates unless otherwise stated.</p> <p>Rates for taking out and removing doors and frames shall include for removing door stops, cabin hooks, etc and making good floor and wall finishes to match existing</p> <p>Making good of finishes shall include making good of the brick and concrete surfaces onto which the new finishes are applied, where necessary</p> <p><u>Temporary support to openings through existing walls</u></p> <p>Making openings, altering openings in existing walls and removing lintels above existing openings shall be done with the utmost care to prevent any structural damage. All necessary supports, propping, shoring, needling, strutting, turning pieces, etc. to walls openings is deemed to be included in the contractor's rates.</p>		R	
<p style="text-align: right;">Carried Forward</p> <p>Section No. 6 EXTERNAL WORKS Bill No. 1 Demolitions and Alterations</p>		R	

<p style="text-align: right;">Brought Forward</p> <p><u>Electrical and Mechanical</u></p> <p>Where items include for taking down electrical and mechanical fittings the disconnection and making safe electrically is deemed to be included.</p> <p><u>GENERAL NOTES TO TENDERERS</u></p> <p>Tenderers are to inspect the drawings issued with these Bills of Quantities and to satisfy themselves with the nature and the requirements of the Contract works. Failure to do so will be the complete responsibility of the Tenderer and no claims whatsoever will be entertained in this regard.</p> <p>Tenderers are to read the descriptions, which are intended as a means of identifying various facets of the work, in conjunction with the drawings. Tenderers shall allow for all costs in connection with the various items taking full cognisance of both the drawings and the Bills of Quantities.</p> <p>Tenderers shall notify the Quantity Surveyor in writing of any discrepancies encountered upon which clarification will be given by the Quantity Surveyor in writing to the Tenderer. Failure to do so will be the complete responsibility of the Tenderer and no claims whatsoever will be entertained in this regard</p> <p>Tenderers are to note that setting out of the works will be the complete responsibility of the Tenderer and they should therefore acquaint themselves with the site boundaries, site co-ordinates, datum levels etc. Failure to do so will be the complete responsibility of the Tenderer and no claims whatsoever will be entertained in this regard.</p> <p>Tenderers are to note that all items with ZERO quantities are Rate Only items and should be priced as such.</p> <p>Tenderers are to note that there might be specified suppliers to be used for certain trades as per the annexure to this tender document. Tenderers should familiarise themselves with the suppliers on the list and ensure to allow for accordingly. Failure to do so will be the complete responsibility of the Tenderer and no claims whatsoever will be entertained in this regard.</p>		R	
<p style="text-align: right;">Carried Forward</p> <p>Section No. 6 EXTERNAL WORKS Bill No. 1 Demolitions and Alterations</p>		R	

	<p align="center">Brought Forward</p> <p>Tenderers are to fully acquaint themselves with the construction period and shall allow for any night shift if required. Failure to do so will be the complete responsibility of the Tenderer and no claims whatsoever will be entertained in this regard.</p> <p><u>REMOVAL OF EXISTING WORK</u></p> <p><u>Demolitions of existing structures all complete</u></p>				R
6/1/1	Existing assembly area etc, all complete	m2	200		
<p align="center">Carried Forward to Summary of Section No.</p> <p>Section No. 6 EXTERNAL WORKS Bill No. 1 Demolitions and Alterations</p>					R

Item No		Quantity	Rate	Amount
	<p><u>BILL NO. 2</u></p> <p><u>EARTHWORKS (PROVISIONAL)</u></p> <p><u>PREAMBLES</u></p> <p>NOTE : The tenderer is referred to the relevant clauses in the Model Preambles for Trades (2008 Edition) as issued by the Association of South African Quantity Surveyors before pricing this bill.</p> <p><u>SUPPLEMENTARY PREAMBLES</u></p> <p>Supplementary preamble items described in Bill No. 1, shall equally apply to this Bill.</p> <p><u>GENERAL NOTES TO TENDERERS</u></p> <p>General notes, described in Bill No.1, shall equally apply to this Bill.</p> <p><u>KEEPING EXCAVATIONS FREE FROM WATER</u></p>			
6/2/1	<p>Keeping excavations free of all water other than subterranean water</p>	Item		
	<p style="text-align: right;">Carried Forward to Summary of Section No.</p> <p>Section No. 6 EXTERNAL WORKS Bill No. 2 Earthworks</p>		R	

Item No		Quantity	Rate	Amount
	<p><u>BILL NO. 3</u></p> <p><u>PLUMBING AND DRAINAGE (PROVISIONAL)</u></p> <p><u>PREAMBLES</u></p> <p>NOTE : The tenderer is referred to the relevant clauses in the Model Preambles for Trades (2008 Edition) as issued by the Association of South African Quantity Surveyors before pricing this bill.</p> <p><u>SUPPLEMENTARY PREAMBLES</u></p> <p>Supplementary preamble items described in Bill No. 1, shall equally apply to this bill.</p> <p><u>GENERAL NOTES TO TENDERERS</u></p> <p>General notes, described in Bill No.1, shall equally apply to this Bill.</p> <p><u>TESTING</u></p>			
6/3/1	Testing water pipe system	Item		
	<p>Carried Forward to Summary of Section No.</p> <p>Section No. 6</p> <p>EXTERNAL WORKS</p> <p>Bill No. 3</p> <p>Plumbing and Drainage</p>		R	

**LIMPOPO DEPARTMENT OF EDUCATION
UPGRADES AND ADDITIONS AT
DIKOLOI SECONDARY SCHOOL**

Bill No	SECTION SUMMARY	Page No	Amount
6/1	Demolitions and Alterations	6/4	
6/2	Earthworks	6/5	
6/3	Plumbing and Drainage	6/6	
Carried to Final Summary		R	
Section No. 6 EXTERNAL WORKS			

**LIMPOPO DEPARTMENT OF EDUCATION
UPGRADES AND ADDITIONS AT
DIKOLOI SECONDARY SCHOOL**

Item No		Quantity	Rate	Amount
	<p><u>SECTION NO. 7</u></p> <p><u>BILL NO. 1</u></p> <p><u>IRONMONGERY</u></p> <p><u>PREAMBLES</u></p> <p>NOTE : The tenderer is referred to the relevant clauses in the Model Preambles for Trades (2008 Edition) as issued by the Association of South African Quantity Surveyors before pricing this bill.</p> <p><u>SUPPLEMENTARY PREAMBLES</u></p> <p>Supplementary preamble items described in Bill No. 1, shall equally apply to this bill.</p> <p><u>GENERAL NOTES TO TENDERERS</u></p> <p>General notes, described in Bill No.1, shall equally apply to this Bill.</p> <p><u>BUDGETARY ALLOWANCE</u></p>			
7/1/1	<p>Allow an amount of R91 465.00 (Ninety One Thousand Four Hundred and Sixty Five) for the supply and installation of Ironmongery</p>	Item		91 465.00
	<p style="text-align: right;">Carried Forward to Summary of Section No.</p> <p>Section No. 7</p> <p>PROVISIONAL SUMS</p> <p>Bill No. 1</p> <p>Ironmongery</p>		R	

**LIMPOPO DEPARTMENT OF EDUCATION
UPGRADES AND ADDITIONS AT
DIKOLOI SECONDARY SCHOOL**

Item No		Quantity	Rate	Amount
	<p><u>BILL NO. 2</u></p> <p><u>METALWORK</u></p> <p><u>PREAMBLES</u></p> <p>NOTE : The tenderer is referred to the relevant clauses in the Model Preambles for Trades (2008 Edition) as issued by the Association of South African Quantity Surveyors before pricing this bill.</p> <p><u>SUPPLEMENTARY PREAMBLES</u></p> <p>Supplementary preamble items described in Bill No. 1, shall equally apply to this bill.</p> <p><u>GENERAL NOTES TO TENDERERS</u></p> <p>General notes, described in Bill No.1, shall equally apply to this Bill.</p> <p><u>SUNDRY METAL WORK</u></p>			
7/2/1	<p>Allow an amount of (R20 000.00) (Twenty Thousand) for builders work in connection with metalwork sundry items</p>	Item		20 000.00
	<p style="text-align: right;">Carried Forward to Summary of Section No.</p> <p>Section No. 7 PROVISIONAL SUMS Bill No. 2 Metalwork</p>		R	

**LIMPOPO DEPARTMENT OF EDUCATION
UPGRADES AND ADDITIONS AT
DIKOLOI SECONDARY SCHOOL**

Item No		Quantity	Rate	Amount	
	BILL NO. 3 PLUMBING AND DRAINAGE (PROVISIONAL) <u>PREAMBLES</u> NOTE : The tenderer is referred to the relevant clauses in the Model Preambles for Trades (2008 Edition) as issued by the Association of South African Quantity Surveyors before pricing this bill. <u>SUPPLEMENTARY PREAMBLES</u> Supplementary preamble items described in Bill No. 1, shall equally apply to this bill. <u>BUDGETARY ALLOWANCE</u>				
7/3/1	Allow an amount of R54 500.00 (Fifty Four Thousand Five Hundred) for the supply and installation of Sanitary Fitting Sundries	Item		54 500.00	
7/3/2	Allow an amount of R599 500.00 (Five Hundred and Ninety Nine Thousand Five Hundred) for the supply and installation of Enviro-loo complete	Item		599 500.00	
				R	
Carried Forward to Summary of Section No.					
Section No. 7					
PROVISIONAL SUMS					
Bill No. 3					
Plumbing and Drainage					

Item No		Quantity	Rate	Amount
	<p><u>BILL NO. 4</u></p> <p><u>BUDGETARY ALLOWANCES</u></p> <p><u>PREAMBLES</u></p> <p>NOTE : The tenderer is referred to the relevant clauses in the Model Preambles for Trades (2008 Edition) as issued by the Association of South African Quantity Surveyors before pricing this bill.</p> <p><u>SUPPLEMENTARY PREAMBLES</u></p> <p>Supplementary preamble items described in Bill No. 1, shall equally apply to this bill.</p> <p><u>GENERAL NOTES TO TENDERERS</u></p> <p>General notes, described in Bill No.1, shall equally apply to this Bill.</p> <p>Provisional Sums are to be expended/utilized only upon:</p> <p>·i) the submission of a minimum of three market related quotations. Quotations for service providers may be solicited by any of the following entities: the main contractor, a member of the consultant team, the implementing agent or the end user.</p> <p><u>Cash discount</u></p> <p>The following provisional sums and prime cost amounts are NET and represent the NET COST of the work described. The contractor shall not be entitled to any discount, percentage or allowance whatsoever on the value of any provisional sum or prime cost amount other than the priced value for profit and attendance as provided for. The provisional sums and prime cost amounts may be deducted in whole or in part from the contract and are subject to adjustment upon completion</p> <p><u>Profit</u></p> <p>Where stated, the contractor may allow for profit if required</p>			
	Carried Forward		R	
	<p>Section No. 7 PROVISIONAL SUMS Bill No. 4 Budgetary Allowance</p>			

**LIMPOPO DEPARTMENT OF EDUCATION
UPGRADES AND ADDITIONS AT
DIKOLOI SECONDARY SCHOOL**

Brought Forward		R
<p><u>General attendance on nominated/selected subcontractors</u></p> <p>The item "Attendance" which follows each provisional sum for nominated/selected subcontractors' work, shall be deemed to cover all the contractor's costs incurred in providing free of charge to the nominated/selected subcontractors, the following:</p> <p><u>Builder's work</u></p> <p>Builder's work in connection with specialist services is given elsewhere in these bills of quantities</p> <p><u>LOCAL AUTHORITY FEES</u></p> <p><u>Local authority fees for connections</u></p> <p>Provide the sum of R35 000.00 (Thirty Five Thousand) for sewer, water and electrical connections, etc to the local authority</p>	Item	35 000.00
<p>Carried Forward to Summary of Section No.</p> <p>Section No. 7 PROVISIONAL SUMS Bill No. 4 Budgetary Allowance</p>		R

Item No		Quantity	Rate	Amount
	<p><u>BILL NO. 5</u></p> <p><u>PROVISIONAL SUMS</u></p> <p><u>PREAMBLES</u></p> <p>NOTE : The tenderer is referred to the relevant clauses in the Model Preambles for Trades (2008 Edition) as issued by the Association of South African Quantity Surveyors before pricing this bill.</p> <p><u>SUPPLEMENTARY PREAMBLES</u></p> <p>Supplementary preamble items described in Bill No. 1, shall equally apply to this bill.</p> <p><u>GENERAL NOTES TO TENDERERS</u></p> <p>General notes, described in Bill No.1, shall equally apply to this Bill</p> <p>Provisional Sums are to be expended/utilized only upon:</p> <p>·i) the submission of a minimum of three market related quotations. Quotations for service providers may be solicited by any of the following entities: the main contractor, a member of the consultant team, the implementing agent or the end user.</p> <p><u>Cash discount</u></p> <p>The following provisional sums and prime cost amounts are NET and represent the NET COST of the work described. The contractor shall not be entitled to any discount, percentage or allowance whatsoever on the value of any provisional sum or prime cost amount other than the priced value for profit and attendance as provided for. The provisional sums and prime cost amounts may be deducted in whole or in part from the contract and are subject to adjustment upon completion</p> <p><u>Profit</u></p> <p>Where stated, the contractor may allow for profit if required</p>			
	Carried Forward		R	
	<p>Section No. 7</p> <p>PROVISIONAL SUMS</p> <p>Bill No. 5</p> <p>Provisional Sums</p>			

**LIMPOPO DEPARTMENT OF EDUCATION
UPGRADES AND ADDITIONS AT
DIKOLOI SECONDARY SCHOOL**


Brought Forward			R	
	<u>General attendance on nominated/selected subcontractors</u>			
	The item "Attendance" which follows each provisional sum for nominated/selected subcontractors' work, shall be deemed to cover all the contractor's costs incurred in providing free of charge to the nominated/selected subcontractors, the following:			
	<u>Builder's work</u>			
	Builder's work in connection with specialist services is given elsewhere in these bills of quantities			
	<u>Signage Installation</u>			
7/5/1	Allow an amount of R12 600.00 (Twelve Thousand Six Hundred) for the supply and installation of Signage	Item		12 600.00
7/5/2	Attendance		%	
7/5/3	Profit		%	
	<u>Joinery Fittings</u>			
7/5/4	Allow an amount of R430 000.00 (Four Hundred and Thirty Thousand) for the supply and installation of joinery fittings	Item		430 000.00
7/5/5	Attendance		%	
7/5/6	Profit		%	
	<u>School Furniture and Fittings</u>			
7/5/7	Allow an amount of R1 230 000.00 (One Million Two Hundred and Thirty Thousand) for the supply and installation of School Furniture and Fittings	Item		1 230 000.00
7/5/8	Attendance		%	
7/5/9	Profit		%	
	<u>Community Liaison Officer</u>			
7/5/10	Allow an amount of R144 000.00 (One Hundred and Forty Four Thousand) for provision of CLO	Item		144 000.00
Carried Forward			R	
Section No. 7 PROVISIONAL SUMS Bill No. 5 Provisional Sums				

**LIMPOPO DEPARTMENT OF EDUCATION
UPGRADES AND ADDITIONS AT
DIKOLOI SECONDARY SCHOOL**

[illegible]

LIMPOPO DEPARTMENT OF EDUCATION
UPGRADES AND ADDITIONS AT
DIKOLOI SECONDARY SCHOOL

SECTION SUMMARY		Page No		Amount
Bill No				
7/1	Ironmongery	7/1		
7/2	Metalwork	7/2		
7/3	Plumbing and Drainage	7/3		
7/4	Budgetary Allowance	7/5		
7/5	Provisional Sums	7/8		
Carried to Final Summary			R	
Section No. 7 PROVISIONAL SUMS				



C4.3 CIVIL WORKS

Item	Payment Reference	Description	Unit	Qty	Rate	Amount
Alternative see 1200C 1200DM Alternative see 1200DB 1200DM	SABS 1200 D	SCHEDULE 1: EARTHWORKS (PLATFORMS)				
		SITE CLEARANCE				
	8.3.1	<u>Clear and grub area for</u> Buildings	m ²	935		
		PREPARATION AND STRIPPING OF SITE				
	8.3.1	<u>Remove topsoil to a depth of 150mm and</u> Stockpile on site within freehaul distance and maintain Spoil at designated spoil site	m ³ m ³	140.25 56.10		
		EXCAVATION				
	8.3.2	<u>Excavate in all materials and use as fill, compacted to 90% mod</u> AASHTO density for: Platforms	m ³	168.30		
	8.3.2	<u>Extra over item 8.3.2 (a) for</u> Intermediate excavation Hard rock excavation Boulder excavation class A Boulder excavation class B	m ³ m ³ m ³ m ³	50.49 33.66 3.37 3.37		
		COMMERCIAL MATERIAL				
	8.3.4	Extra over item 8.3.2 (a) for importation of materials from: Commercial sources selected by the Contractor	m ³	112.20		
		DESIGNATED BORROW PIT (ARRANGED BY EMPLOYER)				
	8.3.4	Extra over item 8.3.2 (a) for importation of materials from Designated borrow pits	m ³	561.00		
	8.3.4	Opening up and closing down of designated borrow pit	sum	1.00		
		OVERHAUL				
	8.3.6	<u>Overhaul (Provisional)</u> Limited overhaul Long overhaul	m ³ m ³ .km	168.30 112.20		
		COMPACTION OF BACKFILLING				
	8.3.9	Selected material compacted to 93% mod AASHTO density Mod AASHTO Tests	m ³ No.	673.20 14.00		
Carried forward to Summary of Schedules						

ITEM NO.	PAYMENT REFER.	DESCRIPTION	UNIT	QTY	RATE	AMOUNT
1	SANS	SCHEDULE 2: EARTHWORKS (ROADS AND SUBGRADE)				
1.2		EARTHWORKS				
1.2.1	8.3.3(a)	TREATMENT OF ROAD-BED Road-bed preparation and compaction of material compacted to 93% MOD AASHTO maximum density	m ³	120.00		
1.2.2	8.3.3(b)	In-place treatment of road-bed in intermediate or hard material				
		Ripping	m ³	24.00		
1.3		EARTHWORKS				
1.3.1	8.3.4	Cut to fill				
		Compact to 90 % mod. AASHTO maximum density	m ³	60.00		
		Selected layer compacted to 93 % mod. AASHTO maximum density	m ³	60.00		
1.3.2	8.3.6	Extra-over items 1.3.1 inclusive for excavating and breaking down material in:				
		Intermediate excavation	m ³	12.00		
		Hard excavation	m ³	6.00		
1.3.3	8.3.7	Cut to spoil from				
		Soft excavation	m ³	120.00		
		Intermediate excavation	m ³	24.00		
		Hard excavation	m ³	3.60		
1.3.4	8.3.8	Removal of oversize material	m ³	1.80		
TOTAL CARRIED FORWARD						

ITEM NO.	PAYMENT REFER.	DESCRIPTION	UNIT	QUANTITY	RATE	AMOUNT
		TOTAL BROUGHT FORWARD				
1.4	SABS 1200 DM	SUNDRIES				
	8.3.10	Materials bladed to windrow	m ³	0.00		
	8.3.11	Extra-over items 8.3.7 and 8.3.8 for temporary stockpiling of material	m ³	30.00		
		Construction of storm water berm allong the designated areas by engineer	m ³	0.00		
1.5	SABS 1200 ME	SECTION : SUBBASE				
	8.3.1	Construct gravel wearing course with material from borrow pits in all materials				
		150mm to main carriageways	m ³	120.00		
	8.3.4	Extra over items .1 to .2 inclusive for class of				
		Intermediate excavation	m ³	24.00		
		Hard rock excavation	m ³	18.00		
1.6	SANS 1200 MFL	BASE				
	8.3.1	Construct base with material from borrow pit				
		Stabilized base using material from borrow 150mm to 95% mod AASHTO	m ³	120.00		
1.7	8.3.4	Stabilizing Agent				
		(b) Portland Cement	m ³	3.60		
1.8	SANS 1200 MJ	SEGMENTED BLOCK PAVING TO THE ACCESS ROAD				
	8.2.2	80mm Type S-A 35mPa for roadway (Grey	m ²	0.00		
	8.2.2	60mm Type S-A 35mPa for roadway (Grey	m ²	800.00		
	8.2.1	The construction of edge restraints	m	35.56		
TOTAL CARRIED FORWARD						

ITEM NO.	PAYMENT REFER.	DESCRIPTION	UNIT	QUANTITY	RATE	AMOUNT
		TOTAL BROUGHT FORWARD				
1.8	SANS 1200 MK	KERBING AND CHANNELLING				
	8.2.2	Supply, bed, lay, & joint concrete sections:				
1.8.1		400X200 Concrete edge strip (Class 20/19 Concrete Strength).				
		a) 1m Length on straight	m	150.00		
		b) 330mm Length on curves	m	8.00		
1.8.2		300X150 Barrier Kerb (SABS 927 Fig 3).	m	89.00		
1.8.3		Mountable Kerb (SABS 927 Fig 3).	m	17.80		
9	1200 DK	SUBSOIL DRAINS				
9.1	1200 DK 8.2	Supply and install A4 Bidim Geosynthetic materials to the subsoil drains , as per drawings.	m ²	40.00		
9.2	1200 DK 8.2	Supply and install 110mm Class 6 HDPE perforated pipe to the subsoil drains outlet, as per drawings.	m	50.00		
9.3	1200 DK 8.2	Supply and install 1,5mm smooth HDPE Geomembrane as the liner to the channel, as per drawings.	m ²	44.00		
9.4	1200 DK 8.2	Supply and install A7 Bidim Geosynthetic proetction layer to channel liner, as per drawings.	m ²	60.00		
9.5	SANS 1200 AH	CONCRETE				
9.5.1	8.4.3	Supply, place and shape 25MPa concrete in hyson cells on the A10 Bidim Geosynthetic proetction layer , as per drawings.	m ³	50.03		
9.5.2	8.4.3	Supply, place and shape 25MPa concrete in hyson cells in the leachate outlet channel , as per drawings.	m ³	12.51		
TOTAL CARRIED FORWARD						

ITEM NO.	PAYMENT REFER.	DESCRIPTION	UNIT	QUANTITY	RATE	AMOUNT
		TOTAL BROUGHT FORWARD				
10		STORMWATER MANAGEMENT				
	SANS	EARTHWORKS				
10.1		EXCAVATIONS				
10.1.1	1200 D 8.3.2	Excavate and prepare all cut off trenches and berms around the site as shown on the drawings and as directed by the Engineer.	m ³	7.50		
10.1.2		Disposal of unsuitable or surplus material off site	m ³	2.25		
10.2	SANS 1200 G	Concrete				
10.2.1	8.4.1	Mass concrete backfilling to replace unsuitable material, prescribed mix, Grade 10MPa/20 mm	m ³	2.25		
10.2.2	8.4.2	Blinding layer, 50 mm minimum, prescribed mix, Grade 15MPa/20 mm	m ²	2.50		
10.2.3	8.4.3	Strength concrete Grade 25 MPa/20 mm for:				
10.3		Concrete Channels	m ³	11.25		
10.3.1	8.1.1	Formwork				
10.3.2	8.2.5	Rough, vertical, circular, maximum height 300 mm.	m	90.00		
10.3.3	8.2.5	Smooth, circular, vertical, 175 mm high to outer edge of base footing, (including forming of drainage lips with 110 mm dia drips)	m	20.00		
10.3.4	PSA8-11	Forming of drainage lips with 110 mm dia drips as per detail, Drawing	No	4.00		
10.3.5	8.4.4	Unformed surface finishes				
10.3.6		Steel float finish	m ²	50.00		
TOTAL CARRIED TO SUMMARY						

Item No.	Payment Refers	Short Description	Unit	Quantity	Rate	Amount
2	SABS 1200A	SCHEDULE 3 - STEEL PALISADE FENCING				
2.1	PCC-4.1	Steel palisade fencingn 2,4m high according to specification including excavations, foundation concreting, posts, pales and ground beams. All as per drawing.	m	615.00		
2.2	PCC-4.1	Supply and install according to specification a 6m wide vehicular gate	No	1.00		
2.3	PCC-4.1	Supply and install according to specification 1.5m wide pedestrian gate as per drawing	No	1.00		
2.4	PCC-4.1	Repainting of the existing fence	m ²	0.00		
SUB - TOTAL CARRIED TO SUMMARY						

ITEM NO.	PAYMENT REFRES	DESCRIPTION	UNIT	Estimated QTY	RATE	AMOUNT
		SCHEDULE 4 : WATER SUPPLY PIPELINES AND WATER SOURCE				
	SABS 1200DB	EARTHWORKS : PIPE TRENCHES				
3.1		SITE CLEARANCE				
3.1.1	8.3.1(a)	Clear 2m wide vegetation and trees of girth up to 1m	m	130.00		
3.1.2	8.3.1(b)	Remove trees over 1 m and up to 2 m girth	No.	0.00		
3.2	PSDB12	EXCAVATION				
3.2.1		Excavate in all materials for trenches for pipes with a diameter between 20 mm and 100 mm, backfill compact and dispose of surplus/unsuitable material				
		Up to 1,5m in depth	m³	130.00		
3.2.1.1	8.3.2(b)	Extra-over item 3.2.1 incl. for excavation (provisional) in :				
		a) Intermediate material	m³	26.00		
		b) Hard rock material	m³	19.50		
3.2.1.2		Extra over Item 3.2.1				
		a) Backfill and compact by means of labour intensive construction methods in layers of 200mm compacted to 90% mod AASHTO	m³	130.00		
3.2.2		EXCAVATION ANCILLARIES				
3.2.2.1	8.3.3.1(a)	Imported backfill materials from designated borrow pits (Only if approved by Engineer)	m³	45.50		
3.2.2.2	8.3.3.2	Opening up and closing down of designated borrow pit	P.Sum	1.00		
3.2.2.3	8.3.3.3	Compaction in road reserves	m³	0.00		
3.2.2.4	8.3.3.4	Overhaul :				
		a) Short haul	m³	-		
		b) Truck haul	m³/km	-		
3.2.4	SABS1200 LB	PROVISION OF BEDDING (PIPES)				
3.2.4.1	8.2.1	Provision of bedding material from trench excavations				
		a) Selected granular material	m³	19.50		
		b) Selected fill material	m³	45.50		
3.2.4.2		Provision of bedding material by importation from other necessary excavations (freehaul within the village boundaries)				
		a) Selected granular material	m³	23.40		
		b) Selected fill material	m³	54.60		
TOTAL CARRIED FORWARD						

ITEM NO.	PAYMENT REFRES	DESCRIPTION	UNIT	Estimated QTY	RATE	AMOUNT
TOTAL BROUGHT FORWARD						
3.2.4.4	8.2.3	Concrete bedding	m ³	5.00		
3.2.4.5	8.2.4	Encasing of pipes in Class 19/20 concrete	m ³	5.00		
3.2.4.6	8.2.5	Overhaul of material for bedding cradle and selected fill blanket	m ³ km	0.00		
3.2.5	1200L	PIPEWORK				
	8.2.1	Supply, lay, joint, bed, test and disinfect the following pipes complete with couplings and fittings to the relevant SABS standards including short lengths (all uPVC pipes to comply with DWS1160)				
3.2.5.1		uPVC pipes				
		a) 75 Class 12	m	-		
		b) 75 Class 9	m	-		
3.2.5.2		HDPE pipes Type IV				
		a) 20 mm class 6	m	20.00		
		b) 50 mm class 6	m	127.00		
		c) 75 mm class 10	m	20.00		
3.2.5.3		GMS pipes (medium duty)				
		a) 15 mm Ø	m	-		
		b) 20 mm Ø	m	-		
		c) 25 mm Ø	m	-		
3.2.6		VALVES				
3.2.6.1		Line valve assemblies.				
		Extra over item F.6 for supplying, installing, bedding and testing line valve assemblies as per Drawing complete cutting of pipes and couplings included (all valves to comply with DWS 2510)				
		a) 50 mm	No.	4.00		
		b) 75 mm	No.	0.00		
3.2.6.2		Scour valve assemblies				
		Extra over item F.6 for supplying, installing, bedding and testing scour valve assemblies as per Drawing complete. Scour tee, cutting of pipes and couplings included.				
		a) On 50 mm dia main	No.	5.00		
3.2.6.3		Ditto for 40 Ø and smaller pipes as detailed in Drawing for the following diameters				
		a) 25 Ø	No.	-		
		b) 32 Ø	No.	-		
		c) 40 Ø	No.	-		
3.2.6.4		Air valve assemblies				
		Extra over item D.6 for supplying, installing and testing air valve assemblies as per Drawing complete				
		a) On 50 mm and 64 mm Ø main	No.	1.00		
TOTAL CARRIED FORWARD						

ITEM NO.	PAYMENT REFRES	DESCRIPTION	UNIT	Estimated QTY	RATE	AMOUNT
TOTAL BROUGHT FORWARD						
3.2.10		FITTINGS FOR HDPE PIPES				
3.2.11		SUNDRIES				
3.2.11.3		Thrust blocks as per typical details on specification Drawing				
		a) Concrete Class 15/19	m ³	1.00		
		b) Rough formwork	m ²	1.00		
3.2.14		BOREHOLE DEVELOPMENT				
		Geohydrological Servies				
		Sitting of drilling sites. Allowance to be made for desk study, site assessment, drilling supervision, testing supervision, and reporting.	No	1.00		
		Borehole Drilling				
		Site Establishment/De-establishment				
		Mobilisation and set up of plant to/at first borehole. Rate to include inter-borehole moves and de-establishment from site of the drilling batch.	No	1.00		
		Drilling				
		Drilling of 165mm diameter borehole in non-collapsible material.	m	100.00		
		Odex drilling in collapsible material and where ordered by the Geohydrologist of 254mm diameter borehole. Rate to include supply, delivery and installation of at least 6mm sidewall Odex casing.	No	120.00		
		Steel casing (plain), 165 mm (state wall thickness here as 3 mm)	m	35.00		
		Steel casing (slotted), 165 mm (state wall thickness here as 4 mm)	m	0.00		
		Pump testing of borehole.				
		Rate to include the following: installation of pump testing equipment and remove after, calibration testing, 24hr constant testing, recovery measurements, data recording and reporting.	No	1.00		
		Sampling for water quality testing	No	1.00		
		Site finishing				
		Borehole finishing, rate to include borehole disinfection, concrete collar in Grade 20Mpa concrete, normal saintary seal, borehole making.	No	1.00		
		Reporting				
		Complete Geohydrology report signed by a registered personnel	No	1.00		
3.2.15		BOREHOLE REHABILITATION - (PROVISIONAL)				
		Site Establishment/De-establishment				
		Mobilisation and set up of plant to/at first borehole. Rate to include inter-borehole moves and de-establishment from site	No	1.00		
		Removal of existing pumphouse	No	1.00		
		Removal of existing pump	No	1.00		
		Positive displacement pump				
		Removal using cable-tool (jumper) drilling rig of columns instalations diameter, 25mm-100mm upto 120m. Rate to include all pipe work and fittings	No	1.00		
TOTAL CARRIED FORWARD						

ITEM NO.	PAYMENT REFRES	DESCRIPTION	UNIT	Estimated QTY	RATE	AMOUNT
TOTAL BROUGHT FORWARD						
3.2.16		Site Establishment/De-establishment				
		Mobilisation and set up of plant to/at first borehole. Rate to including inter-borehole moves and de-establishment from Site, of the given drilling batch	No	1.00		
		Pump testing of borehole.				
		Rate to include the following: installation of pump testing equipment and remove after, calibration testing, 24hr constant testing, recovery measurements, data recording and reporting.	No	1.00		
		Sampling for water quality testing	No	1.00		
		BOREHOLE PUMPS AND APPURTENANCES				
		NEW BOREHOLE INSTALLATION				
		<i>Supply and commissioning and testing of New Borehole complete with electric wiring and connection and controls. All units are to be made good and neat in accordance to manufactures and Engineers' specification.</i>				
		Submersible pumpsets and fittings				
		Supply and install new submersible pump - Grundfos or similar Quality. All internals of wet-end shall be 316 stainless steel/brass. Electrical motor will be 316 stainless steel. Complete with corrosion protection.				
		<i>Engineer to approve prior to installation.</i>				
		Pump Installation, Head & Flow as per borehole test report	No	1.00		
		Electric Motor installation, as per pump size requirements determined in item above.	No	1.00		
		Pump Protection				
		Mechanical pressure switch, PN16, Complete with cabling to panel : Limits between 160m and 80m, WIKA PSM-550 or Equivalent	No	1.00		
		Mechanical flow switch, PN16, Complete with cabling to panel	No	1.00		
		Float Switch for Switching off Pump on Low Level, c/w wiring to panel's liquid level control relay.	No	1.00		
		Electric Motor Control Panel				
		Supply and install control panel with all fittings required to operate pumps and motors efficiently, including 0-20 second delay timer and 0-24 hour timer.	No	1.00		
		Pipework				
		<i>Supply and install borehole discharge pipework complete with flow meter, non return and pressure valves on the following pipework.</i>				
		Submersed pipe: Ø 63mm HDPE, Class 12, 7,1mm Wall thickness, SANS 4427, Borehole to Surface	m	110.00		
		Metal Base plate - Double choke	No.	1.00		
		65 NB Schedule 40 pipe discharge Galvanised Steel pipe, Incl Elbows and fittings	m	5.00		
		65 NB Threaded Brass Type Isolation valve, PN10	No.	2.00		
TOTAL CARRIED FORWARD						

ITEM NO.	PAYMENT REFRES	DESCRIPTION	UNIT	Estimated QTY	RATE	AMOUNT
TOTAL BROUGHT FORWARD						
3.2.18		65 NB Flanged Non Return Valve, tilted disc type, PN 10	No.	1.00		
		65 NB Flanged Mechanical flow meter, PN 10	No.	1.00		
		M16 galvanised bolts and nuts	No.	96.00		
		65 NB Gaskets, Incl Consumables	No.	24.00		
		Mechanical Pressure Gauge, Wika (100mm dial and filled with glycerine), with a range from 400 kPa to 1600 kPa, complete with ball isolating valve and piping	No.	1.00		
		T-Pieces and Bushes to mount Pressure gauge, Pressure Switch and Flow Switch	No.	3.00		
		Submersible pump steel cage				
		Supply and install borehole discharge pipework complete as per	No	1.00		
		TESTING AND COMMISSIONING				
		Testing and commission borehole installation including pumps, motors, control system and verify discharge and head characteristics	No	1.00		
		Electricity Supply				
		Supply material and erect a three phase electricity power line to the new borehole	No	1.00		
		Mark-up on item 4.2.1				
		Supply all material and install a 25kVa transformer	No	1.00		
		SUPPLY DELIVER AND INSTALL				
		10 000 Litre polyethylene water tank (Jo Jo make or equivalent). (2980mm high x 2 200mm diameter). Tank complete with 50 x 40 DN nylon bushes sealed into all inlets and outlets. Include for anchorage onto tank stand platform with 4mm diameter galvanized steel wire (bloudraad). (2 Strands/Anchor)	No	3		
		Fabricated steel tank stand with 4,2m long legs, constructed complete as per details on drawing LDE01_DW_03_201, LDE01_DW_03_202 and LDE01_DW_03_203. (incl. excavations and concrete footings).	No	4		
		Tankstand Refurbishment including, modification to concrete foundations, pipe work, brackets, surface preparation and re-painting	No	-		
		WATER TREATMENT (PROVISIONAL)				
		10kl PVC pre-treatment tank	No.	1		
		Supply, installation, connections, testing and handing over in working order of a 20m³/hr package water treatment plant	Prov. Sum	1		
		Overheads, charges and profit.	%			
TOTAL CARRIED FORWARD						

328

ITEM NO.	PAYMENT REFRES	DESCRIPTION	UNIT	Estimated QTY	RATE	AMOUNT
TOTAL BROUGHT FORWARD						
		Inlet Pipe Schedule (From Pump)	Sum	1		
		a) 1½ "TO 40mm MALE ELBOW (Plasson)	No	3		Rate only
		b) 40mm Ø HDPE PIPE CLASS 10	m	3		Rate only
		c) 40mm Ø PLASSON ELBOW	No	3		Rate only
		d) 40mm Ø MALE ADAPTER (Plasson)	No	3		Rate only
		k) 40mm Ø GMS PIPE 6000 LONG	No	3		Rate only
		l) 40mm Ø GMS ELBOW F/F	No	3		Rate only
		m) 40mm Ø GMS STAND PIPE 300 LONG (400 long in sandy conditions)	No	3		Rate only
		n) 40mm Ø GMS STAND PIPE 700 LONG	No	3		Rate only
		o) 40mm Ø Galvanised socket	No	3		Rate only
		p) 40mm Ø Galvanised standpipe 150 mm long	No	3		Rate only
3.2.7		DRAW-OFFS				
3.2.7.1		Complete supply, install and test single rudimentary domestic drawoff standard type as detailed in Drawing with :				
		i) 2 Taps	No.	8.00		
		ii) 4 Taps	No.	0.00		
3.2.7.3		Complete supply, install and test garden standpipe as detailed in Drawing	No.	1.00		
		DECOMMISSIONING OF OLD SERVICES				
		Removal of old water supply equipment including old tanks, tank stands, and pumps etc.	No	2		
TOTAL CARRIED TO SUMMARY						

Item	Description	Unit	Qty	Rate	Amount
	SCHEDULE 5 : EXTERNAL SEWER RETICULATION - (PROVISIONAL)				
4.1	EARTHWORKS (PIPE TRENCHES)				
4.1.1	Excavation				
	Excavate in all material for trenches, backfill, compact and dispose of surplus material for pipes over 25mm dia up to 400mm dia for depths:				
	a) Exceeding 0,0m but not more than 1,0m	m ³	130.00		
	b) Exceeding 1,0m but not exceeding 2.0m	m ³	6.50		
4.2	Extra-over all excavations in pickable material irrespective of depth. for excavating in:-				
4.2.1	Intermediate excavation	m ³	26.00		
4.2.2	Hard rock excavation	m ³	19.50		
4.3	Excavation Ancillaries				
4.3.1	Excavate and dispose of unsuitable material from trench bottom (provisional)	m ³	6.50		
4.3.2	Make deficiency in backfill material (Provisional)				
	a) from other necessary excavation on Site	m ³	6.50		
	b) by importation designated borrow pits	m ³	6.50		
	c) Compaction in platform reserves	m ³	6.50		
4.4	Existing services				
	a) Services that adjoin a trench	m	12.00		
	b) Services that intersect a trench	No	5.00		
Amount Carried Forward					

Item	Description	Unit	Qty	Rate	Amount
Amount Brought Forward					
4.5	BEDDING (PIPES)				
4.5.1	Provision of Bedding from Trench Excavation				
	a) Selected granular material	m ³	19.50		
	b) Selected fill material	m ³	54.60		
4.5.2	Supply only of Bedding by Importation From Commercial Sources (provisional)				
	a) Selected granular material	m ³	19.50		
	b) Selected fill material	m ³	54.60		
4.6	SEWERS PIPELINES				
4.6.1	Supply, Lay, Joint and Bed PVC Heavy Duty Class 34 solid wall pipe (conforming to SABS 891), complete with fittings				
	a) 110mm dia	m	124.00		
	b) 150mm diameter	m	-		
	c) 225mm diameter	m	-		
	d) 375mm diameter	m	-		
4.6.2	Extra over items 11.3.1 for specials				
	a) 110mm Access bends	No	12.00		
	b) 110mm Access junctions	No	6.00		
	c) 160mm Bends	No			
	d) 160mm Access bends	No	-		
	e) 160mm Access Junctions	No	-		
Amount Carried Forward					

Item	Description	Unit	Qty	Rate	Amount
Amount Brought Forward					
4.7	Sundries				
4.7.1	Breaking into and connecting into existing manhole	No	6.00		
4.8	MANHOLES				
4.8.1	Supply and install manholes & slabs (SABS 1294)				
4.8.1.1	Precast concrete manholes 1200mm diameter, exceeding 750mm and not exceeding 1m deep, complete with precast concrete heavy duty cover and frame TYPE 4A	No	1.00		
4.8.1.1	Precast concrete manholes 1200mm diameter, exceeding 1000mm and not exceeding 1250m deep, complete with precast concrete heavy duty cover and frame TYPE 4A	No	1.00		
4.8.1.1	Precast concrete manholes 1200mm diameter, exceeding 1250mm and not exceeding 1500m deep, complete with precast concrete heavy duty cover and frame TYPE 4A	No	2.00		
4.9	PIPE ANCILLARIES				
4.9.1	Encasing around pipe				
4.9.1.1	Anchor blocks in strength concrete 25Mpa /19mm including all formwork, reinforcement, reinforcement, etc.				
4.9.1.2	Anchor block size 600 x 600mm	No	10.00		
4.10	EXISTING SERVICES				
4.10.1	Connection to existing sewer				
4.10.1.1	200mm Diameter pipe to existing manhole	No	1.00		
4.10.2	Raising or lowering of existing manholes	No	1.00		
4.10.2.1	Remove cover and frame then lower the manhole to required level, complete with all necessary accessories.	No	1.00		
Amount Carried Forward					

Item	Description	Unit	Qty	Rate	Amount
Amount Brought Forward					
4.11	SEPTIC TANK				
4.11.1	Septic tank:				
	Excavate in soft material exceeding 2m deep.	m ³	71.553		
	Extra over septic tank excavations for carting away surplus material from excavations or stock piles to a dumping site to be located by the Contractor.	m ³	10.73		
	Risk of collapse to sides septic tank excavations not exceeding 1,5m deep.	m ²	48.37		
	Earthfilling obtained from the excavations or stock piles compacted to 93% in septic tank.	m ³	10.73		
	Modified AASHTO density tests	No	2		
	Extra over excavation in soft material for pipe trenches, chambers, etc. for excavation in intermediate material.	Item	1.5		
	25 MPa Reinforced concrete top slab.	m ³	5.37		
	25 MPa Reinforced concrete base.	m ³	5.37		
	Backfilling to sides of septic tank.	m ³	7.16		
	Type 395 fabric reinforcement in concrete surface beds, floor slabs, etc.	m ²	40		
	Rough formwork to soffit of slab.	m ²	35.78		
	Plaster to vertical surfaces.	m ²	48.37		
	One brick wall in commons including wire ties for septic tank walls.	m ²	6.588		
	Two brick wall in commons including wire ties for septic tank walls.	m ²	48.37		
	Lintels as permanent shutters	m	71.553		
	600 x 600mm Cast iron manhole covers	No	2		
	Pipework				
	Extra over excavation in soft material for pipe trenches, chambers, etc. for excavation in intermediate material.	m ³	35		
	Connecting 110mm uPVC pipe including 110mm channel junction and making good concrete benching.	No	2		
	Connecting 160mm pipe including inserting 160mm channel junction and making good concrete benching.	No	2		
	Allow for testing the complete drainage installation by visual and Air Pressure test to the satisfaction of the Employer. (All defective work to be replaced at the Contractor's expense).	Item	1		
Amount Carried Forward					

Item	Description	Unit	Qty	Rate	Amount
Amount Brought Forward					
	160mm uPVC slotted drainage pipe laid in and including trench not exceeding 1,00m deep with 500 x 500mm washed 25mm stone casing wrapped in u24 non-woven, spun-bonded, punched continuous polyester fabric, including fill, ram, carting away, etc.	m	35		
	Soakaway: Excavate in earth for and build French drain size as indicated on drawings , fill in with 20mm crushed stone to within 0,2m of top, enclose stone with geofabric u 24 and fill in with earth filling.	m	35		
	Extra over soakaway excavations for carting away surplus material from excavations to a dumping site to be located by the Contractor.	m ³	5		
	Risk of collapse to sides of soakaway excavations exceeding 1,5m and not exc. 2m deep.	m ²	28		
	One layer of 250 micron waterproof sheeting and sealed at overlaps with pressure sensitive tape laid over soak away	m ²	35		
	0,6mm IBR sheeting laid across walls.	m ²	35		
	Lintels laid above soakaway	m	35		
Amount Carried to Final Summary					

ITEM NO.	PAYMENT REFRES	DESCRIPTION	UNIT	Estimated QTY	RATE	AMOUNT
5.1	SABS 1200 GB	SCHEDULE 6 : WALKWAYS AND CARPORTS				
		FORMWORK				
5.1.1	8.2.1(b)	Normal formwork to				
		c) Column Foundations	m ³	92.16		
5.2		REINFORCEMENT				
5.2.1	8.2.4	Mild steel bars of nominal diameter				
5.2.1.1		12mm	t	3.69		
5.2.2		High-tensile steel bars of nominal diameter				
5.2.2.1		16mm	t	5.53		
5.2.3		High-tensile welded mesh of nominal mass				
5.2.3.1		a) 3.95 kg/m ²	m ²	0.00		
5.3		CONCRETE				
5.3.1	8.2.5	Strength concrete, Grade 25MPa/19 mm in Column Footings	m ³	9.22		
5.3.2		Blinding layer, Grade 10/19,0 mm	m ³	1.15		
5.3.4	8.2.6	Unformed surface finishes				
5.3.4.1		Wood-float to all floors except	m ²	23.04		
	SABS 1200 AH	SECTION : STRUCTURAL STEELWORK				
5.5	8.3.1	PRELIMINARY AND GENERAL				
5.5.1	8.3.1	SUPPLY AND FABRICATION				
5.5.1.1	8.3.1.1	Preparation of shop detail drawings	Sum	1.00		
5.5.2	8.3.1.2	Supply, delivery and installation of steelwork (see Drawings) complete with all the necessary cleats, brackets, gussets, packs, bolts & nuts etc. as follows :				
		a) Using steel to SABS 1431 Grade 350WA for walkways				
5.5.2.1		Simple Square Tubing - columns (welded)	t	1.31		
5.5.2.2		Square Tubing Beams - beams (welded)	t	0.45		
5.5.2.3		Square Tubing purlins	t	1.32		
5.5.2.4		Unequal Angle rafter bracing	t	1.53		
5.5.2.5		200 x 200 x 6mm Base Plates	No.	74.00		
		Fasteners for angles hexhead bolts with washers - Grade 8.8	No.	222.00		
		Sika Non-shrink grout or Similar	m ³	0.59		
		M12 Holding Down Bolts - Grade 8.8 hexhead bolts	No.	296.00		
		b) Using steel to SABS 1431 Grade 350WA for assembly				
		Simple Square Tubing - columns (welded)	t	1.10		
TOTAL CARRIED FORWARD						

ITEM NO.	PAYMENT REFRES	DESCRIPTION	UNIT	Estimated QTY	RATE	AMOUNT
TOTAL BROUGHT FORWARD						
		Square Tubing Beams - beams (welded)	t	0.94		
		Square Tubing purlins	t	1.09		
		Unequal Angle rafter bracing	t	1.12		
		200 x 200 x 6mm Base Plates	No.	54.00		
		Fasteners for angles hexhead bolts with washers - Grade 8.8	No.	162.00		
		Sika Non-shrink grout or Similar	m ³	0.43		
		M12 Holding Down Bolts - Grade 8.8 hexhead bolts	No.	216.00		
		c) Using steel to SABS 1431 Grade 350WA for carports				
		Simple Square Tubing - columns (welded)	t	0.59		
		Square Tubing Beams - beams (welded)	t	0.37		
		Square Tubing purlins	t	3.21		
		Unequal Angle rafter bracing	t	2.45		
		Steel Fascia beams	t	1.54		
		200 x 200 x 6mm Base Plates	No.	16.00		
		Fasteners for angles hexhead bolts with washers - Grade 8.8	No.	48.00		
		Sika Non-shrink grout or Similar	m ³	0.13		
		M12 Holding Down Bolts - Grade 8.8 hexhead bolts	No.	64.00		
TOTAL CARRIED FORWARD						

ITEM NO.	PAYMENT REFRES	DESCRIPTION	UNIT	Estimated QTY	RATE	AMOUNT
TOTAL BROUGHT FORWARD						
5.5.5	8.3.5	SITE WELDING				
5.5.5.1		Site weld items inclusive	m	43.20		
		CLADDING AND SHEETING				
5.6		ROOF CLADDING				
		Supply, deliver to Site, erect and fix green chromedek sheeting/cladding etc, including the supply of all necessary fasteners etc. and cutting and notching: (See Drawings)	m ²	625.00		
5.6.2	8.2.3	Approved troughed profile-sheeting to roofs, 0,6mm				
		Ridge flashing 450-600mm girth x 1mm - 3 bends, baked enamel external finish	m	23.00		
	8.3.1	GUTTERS AND RAINWATER PIPES				
		Galvanized mild steel				
		3mm Thick box gutter, 100mm girth 6 times bent along length to detail, including straps, stiffeners, etc as per drawing	m	168.00		
		Extra for stopped end	no	6.00		
		Extra for 150mm diameter outlet	no	22.50		
		1mm Thick 150mm diameter rainwater pipe including straps, fixed to steel columns	m	58.50		
		Extra for 45° bend	no	22.50		
	SABS 1200 HC	CORROSION PROTECTION OF STRUCTURAL STEELWORK				
		Steelwork included under Items 1 to 7 inclusive, of Section 1200H (Supply, Fabrication and Erection)	t	8.86		
5.7	8.2.1	SURFACE DRESSING AND REPAIRS AT PLACE OF FABRICATION				
		Remove slag and weld spatter, grind welds to smooth profile, radius sharp edges as specified.	t	8.86		
5.7.1	8.2.3	SURFACE PREPARATION AND COATING APPLICATION				
5.7.1.1		Shopwork. Prepare surface and apply coat(s) as specified.	t	8.86		
5.7.2		Sitework. Clean down surfaces, touch up damaged shop coats and apply finish coats as specified	t	8.86		
5.7.2.1		Cold-formed sections				
		Tonnage shall be gross quantities inclusive of unpainted steel (e.g. embedded portions and underside of baseplate, etc.	t	8.86		
TOTAL CARRIED TO SUMMARY						

DEPARTMENT OF EDUCATION : LIMPOPO

DIKOLOI SECONDARY SCHOOL

SUMMARY OF BILL OF QUANTITIES

SCHEDULE 1: EARTHWORKS (PLATFORMS)

SCHEDULE 2: EARTHWORKS (ROADS AND SUBGRADE)

SCHEDULE 2: STEEL PALISADE FENCE

SCHEDULE 3: WATER SUPPLY PIPELINES AND WATER SOURCE

SCHEDULE 4: EXTERNAL SEWER RETICULATION

SCHEDULE 5: COVERED WALKWAYS

TENDER (CONTRACT) SUM (CIVIL AND STRUCTURAL WORKS)



C4.4 ELECTRICAL WORKS

DIKOLOI SECONDARY SCHOOL ELECTRICAL WORKS

ITEM	DESCRIPTION	
1	MV Reticulation	
2	LV Reticulation	
3	Block A - 4 Classroom Block Renovations	
4	Block B - 3 Classroom Block Renovations	
5	Block C - 3 Classroom Block Renovations	
6	Block F - 19 Seater Enviroloo Renovations	
7	Block L - 4 Classroom Block New	
8	Block K - Medium Administration Block	
9	Block M - 4 Seater Waterborne Ablutions	
10	Public Address	
11	Area Lighting	
12	HVAC	
13	ICT	
	TOTAL CARRIED TO FINAL SUMMARY	

ELECTRICAL INSTALLATION**HVAC**

MV Reticulation

Item	Description	Unit	Quantity	Rate	Amount
1	Provide the sum of R 196 545,80 for Installation of MV RETICULATION	Item	1		
	Contractors Markup	Item			
	Contractors Attendance	Item			
Total for installation Carried to Summary of Cost (Excl.VAT)					

ELECTRICAL INSTALLATION

Internal Installation

LV Reticulation

Item	Description	Unit	Quantity	Rate	Amount
1	<u>Excavation and Trenching</u> General trenching workfor sleeves along the routes as pegged out on site after co-ordination with other services Allowance must be made for the sifting of soil when required, removal and carting away of all stones and rocks including dumping off site. Backfilling and compaction shall be carried out as specified for overall siteworks.				
1,1	Excavation and backfilling in soft soil	m ³	72		
1.2.	Excavation and backfilling in hard rock-supply cable	m ³	54		
2	<u>Cable and Data Sleeves</u> Supply and installation of PVC Sleeves through floor construction to power distribution board and communication board complete with standard radius sleeve bends				
2,1	110mm Diameter for power cable	m	200		
	<u>Radius bends:</u>				
2,3	110mm Diameter	No	20		
Sub Total Carried Forward					

Item	Description	Unit	Quantity	Rate	Amount
	Sub Total Brought Forward				
3	Kiosk Supply and install kiosk as per drawings, complete with breakers				
3,1	Main Kiosk	each	1		
4	<u>Low Voltage PVC Cables</u> Supply and installation of PVC SWA PVC cable and Bare Copper Earth Wire in sleeves and in trenches				
	<u>PVC SWA cable</u>				
4,1	16mm ² 4 core PVC SWA Cable	m	300		
4,2	16mm ² 2 core PVC SWA Cable	m	800		
	<u>Stranded Bare Copper Earth Wire</u>				
4,3	16mm ² BCEW	m	1100		
5	<u>Treminations:</u>				
5,1	16mm ² 4 core PVC SWA Cable	No	2		
5,2	16mm ² 2 core PVC SWA Cable	No	10		
5,3	16mm ² BCEW	No	20		
6	<u>Electrical Tests</u> Making provision for the required inspection, tests and the commissioning of the complete installation and the issuing of the required certificate.				
6,1	Kiosks	Sum	1		
7	<u>Others</u>				
7,1	Concrete cable markers	each	20		
7,2	Danger Tape	m	1100		
Total for internal installation Carried to Summary of Cost (Excl.VAT)					

LIMPOPO: DEPARTMENT OF EDUCATION

ELECTRICAL INSTALLATION

Internal Instal

Block A - 4 Classroom Block Renovations

Item	Description	Unit	Quantity	Rate	Amount
1	<u>Cable and Data Sleeves</u> Supply and installation of PVC Sleeves through floor construction to power distribution board and communication board complete with standard radius sleeve bends				
1,1	75mm Diameter for Data	m	0		Rate Only
1,2	110mm Diameter for power cable	m	10		
	<u>Radius bends:</u>				
1,3	75mm Diameter	No	0		Rate Only
1,4	110mm Diameter	No	2		
	Sub Total Carried Forward				

Item	Description	Unit	Quantity	Rate	Amount
	Sub Total Brought Forward				
2	<u>Draw Wires</u>				
2,1	Supply and install a 0,6mm diameter galvanised draw wire in sleeves and conduit for data installation	m	100		
3	<u>Distribution Boards</u>				
	Supply, delivery, storage and submission of workshop drawings for the Flush mounted architrave steel type power distribution boards complete with flush trays, doors, switch gear mounting trays, copper busbars, neutral and earth bars, correctly sized internal PVC wiring, labelling and legend cards				
3,1	SU 1 Distribution board	No	1		
	Supply, delivery and installation of SABS approved PVC Conduits completed with all required conduit accessories.				
	<u>Built or Chase into brick or concrete work:</u>				
3,2	20mm PVC Conduit	m	300		
3,3	25mm PVC Conduit	m	200		
	Sub Total Carried Forward				

Item	Description	Unit	Quantity	Rate	Amount
	Sub Total Brought Forward				
	<u>In Ceiling space and Tinber work:</u>				
3,4	20mm PVC Conduit	m	200		
3,5	25mm PVC Conduit	m	100		
4	<u>Conduit Boxes</u>				
	Supply and installation of SABS approved conduit boxes, installed in the run of the conduit installation, cast into concrete and built into brickwork or flush inside false ceiling spaces, complete with all required conduit termination accessories.				
4,1	20mm diameter 4 way type(round box)	No	30		
5	<u>Wall Boxes</u>				
	Supply and installation of SABS approved galvanised pressed steel wall boxes for building flush into brickwork or cast into concrete work.				
	<u>Flush mounted type:</u>				
5,1	100 x 50 x 50mm	No	8		
5,2	100 x 100 x 50mm	No	12		
6	<u>PVC Wiring</u>				
	<u>PVC Wiring in conduits:</u>				
6,1	2.5mm ² for lights circuits	m	600		
6,2	4mm ² for plug sockets circuits	m	300		
7	<u>Stranded Bare Copper Earth Wire</u>				
	Supply and installation of stranded bare copper earth wire along with PVC wiring in conduits. Tendered rates shall make provision for wastage.				
7,1	2.5mm ²	m	300		
7,2	4mm ²	m	150		
	Sub Total Carried Forward				

Item	Description	Unit	Quantity	Rate	Amount
	Sub Total Brought Forward				
8	<u>Light Switches</u> Supply and installation of SABS approved type 16A flush and surface type light switches. Final paint finishes shall be confirmed at a later stage, allowance shall however be made as specified in the general specification. All boxes for flush mounting measured elsewhere.				
8,1	1 Lever 1 way	No	8		
9	<u>Socket Outlets</u> Supply and installation of SABS approved switched and unswitched type flush and surface mounted type 16A switched socket outlets suitable for mounting in flush steel wall boxes or in steel pedestal units or on surface. The final colour of the paint finish shall be confirmed at a later stage, allowance shall be made as specified in the specification. All flush type boxes and special pedestals measured elsewhere. <u>Flush switched sockets type:</u>				
9,1	16A 3 pin single socket outlets	No	0		
9,2	16A SA/Euro combined socket outlet	No	8		
10	<u>Light Fittings</u> Supply, delivery to site, storage and installation of the below specified light fittings complete with lamps and tubes. Allowance must be made in the rates for all the required fixing materials and accessories. Fittings to be equal and similar approved to the below quoted manufacture.				
10,1	Ceiling mounted fitting 2x18W CFL - Interior	No	8		
10,2	Wall mounted Bulkhead 2 x 18W PL CFL	No	4		
10,3	1500mm Open channel Fluorescent fitting 2x37W	No	20		
	Sub Total Carried Forward				

Item	Description	Unit	Quantity	Rate	Amount
	Sub Total Brought Forward				
11	<u>Electrical Tests</u>				
	Making provision for the required inspection, tests and the commissioning of the complete installation and the issuing of the required certificate.				
11,1	Building installation	Sum	1		
12	<u>Other</u>				
12,1	1,5m earth spike complete with clamps	No	4		
12,2	35mm ² Bare copper earth wire	m	40		
12,3	Testing and installation of installation	Sum	1		
Total for internal installation Carried to Summary of Cost (Excl.VAT)					

LIMPOPO: DEPARTMENT OF EDUCATION

ELECTRICAL INSTALLATION

Internal Installation

Block B - 3 Classroom Block Renovations

Item	Description	Unit	Quantity	Rate	Amount
1	<u>Cable and Data Sleeves</u> Supply and installation of PVC Sleeves through floor construction to power distribution board and communication board complete with standard radius sleeve bends				
1,1	75mm Diameter for Data	m	0		Rate Only
1,2	110mm Diameter for power cable	m	10		
	<u>Radius bends:</u>				
1,3	75mm Diameter	No	0		Rate Only
1,4	110mm Diameter	No	2		
	Sub Total Carried Forward				

Item	Description	Unit	Quantity	Rate	Amount
	Sub Total Brought Forward				
2	<u>Draw Wires</u>				
2,1	Supply and install a 0,6mm diameter galvanised draw wire in sleeves and conduit for data installation	m	100		
3	<u>Distribution Boards</u>				
	Supply, delivery, storage and submission of workshop drawings for the Flush mounted architrave steel type power distribution boards complete with flush trays, doors, switch gear mounting trays, copper busbars, neutral and earth bars, correctly sized internal PVC wiring, labelling and legend cards				
3,1	SU 1 Distribution board	No	1		
	Supply, delivery and installation of SABS approved PVC Conduits completed with all required conduit accessories.				
	<u>Built or Chase into brick or concrete work:</u>				
3,2	20mm PVC Conduit	m	300		
3,3	25mm PVC Conduit	m	200		
	Sub Total Carried Forward				

Item	Description	Unit	Quantity	Rate	Amount
	Sub Total Brought Forward				
	<u>In Ceiling space and Timber work:</u>				
3,4	20mm PVC Conduit	m	200		
3,5	25mm PVC Conduit	m	100		
4	<u>Conduit Boxes</u>				
	Supply and installation of SABS approved conduit boxes, installed in the run of the conduit installation, cast into concrete and built into brickwork or flush inside false ceiling spaces, complete with all required conduit termination accessories.				
4,1	20mm diameter 4 way type(round box)	No	30		
5	<u>Wall Boxes</u>				
	Supply and installation of SABS approved galvanised pressed steel wall boxes for building flush into brickwork or cast into concrete work.				
	<u>Flush mounted type:</u>				
5,1	100 x 50 x 50mm	No	8		
5,2	100 x 100 x 50mm	No	12		
6	<u>PVC Wiring</u>				
	<u>PVC Wiring in conduits:</u>				
6,1	2.5mm ² for lights circuits	m	500		
6,2	4mm ² for plug sockets circuits	m	250		
7	<u>Stranded Bare Copper Earth Wire</u>				
	Supply and installation of stranded bare copper earth wire along with PVC wiring in conduits. Tendered rates shall make provision for wastage.				
7,1	2.5mm ²	m	250		
7,2	4mm ²	m	125		
	Sub Total Carried Forward				

Item	Description	Unit	Quantity	Rate	Amount
	Sub Total Brought Forward				
8	<u>Light Switches</u> Supply and installation of SABS approved type 16A flush and surface type light switches. Final paint finishes shall be confirmed at a later stage, allowance shall however be made as specified in the general specification. All boxes for flush mounting measured elsewhere.				
8,1	1 Lever 1 way	No	8		
9	<u>Socket Outlets</u> Supply and installation of SABS approved switched and unswitched type flush and surface mounted type 16A switched socket outlets suitable for mounting in flush steel wall boxes or in steel pedestal units or on surface. The final colour of the paint finish shall be confirmed at a later stage, allowance shall be made as specified in the specification. All flush type boxes and special pedestals measured elsewhere. <u>Flush switched sockets type:</u>				
9,1	16A 3 pin single socket outlets	No	0		
9,2	16A SA/Euro combined socket outlet	No	6		
10	<u>Light Fittings</u> Supply, delivery to site, storage and installation of the below specified light fittings complete with lamps and tubes. Allowance must be made in the rates for all the required fixing materials and accessories. Fittings to be equal and similar approved to the below quoted manufacture.				
10,1	Ceiling mounted fitting 2x18W CFL - Interior	No	8		
10,2	Wall mounted Bulkhead 2 x 18W PL CFL	No	4		
10,3	1500mm Open channel Fluorescent fitting 2x37W	No	14		
	Sub Total Carried Forward				

Item	Description	Unit	Quantity	Rate	Amount
	Sub Total Brought Forward				
11	<u>Electrical Tests</u>				
	Making provision for the required inspection, tests and the commissioning of the complete installation and the issuing of the required certificate.				
11,1	Building installation	Sum	1		
12	<u>Other</u>				
12,1	1,5m earth spike complete with clamps	No	4		
12,2	35mm ² Bare copper earth wire	m	40		
12,3	Testing and installation of installation	Sum	1		
Total for internal installation Carried to Summary of Cost (Excl.VAT)					

LIMPOPO: DEPARTMENT OF EDUCATION

ELECTRICAL INSTALLATION

Internal Installation

Block C - 3 Classroom Block Renovations

Item	Description	Unit	Quantity	Rate	Amount
1	<u>Cable and Data Sleeves</u> Supply and installation of PVC Sleeves through floor construction to power distribution board and communication board complete with standard radius sleeve bends				
1,1	75mm Diameter for Data	m	0		Rate Only
1,2	110mm Diameter for power cable	m	10		
	<u>Radius bends:</u>				
1,3	75mm Diameter	No	0		Rate Only
1,4	110mm Diameter	No	2		
	Sub Total Carried Forward				

Item	Description	Unit	Quantity	Rate	Amount
	Sub Total Brought Forward				
2	<u>Draw Wires</u>				
2,1	Supply and install a 0,6mm diameter galvanised draw wire in sleeves and conduit for data installation	m	100		
3	<u>Distribution Boards</u>				
3,1	Supply, delivery, storage and submission of workshop drawings for the Flush mounted architrave steel type power distribution boards complete with flush trays, doors, switch gear mounting trays, copper busbars, neutral and earth bars, correctly sized internal PVC wiring, labelling and legend cards				
3,1	SU 1 Distribution board	No	1		
	Supply, delivery and installation of SABS approved PVC Conduits completed with all required conduit accessories.				
	<u>Built or Chase into brick or concrete work:</u>				
3,2	20mm PVC Conduit	m	300		
3,3	25mm PVC Conduit	m	200		
	Sub Total Carried Forward				

Item	Description	Unit	Quantity	Rate	Amount
	Sub Total Brought Forward				
	<u>In Ceiling space and Timber work:</u>				
3,4	20mm PVC Conduit	m	200		
3,5	25mm PVC Conduit	m	100		
4	<u>Conduit Boxes</u>				
	Supply and installation of SABS approved conduit boxes, installed in the run of the conduit installation, cast into concrete and built into brickwork or flush inside false ceiling spaces, complete with all required conduit termination accessories.				
4,1	20mm diameter 4 way type(round box)	No	30		
5	<u>Wall Boxes</u>				
	Supply and installation of SABS approved galvanised pressed steel wall boxes for building flush into brickwork or cast into concrete work.				
	<u>Flush mounted type:</u>				
5,1	100 x 50 x 50mm	No	8		
5,2	100 x 100 x 50mm	No	12		
6	<u>PVC Wiring</u>				
	<u>PVC Wiring in conduits:</u>				
6,1	2.5mm ² for lights circuits	m	500		
6,2	4mm ² for plug sockets circuits	m	250		
7	<u>Stranded Bare Copper Earth Wire</u>				
	Supply and installation of stranded bare copper earth wire along with PVC wiring in conduits. Tendered rates shall make provision for wastage.				
7,1	2.5mm ²	m	250		
7,2	4mm ²	m	125		
	Sub Total Carried Forward				

Item	Description	Unit	Quantity	Rate	Amount
	Sub Total Brought Forward				
8	<u>Light Switches</u> Supply and installation of SABS approved type 16A flush and surface type light switches. Final paint finishes shall be confirmed at a later stage, allowance shall however be made as specified in the general specification. All boxes for flush mounting measured elsewhere.				
8,1	1 Lever 1 way	No	8		
9	<u>Socket Outlets</u> Supply and installation of SABS approved switched and unswitched type flush and surface mounted type 16A switched socket outlets suitable for mounting in flush steel wall boxes or in steel pedestal units or on surface. The final colour of the paint finish shall be confirmed at a later stage, allowance shall be made as specified in the specification. All flush type boxes and special pedestals measured elsewhere. <u>Flush switched sockets type:</u>				
9,1	16A 3 pin single socket outlets	No	0		
9,2	16A SA/Euro combined socket outlet	No	6		
10	<u>Light Fittings</u> Supply, delivery to site, storage and installation of the below specified light fittings complete with lamps and tubes. Allowance must be made in the rates for all the required fixing materials and accessories. Fittings to be equal and similar approved to the below quoted manufacture.				
10,1	Ceiling mounted fitting 2x18W CFL - Interior	No	8		
10,2	Wall mounted Bulkhead 2 x 18W PL CFL	No	4		
10,3	1500mm Open channel Fluorescent fitting 2x37W	No	14		
	Sub Total Carried Forward				

Item	Description	Unit	Quantity	Rate	Amount
	Sub Total Brought Forward				
11	<u>Electrical Tests</u>				
	Making provision for the required inspection, tests and the commissioning of the complete installation and the issuing of the required certificate.				
11,1	Building installation	Sum	1		
12	<u>Other</u>				
12,1	1,5m earth spike complete with clamps	No	4		
12,2	35mm ² Bare copper earth wire	m	40		
12,3	Testing and installation of installation	Sum	1		
Total for internal installation Carried to Summary of Cost (Excl.VAT)					

LIMPOPO : PUBLIC WORKS, ROAD AND INFRASTRUCTURE**ELECTRICAL INSTALLATION**

Internal Installation

Block F - 19 Seater Enviro Loo

Item	Description	Unit	Quantity	Rate	Amount
1	<u>Cable and Data Sleeves</u> Supply and installation of PVC Sleeves through floor construction to power distribution board and communication board complete with standard radius sleeve bends				
1,1	75mm Diameter for Data	m	0		Rate Only
1,2	110mm Diameter for power cable	m	50		
	<u>Radius bends:</u>				
1,3	75mm Diameter	No	0		Rate Only
1,4	110mm Diameter	No	10		
	Sub Total Carried Forward				

Item	Description	Unit	Quantity	Rate	Amount
	Sub Total Brought Forward				
2	<u>Draw Wires</u>				
2,1	Supply and install a 0,6mm diameter galvanised draw wire in sleeves and conduit for data installation	m	100		
3	<u>Distribution Boards</u>				
	Supply, delivery, storage and submission of workshop drawings for the Flush mounted architrave steel type power distribution boards complete with flush trays, doors, switch gear mounting trays, copper busbars, neutral and earth bars, correctly sized internal PVC wiring, labelling and legend cards				
3,1	SU 1 Distribution board	No	5		
	Supply, delivery and installation of SABS approved PVC Conduits completed with all required conduit accessories.				
	<u>Built or Chase into brick or concrete work:</u>				
3,2	20mm PVC Conduit	m	250		
3,3	25mm PVC Conduit	m	250		
	Sub Total Carried Forward				

Item	Description	Unit	Quantity	Rate	Amount
	Sub Total Brought Forward				
	<u>In Ceiling space and Timber work:</u>				
3,4	20mm PVC Conduit	m	100		
3,5	25mm PVC Conduit	m	100		
4	<u>Conduit Boxes</u>				
	Supply and installation of SABS approved conduit boxes, installed in the run of the conduit installation, cast into concrete and built into brickwork or flush inside false ceiling spaces, complete with all required conduit termination accessories.				
4,1	20mm diameter 4 way type(round box)	No	60		
5	<u>Wall Boxes</u>				
	Supply and installation of SABS approved galvanised pressed steel wall boxes for building flush into brickwork or cast into concrete work.				
	<u>Flush mounted type:</u>				
5,1	100 x 50 x 50mm	No	10		
6	<u>PVC Wiring</u>				
	<u>PVC Wiring in conduits:</u>				
6,1	2.5mm ² for lights circuits	m	500		
7	<u>Stranded Bare Copper Earth Wire</u>				
	Supply and installation of stranded bare copper earth wire along with PVC wiring in conduits. Tendered rates shall make provision for wastage.				
7,1	2.5mm ²	m	250		
7,2	4mm ²	m	0		
	Sub Total Carried Forward				

Item	Description	Unit	Quantity	Rate	Amount
	Sub Total Brought Forward				
8	<u>Light Switches</u> Supply and installation of SABS approved type 16A flush and surface type light switches. Final paint finishes shall be confirmed at a later stage, allowance shall however be made as specified in the general specification. All boxes for flush mounting measured elsewhere.				
8,1	1 Lever 1 way	No	5		
9	<u>Light Fittings</u> Supply, delivery to site, storage and installation of the below specified light fittings complete with lamps and tubes. Allowance must be made in the rates for all the required fixing materials and accessories. Fittings to be equal and similar approved to the below quoted manufacture.				
9,1	Ceiling mounted fitting 2x18W CFL - Interior	No	50		
9,2	Wall mounted Bulkhead 2 x 18W PL CFL	No	6		
	Sub Total Carried Forward				

Item	Description	Unit	Quantity	Rate	Amount
	Sub Total Brought Forward				
11	<u>Electrical Tests</u>				
	Making provision for the required inspection, tests and the commissioning of the complete installation and the issuing of the required certificate.				
11,1	Building installation	Sum	5		
12	<u>Other</u>				
12,1	1,5m earth spike complete with clamps	No	5		
12,2	35mm ² Bare copper earth wire	m	25		
12,3	Testing and installation of installation	Sum	1		
Total for internal installation Carried to Summary of Cost (Excl.VAT)					

LIMPOPO: DEPARTMENT OF EDUCATION

ELECTRICAL INSTALLATION

Internal Instal

Block L - 4 Classroom Block New

Item	Description	Unit	Quantity	Rate	Amount
1	<u>Cable and Data Sleeves</u> Supply and installation of PVC Sleeves through floor construction to power distribution board and communication board complete with standard radius sleeve bends				
1,1	75mm Diameter for Data	m	0		Rate Only
1,2	110mm Diameter for power cable	m	10		
	<u>Radius bends:</u>				
1,3	75mm Diameter	No	0		Rate Only
1,4	110mm Diameter	No	2		
	Sub Total Carried Forward				

Item	Description	Unit	Quantity	Rate	Amount
	Sub Total Brought Forward				
2	<u>Draw Wires</u>				
2,1	Supply and install a 0,6mm diameter galvanised draw wire in sleeves and conduit for data installation	m	100		
3	<u>Distribution Boards</u>				
3,1	Supply, delivery, storage and submission of workshop drawings for the Flush mounted architrave steel type power distribution boards complete with flush trays, doors, switch gear mounting trays, copper busbars, neutral and earth bars, correctly sized internal PVC wiring, labelling and legend cards				
3,1	SU 1 Distribution board	No	1		
	Supply, delivery and installation of SABS approved PVC Conduits completed with all required conduit accessories.				
	<u>Built or Chase into brick or concrete work:</u>				
3,2	20mm PVC Conduit	m	300		
3,3	25mm PVC Conduit	m	200		
	Sub Total Carried Forward				

Item	Description	Unit	Quantity	Rate	Amount
	Sub Total Brought Forward				
	<u>In Ceiling space and Tinber work:</u>				
3,4	20mm PVC Conduit	m	200		
3,5	25mm PVC Conduit	m	100		
4	<u>Conduit Boxes</u>				
	Supply and installation of SABS approved conduit boxes, installed in the run of the conduit installation, cast into concrete and built into brickwork or flush inside false ceiling spaces, complete with all required conduit termination accessories.				
4,1	20mm diameter 4 way type(round box)	No	30		
5	<u>Wall Boxes</u>				
	Supply and installation of SABS approved galvanised pressed steel wall boxes for building flush into brickwork or cast into concrete work.				
	<u>Flush mounted type:</u>				
5,1	100 x 50 x 50mm	No	8		
5,2	100 x 100 x 50mm	No	12		
6	<u>PVC Wiring</u>				
	<u>PVC Wiring in conduits:</u>				
6,1	2.5mm ² for lights circuits	m	600		
6,2	4mm ² for plug sockets circuits	m	300		
7	<u>Stranded Bare Copper Earth Wire</u>				
	Supply and installation of stranded bare copper earth wire along with PVC wiring in conduits. Tendered rates shall make provision for wastage.				
7,1	2.5mm ²	m	300		
7,2	4mm ²	m	150		
	Sub Total Carried Forward				

Item	Description	Unit	Quantity	Rate	Amount
	Sub Total Brought Forward				
8	<u>Light Switches</u> Supply and installation of SABS approved type 16A flush and surface type light switches. Final paint finishes shall be confirmed at a later stage, allowance shall however be made as specified in the general specification. All boxes for flush mounting measured elsewhere.				
8,1	1 Lever 1 way	No	8		
9	<u>Socket Outlets</u> Supply and installation of SABS approved switched and unswitched type flush and surface mounted type 16A switched socket outlets suitable for mounting in flush steel wall boxes or in steel pedestal units or on surface. The final colour of the paint finish shall be confirmed at a later stage, allowance shall be made as specified in the specification. All flush type boxes and special pedestals measured elsewhere. <u>Flush switched sockets type:</u>				
9,1	16A 3 pin single socket outlets	No	0		
9,2	16A SA/Euro combined socket outlet	No	8		
10	<u>Light Fittings</u> Supply, delivery to site, storage and installation of the below specified light fittings complete with lamps and tubes. Allowance must be made in the rates for all the required fixing materials and accessories. Fittings to be equal and similar approved to the below quoted manufacture.				
10,1	Ceiling mounted fitting 2x18W CFL - Interior	No	8		
10,2	Wall mounted Bulkhead 2 x 18W PL CFL	No	4		
10,3	1500mm Open channel Fluorescent fitting 2x37W	No	20		
	Sub Total Carried Forward				

Item	Description	Unit	Quantity	Rate	Amount
	Sub Total Brought Forward				
11	<u>Electrical Tests</u>				
	Making provision for the required inspection, tests and the commissioning of the complete installation and the issuing of the required certificate.				
11,1	Building installation	Sum	1		
12	<u>Other</u>				
12,1	1,5m earth spike complete with clamps	No	4		
12,2	35mm ² Bare copper earth wire	m	40		
12,3	Testing and installation of installation	Sum	1		
Total for internal installation Carried to Summary of Cost (Excl.VAT)					

LIMPOPO: DEPARTMENT OF EDUCATION

ELECTRICAL INSTALLATION

Internal Installation

Block K - Administration Block

Item	Description	Unit	Quantity	Rate	Amount
1	<u>Cable and Data Sleeves</u> Supply and installation of PVC Sleeves through floor construction to power distribution board and communication board complete with standard radius sleeve bends				
1,1	75mm Diameter for Data	m	15		
1,2	110mm Diameter for power cable	m	15		
	<u>Radius bends:</u>				
1,3	75mm Diameter	No	2		
1,4	110mm Diameter	No	2		
Sub Total Carried Forward					

Item	Description	Unit	Quantity	Rate	Amount
	Sub Total Brought Forward				
2	<u>Draw Wires</u>				
2,1	Supply and install a 0,6mm diameter galvanised draw wire in sleeves and conduit for data installation	m	500		
3	<u>Distribution Boards</u>				
	Supply, delivery, storage and submission of workshop drawings for the Flush mounted architrave steel type power distribution boards complete with flush trays, doors, switch gear mounting trays, copper busbars, neutral and earth bars, correctly sized interna				
3,1	SU 2 Distribution board	No	1		
4	<u>Conduit Work</u>				
	Supply, delivery and installation of SABS approved PVC Conduits completed with all required conduit accessories.				
	<u>Built or Chase into brick or concrete work:</u>				
4,1	20mm PVC Conduit	m	900		
4,2	25mm PVC Conduit	m	600		
	Sub Total Carried Forward				

Item	Description	Unit	Quantity	Rate	Amount
	Sub Total Brought Forward				
	<u>In Ceiling space and Timber work:</u>				
4,3	20mm PVC Conduit	m	300		
4,4	25mm PVC Conduit	m	200		
5	<u>Conduit Boxes</u>				
	Supply and installation of SABS approved conduit boxes, installed in the run of the conduit installation, cast into concrete and built into brickwork or flush inside false ceiling spaces, complete with all required conduit termination accessories.				
5,1	20mm diameter 4 way type(round box)	No	55		
6	<u>Wall Boxes</u>				
	Supply and installation of SABS approved galvanised pressed steel wall boxes for building flush into brickwork or cast into concrete work.				
	<u>Flush mounted type:</u>				
6,1	100 x 50 x 50mm	No	8		
6,2	100 x 100 x 50mm	No	24		
7	<u>PVC Wiring</u>				
	<u>PVC Wiring in conduits:</u>				
7,1	2.5mm ² for lights circuits	m	2000		
7,2	4mm ² for plug sockets circuits	m	1000		
7,3	6,0 mm ² for plug sockets circuits	m	500		
8	<u>Stranded Bare Copper Earth Wire</u>				
	Supply and installation of stranded bare copper earth wire along with PVC wiring in conduits. Tendered rates shall make provision for wastage.				
8,1	2.5mm ²	m	1000		
8,2	4mm ²	m	500		
8,3	6 mm ²	m	250		
	Sub Total Carried Forward				

Item	Description	Unit	Quantity	Rate	Amount
	Sub Total Brought Forward				
9	<u>Light Switches</u> Supply and installation of SABS approved type 16A flush and surface type light switches. Final paint finishes shall be confirmed at a later stage, allowance shall however be made as specified in the general specification. All boxes for flush mounting meas				
9,1	1 Lever 1 way	No	8		
9,2	2 Lever 2 way	No	2		
10	<u>Socket Outlets</u> Supply and installation of SABS approved switched and unswitched type flush and surface mounted type 16A switched socket outlets suitable for mounting in flush steel wall boxes or in steel pedestal units or on surface. The final colour of the paint finish shall be confirmed at a later stage, allowance shall be made as specified in the specification. All flush type boxes and special pedestals measured elsewhere. <u>Flush switched sockets type:</u>				
10,1	16A SA/Euro combined socket outlet	No	8		
11	<u>Light Fittings</u> Suppy, delievery to site, storage and installation of the below specified light fittings complete with lamps and tubes. Allowance must be made in the rates for all the required fixing materials and accessories. Fittings to be equal and similar approved to the below quoted manufacture.				
11,1	Ceiling mounted fitting 2x18W CFL - Interior	No	2		
11,2	Wall mounted Bulkhead 2 x 18W PL CFL	No	6		
11,3	1200mm Open channel Fluorescent fitting 2x37W	No	2		
11,4	1200x600 Recessed Fluorescent 3x23W LBR	No	24		
11,5	1200mm Open channel Fluorescent fitting 2x23W	No	2		
11,6	2x18W CFL circular downlighters	No	8		
	Sub Total Carried Forward				

Item	Description	Unit	Quantity	Rate	Amount
	Sub Total Brought Forward				
12	<u>Electrical Tests</u> Making provision for the required inspection, tests and the commissioning of the complete installation and the issuing of the required certificate.				
12,1	Building installation	Sum	1		
13	<u>Others</u>				
13,1	300 x 300mm - Telephone DB	No	1		
13,2	100 x 100 x 50mm - Draw box for Communication complete with blank cover	No	1		
13,2	Power Skirting 2 compartment c/w divider	m	40		
13,3	Telephone points	No	8		
13,4	Data points	No	8		
13,5	20A Isolator	No	4		
13,6	30A Isolator points	No	2		
13,7	40A Isolator points	No	2		
14	<u>Lightning Protection</u>				
14,1	1,5m earth spike complete with clamps	No	4		
14,2	35mm ² Bare copper earth wire	m	40		
14,3	Testing and installation of installation	Sum	1		
15	Provisional Sum				
15.1.1	Internet WI-FI	Prov Sum	1	10000	
	Overhead, charges and profit on item 15.1.1	%	10000		
15.1.2	Public Address	Prov Sum	1	15000	
	Overhead, charges and profit on item 15.1.2	%	15000		
Total for internal installation Carried to Summary of Cost (Excl.VAT)					

LIMPOPO : PUBLIC WORKS, ROAD AND INFRASTRUCTURE**ELECTRICAL INSTALLATION**

Internal Installation

Block M - 4 Seater Waterborne

Item	Description	Unit	Quantity	Rate	Amount
1	<u>Cable and Data Sleeves</u> Supply and installation of PVC Sleeves through floor construction to power distribution board and communication board complete with standard radius sleeve bends				
1,1	75mm Diameter for Data	m	0		Rate Only
1,2	110mm Diameter for power cable	m	10		
	<u>Radius bends:</u>				
1,3	75mm Diameter	No	0		Rate Only
1,4	110mm Diameter	No	2		
	Sub Total Carried Forward				

Item	Description	Unit	Quantity	Rate	Amount
	Sub Total Brought Forward				
2	<u>Draw Wires</u>				
2,1	Supply and install a 0,6mm diameter galvanised draw wire in sleeves and conduit for data installation	m	20		
3	<u>Distribution Boards</u>				
	Supply, delivery, storage and submission of workshop drawings for the Flush mounted architrave steel type power distribution boards complete with flush trays, doors, switch gear mounting trays, copper busbars, neutral and earth bars, correctly sized internal PVC wiring, labelling and legend cards				
3,1	SU 1 Distribution board	No	1		
	Supply, delivery and installation of SABS approved PVC Conduits completed with all required conduit accessories.				
	<u>Built or Chase into brick or concrete work:</u>				
3,2	20mm PVC Conduit	m	50		
3,3	25mm PVC Conduit	m	50		
	Sub Total Carried Forward				

Item	Description	Unit	Quantity	Rate	Amount
	Sub Total Brought Forward				
	<u>In Ceiling space and Timber work:</u>				
3,4	20mm PVC Conduit	m	20		
3,5	25mm PVC Conduit	m	20		
4	<u>Conduit Boxes</u>				
	Supply and installation of SABS approved conduit boxes, installed in the run of the conduit installation, cast into concrete and built into brickwork or flush inside false ceiling spaces, complete with all required conduit termination accessories.				
4,1	20mm diameter 4 way type(round box)	No	12		
5	<u>Wall Boxes</u>				
	Supply and installation of SABS approved galvanised pressed steel wall boxes for building flush into brickwork or cast into concrete work.				
	<u>Flush mounted type:</u>				
5,1	100 x 50 x 50mm	No	2		
6	<u>PVC Wiring</u>				
	<u>PVC Wiring in conduits:</u>				
6,1	2.5mm ² for lights circuits	m	100		
7	<u>Stranded Bare Copper Earth Wire</u>				
	Supply and installation of stranded bare copper earth wire along with PVC wiring in conduits. Tendered rates shall make provision for wastage.				
7,1	2.5mm ²	m	50		
7,2	4mm ²	m	0		
	Sub Total Carried Forward				

Item	Description	Unit	Quantity	Rate	Amount
	Sub Total Brought Forward				
8	<u>Light Switches</u> Supply and installation of SABS approved type 16A flush and surface type light switches. Final paint finishes shall be confirmed at a later stage, allowance shall however be made as specified in the general specification. All boxes for flush mounting measured elsewhere.				
8,1	1 Lever 1 way	No	2		
9	<u>Light Fittings</u> Supply, delivery to site, storage and installation of the below specified light fittings complete with lamps and tubes. Allowance must be made in the rates for all the required fixing materials and accessories. Fittings to be equal and similar approved to the below quoted manufacture.				
9,1	Ceiling mounted fitting 2x18W CFL - Interior	No	10		
9,2	Wall mounted Bulkhead 2 x 18W PL CFL	No	6		
	Sub Total Carried Forward				

Item	Description	Unit	Quantity	Rate	Amount
	Sub Total Brought Forward				
11	<u>Electrical Tests</u>				
	Making provision for the required inspection, tests and the commissioning of the complete installation and the issuing of the required certificate.				
11,1	Building installation	Sum	1		
12	<u>Other</u>				
12,1	1,5m earth spike complete with clamps	No	2		
12,2	35mm ² Bare copper earth wire	m	20		
12,3	Testing and installation of installation	Sum	1		
Total for internal installation Carried to Summary of Cost (Excl.VAT)					

ELECTRICAL INSTALLATION**PUBLIC ADDRESS**

Internal Installation

Item	Description	Unit	Quantity	Rate	Amount
1	PUBLIC ADDRESS				
	Provide the sum of R35,000-00 for Installation of Access Control and related accessories	Item	1		
	Contractors Markup	Item			
	Contractors Attendance	Item			
Total for installation Carried to Summary of Cost (Excl.VAT)					

ELECTRICAL INSTALLATION**Area Lighting**

Item	Description	Unit	Quantity	Rate	Amount
1	<i>Public Lighting</i>				
1,1	1 x 57W CFL Post top fitting with electronic gear. To be approved by the Engineer.	No.	20		
1,2	3m galvanised steel poles	No.	20		
1,3	Excavation and backfilling in soft soil	m ³	3,6		
1,4	Excavation and backfilling in hard rock	m ³	18		
1,5	6mm ² 4 core PVC SWA Cable	m	400		
1,6	4mm ² BCEW	m	400		
	<u>Treminations:</u>				
1,8	6mm ² 4 core PVC SWA Cable	No	20		
1,9	4mm ² BCEW	No	20		
1,10	Electrical Danger tape	m	400		
Total for internal installation Carried to Summary of Cost (Excl.VAT)					

ELECTRICAL INSTALLATION**HVAC**


Internal Installation

Item	Description	Unit	Quantity	Rate	Amount
1	HVAC				
	Provide the sum of R 305 790.00 for Installation of HVAC	Item	1		
	Contractors Markup	Item			
	Contractors Attendance	Item			
Total for installation Carried to Summary of Cost (Excl.VAT)					

ELECTRICAL INSTALLATION**ICT**

Internal Installation

Item	Description	Unit	Quantity	Rate	Amount
1	ICT Provide the sum of R288 968,40 for Installation of ICT and related accessories in the administration block Contractors Markup Contractors Attendance	Item Item Item	1		
Total for installation Carried to Summary of Cost (Excl.VAT)					




PART C5: SCOPE OF WORKS

**LIMPOPO DEPARTMENT OF EDUCATION
UPGRADES AND ADDITIONS AT
DIKOLOI SECONDARY SCHOOL**

Section No	<u>FINAL SUMMARY</u>	Page No		Amount
1	PRELIMINARIES AND GENERAL	1/30		
2	4 CLASSROOM BLOCK	2/34		
3	MEDIUM ADMINISTRATION BLOCK	3/37		
4	4 SEAT WATERBORNE TOILET BLOCK	4/36		
5	DEMOLISH (10 PIT TOILETS) AND RENOVATE (10 CLASSROOMS AND 19 TOILETS)	5/32		
6	EXTERNAL WORKS	6/7		
7	PROVISIONAL SUMS	7/9		
	Sub- Total (PART A - MAIN BUILDING WORKS)		R	
	<u>PART B - ELECTRICAL AND MECHANICAL WORK</u>			
	TENDER AMOUNT CARRIED OVER FROM PART B (ELECTRICAL AND MECHANICAL WORK)	Item		
	<u>PART C - CIVIL WORK</u>			
	TENDER AMOUNT CARRIED OVER FROM PART C (CIVIL WORK)	Item		
	Sub- Total - BUILDING COSTS		R	
	<u>CONTINGENCY ALLOWANCE TO THE CONTRACT</u>			
	<u>Contingencies:</u>			
	Allow an amount of R900 000.00 (Nine Hundred Thousand) for contingency allowance to the contract ,to be used at the discretion of the Employer and deducted in whole or in part if not required.	Item		
	<u>PRICE ADJUSTMENT FOR INFLATION TO THE CONTRACT</u>			
	<u>Inflation:</u>			
	Carried Forward		R	

**LIMPOPO DEPARTMENT OF EDUCATION
UPGRADES AND ADDITIONS AT
DIKOLOI SECONDARY SCHOOL**

[illegible]



C5.1 SCOPE OF WORKS

Overview of the works

The project comprises the construction of the following:

The Limpopo Department of Public Works, Roads and Infrastructure invites tenders for Demolition of 10 pit toilets, Renovations of 1 x 4 And 2 x 3 Classroom Blocks, 19 Enviro-loo toilets, Construction of new Medium Admin Block, 4 Classroom Block, 4-Seats Water-Borne Toilet Block and External Works (Septic Tank, Water Reticulations, Walkways, Parking Bays, Assembly area and Fence) at Dikoloi Secondary School in Milton Duff Village, Bochum in Capricorn District, in accordance with the drawings and specifications that will be provided to the contractor.

The Contractor shall provide sufficient qualified technical staff, field staff, and safety personnel to ensure the Works under this contract be satisfactorily carried out safely and meeting the performance targets and programs. The Contractor shall also provide competent attendant(s) to monitor any works in relation to the scope of works.



PART C6: EPWP INFRASTRUCTURE GUIDELINE 2015

PART C6: EPWP INFRASTRUCTURE GUIDELINE 2015



PART C6.1: DATA COLLECTION TOOL



DATA COLLECTION TOOL	
<i>NOTE: The field with the asterick indicates the mandantory.***</i>	
Column A	Column B
Project Details	
Project Name ***	
Project Reference Number ***	
Project description ***	
Project Start Date ***	
Project End Date ***	
Estimated Budget ***	
Project Location	
Province ***	
District/Metro Municipality ***	
Local Municipality/Metro Region ***	
Latitude (in decimal format)	
Longitude (in decimal format)	
Public Body Details	
Public body sphere ***	
Reporting public body that is the project owner (and will report on the project) ***	
Implementing public body type ***	
Public body that will implement the project	
MIG/IDP reference number allocated to the project	
EPWP Details	
EPWP Sector***	Infrastructure
EPWP Program ***	
EPWP Sub programme ***	
Budget Amount	
Financial year ***	1
Total Budget Amount ***	
Wages ***	
UIF ***	
COIDA ***	
Training	
Administration	
Equipment and materials	
Other	
Describe if other	
Outputs and Training	
Output ***	
Desription ***	
Target Quantity ***	
Number of persons to be trained	
Contact person	
Title***	
Initials***	
First Name***	
Surname***	
Email	
Tel (Office)***	
Fax Number	
Cell Number***	
Physical Address ***	
Postal Address	
Postal code	

Beneficiary Details *** NOTE:Give as much information as you possible can on the beneficiaries details.															Location Details ***				Household Details ***		
FirstName ***	Initials ***	Surname ***	Idnumber ***	DateOfBirth ***	Gender ***	Disability ***	StartDate ***	EndDate ***	education level ***	Language ***	Address ***	Nationality ***	Cell Number ***	Governmen t Grant ***	Province ***	District ***	Municipality ***	Ward No.***	Number of people in Household ***	Number of Dependants in Household ***	Number of Children attending school ***

Project Location	
Column A	Column B
Locality Name ***	
Municipality***	
Ward ***	
Subplace***	
Government Facility***	
Project Location ***	

Payment Details ***

[illegible]

Training

ID	Course Name	Code	Type	Start	End	Number of Trainees	Number of Days	Cost	Status	Training Provider

Monthly Progress Report	
Wages ***	
UIF ***	
COIDA ***	
Training	
Administration	
Equipment and materials	
Other	
Describe if other	
Outputs	
Achieved Value ***	
Achieved Percentage ***	

	EPWP Employment Information	
	Name of Project	
	First Name	
	Initials	
	Surname	
	ID Number	
	Nationality	
	Name of Employer	
	Name of Project	
	Signature of Employer	
	Attachment	
	Copy of ID	

Payment Details ***																
Employer			LDPWR&I													
Project Name			Schoemansdal Museum													
Contract Number																
Reporting Month																
Attach proof of payment or register where employees acknowledged receipt of																
	FirstName ***	Initials ***	Surname ***	Idnumber ***	DateOfBirth ***	WageRate ***	No. of Days Worked	AmountPaid ***	WorkDays ***	Training Days Paid	TrainingD ays NonPaid	Total Training Days	Training Course Id	Month ***	Year ***	Signature of Payment Received
1																
2																
3																
4																
5																
6																
7																
8																
9																
10																
11																
12																
13																

ADDITIONAL TENDER NOTES: CIDB BUILD PROGRAMME FOR LDPWRI-B/20097

The following conditions are added to the above-mentioned bid. Bidders are required to include these additional tender conditions as part of their response and sign off.

T1.1 Tender Notice and Invitation to Tender

Added this condition:

*“The conditions of the CIDB Standard for Indirect Targeting for Enterprise Development through Construction Works Contracts **Gazette Notice No. 36190 of 25 February 2013** will be applicable on this project”.*

T1.2 Tender Data

Added this condition:

“The contractor shall achieve in the performance of the contract the Contract Participation Goals (CPG) relating to the engagement of targeted enterprises as established in the CIDB Standard for Indirect Targeting for Enterprise Development through Construction Works Contracts Gazette Notice No.36190 of 25 February 2013. In this case, contractor shall provide a minimum Contract Participation Goal (CPG) of 5% of the total project value and develop targeted enterprises stated under C3 of this document”.

Part C1: Agreement and Contract Data

C1.2 Contract data

Added this condition:

*“The contractor shall achieve in the performance of the contract the Contract Participation Goals (CPG) relating to the engagement of targeted enterprises as established in the **CIDB Standard for Indirect Targeting for Enterprise Development through Construction Works Contracts Gazette Notice No. 36190 of 25 February 2013.**”*

Part C2: Pricing data

C2.1 Pricing assumptions

Added this condition:

‘The Contractor is required to subcontract a minimum of 5% of the project value for Contract Participation Goal (CPG) in subcontracting and development of the targeted enterprises’.

C2.2 Activity Schedules / Bills of Quantity/ Pricing Schedules

Added this condition

The contractor shall be paid as follows:

- 1. Needs analysis and enterprise development plan per Targeted Enterprise*
- 2. Mentoring and interim reporting per Targeted Enterprise; and*
- 3. Project completion report per Targeted Enterprise.*

C3: Scope of work

DESCRIPTION OF THE WORKS

Employer's objectives

Added this condition:

The objective of the project is to provide for a minimum contract participation goal (CPG) of 5% of the total project value and to develop targeted enterprises by the main or lead partner contractors.

The successful contractor shall:

- 1. Subcontract a minimum of 5% of the total project value to targeted enterprises;*
- 2. develop the targeted enterprise/s in two development areas as specified in the Standard, and agreed by both the main contractor and the targeted enterprise/s*
- 3. perform needs analysis on the targeted enterprise to identify developmental goals;*
- 4. provide internal mentorship support to improve the targeted enterprise/s performance;*
- 5. develop a project specific enterprise development plan to improve the targeted enterprise/s performance in the identified developmental areas;*
- 6. monitor and report the progress of the agreed development areas with the targeted enterprise/s and*

7. submit a project completion report to the Employer's representative for each targeted enterprise.

The development of the Targeted Enterprise should be guided by the **CIDB Competence Standard for Contractors Gazette No. 41237, 10 November 2017**. The following table outlines the minimum recognized qualifications to which development of targeted enterprises must be undertaken by the main contractor.

CIDB Grade	Minimum NQF Level	Recognised Qualifications
Business Management		
5 & 6	5	<ul style="list-style-type: none"> National Occupational Qualification in Business Management NQF 5
2 to 4	2	<ul style="list-style-type: none"> National Certificate: Construction Contracting NQF 2
Building and Construction Works Management		
5 & 6	5	<ul style="list-style-type: none"> National Certificate: Management of Building Construction Processes NQF 5
2 to 4	3	<ul style="list-style-type: none"> NCV 4: Civil Engineering and Building Construction, or National Certificate: Supervision of Construction Processes
Civil Engineering Construction Works		
5 & 6	5	<ul style="list-style-type: none"> National Certificate: Management of Civil Engineering Processes NQF 5, or National Diploma: Civil Engineering and Building Diploma
2 to 4	3	<ul style="list-style-type: none"> NCV 4: Civil Engineering and Building Construction or National Certificate: Supervision of Construction Processes, or Further Education and Training Certificate: Supervision of Construction Processes

PROCUREMENT

Added this condition:

The contractor shall appoint an **Enterprise Development Coordinator** who shall:

- develop a project specific Enterprise Development plan to improve the targeted enterprise's performance in the identified developmental areas and shall allocate resources to monitor progress in relation to improved performance; and
- submit to the employer's representative a monthly enterprise development report (Performa – ED105P) which documents all mentoring activities that have taken place during that month and the progress made in improving the targeted enterprise's performance in the agreed developmental areas, countersigned by the targeted enterprise.

Competence Criteria for an Enterprise Development Coordinator

The enterprise development coordinator shall have the following competencies:

- 1.1 Minimum experience of 5 years in the construction industry at Managerial level as a Site Agent, Contracts Manager, Site Manager, Construction Manager, Business Development Manager or Enterprise Development Manager.*
- 1.2 Minimum experience of 2 years in training and development in Building or Construction; and*
- 1.3 National Diploma or B Degree in the Built Environment or Business Management*

Part C4: Site information

MANAGEMENT

The contractor shall provide a competent person/s to provide internal mentorship to the Targeted Enterprise/s in the two agreed developmental areas.

The Format of Communications

The contractor shall submit to the Employer's Representative:

- 1. Project interim reports in the specified format (ED105P) detailing interim values of the CPG that was achieved together with an assessment of the enterprise development support provided should be tabled and discussed at least monthly at progress meetings between employer's representative and the contractor;*
- 2. Project completion report in the specified format (ED101P) to the Employer's Representative for acceptance within 15 days of achieving practical completion. The report shall include the value of the CPG that was certified in accordance with the contract, cidb registration numbers of each and every targeted enterprise, and the value of the subcontracted works or the participation parameter of the joint venture entered into; and*
- 3. Enterprise development declaration (ED104P).*

The above-mentioned reports will be applicable after award of the bids.

.....
Signature


.....
Date

.....
Position

.....
Name of Bidder



PART C7: SITE INFORMATION AND DRAWINGS



PART C7.1: SITE INFORMATION



PART C7.2: DRAWINGS

ARCHITECTURAL DRAWINGS

Dikoloi Secondary School													Sheet 1 of 1			
Project No.	2020_72		13.08.2021													
Register date of issue:	13.08.2021															
Distribution:			Date and quantity:													
Client:																
Civil Engineer:																
Electrical Engineer:																
Fire Consultant:																
Mechanical Engineer:																
Structural Engineer:																
Project Manager																
Quantity Surveyor:																
Wet Services Engineer:																
Transport Engineer																
Health and Safety Consultant																
Landscape Architect																
Contractor																
Other:																
Drawing No.	Drawing Description	Size:	Revisions:													
SITE PLAN																
2020_72 SDP-001	Site development Plan	A0	A													
4 CLASSROOM BLOCK																
2020_72-4CL-100	Floor, Ceiling and Roof Plans	A1	A													
2020_72-4CL-101	Electrical, Lighting and Fire Plans	A1	A													
2020_72-4CL-102	Foundation Plan, Section and Detail	A1	A													
2020_72-4CL-103	Elevations	A1	A													
MEDIUM ADMINISTRATION																
2020_72-MAD-100	Floor, Ceiling and Roof Plan	A1	A													
2020_72-MAD-101	Section Electrical and Fire	A1	A													
2020_72-MAD-102	Foundation plan, Joinery	A1	A													
2020_72-MAD-103	Joinery Details	A1	A													
2020_72-MAD-104	Elevations	A1	A													
2020_72-MAD-105	Window Schedule	A1	A													
2020_72-MAD-106	Door Schedule	A1	A													

4 CUBICLE WATERBORNE ABLUTIONS

2020_72-4WA-100	Plan, Sewer, Electrical, Water and Fire Plans, Foundation layouts	A1	A														
2020_72-4WA-101	Roof plan, Ceiling layout, Window and Door schedule	A1	A														
2020_72-4WA-102	Sections and Elevations	A1	A														
SCHEDULES																	
2020_72-SAN-001	Sanitary Schedule	A1	A														
2020_72-FIN-001	Finishes Schedule	A1	A														
PURPOSE OF ISSUE:		INFORMATION	SIGNED:									DATE RECEIVED:					
Key:	Issued in colour - C	Issued by fax - F		Issued via e-mail - E						Issued on a disk - CD							

CONSTRUCTION NOTES:

- Foundations**
- A1. Concrete foundations - concrete mix type and with steel reinforcement according to structural engineer's drawings. Top of slab footings to be 340mm minimum below N.G.L. Provide test cubes (1 per 15m² or 1 per batch). Finished sides and bottoms of trenches to be treated with ant poison of the Prothor 200 SC or other approved type applied at a rate of not less than 5 litres of solution per m² by a firm of specialists in accordance with SANS Specification 1165 and SANS Code of Practice 0124.
- Concrete to be casted within 24 hours of application. Contractor to provide five year guarantee. AASHTO density in 15 hours of placement. 150mm test cubes to be provided for each 100m² of concrete. Minimum of 1700mm filling to be provided above natural or compacted ground level under floors. All filling to be approved by engineer (imported filling to be minimum G5 or G7 material as per engineer's drawings). Compaction tests to be provided at a rate of one test per 120m² filling area under floors per each layer of 150mm compacted filling. Filling under floors to be treated with ant poison of the Prothor 200 SC or other approved type applied at a rate of not less than 5 litres of solution per m² by a firm of specialists in accordance with SANS Specification 1165 and SANS Code of Practice 0124. Concrete to be casted within 24 hours of application.
- Contractor to provide five year guarantee
- Surface beds and floors**
- B1. Surface bed - concrete mix as described on structural engineer's drawings but minimum 85mm thick on SANS Specification 952 Type C approved USB Green 250 micron waterproofing membrane with laps sealed with pressure sensitive tape. Surface bed cast in alternative sections of maximum 20m² with expansion joints with joints filled up with polysulfide sealer. Provide 10mm thick bitumen impregnated soft board between all walls and concrete and seal joint with polysulfide sealer. Provide test cubes (1 per 15m² or 1 per batch).
- B2. Surface bed on walkways - concrete mix as described on structural engineer's drawings but minimum 85mm thick on SANS Specification 952 Type C approved USB Green 250 micron waterproofing membrane with laps sealed with pressure sensitive tape. Surface bed cast in alternative sections of maximum 20m² with expansion joints with joints filled up with polysulfide sealer. Provide 10mm thick bitumen impregnated soft board between all walls and concrete and seal joint with polysulfide sealer. Provide test cubes (1 per 15m² or 1 per batch).
- B3. Surface bed on roof - concrete mix as described on structural engineer's drawings but minimum 85mm thick on SANS Specification 952 Type C approved USB Green 250 micron waterproofing membrane with laps sealed with pressure sensitive tape. Surface bed cast in alternative sections of maximum 20m² with expansion joints with joints filled up with polysulfide sealer. Provide 10mm thick bitumen impregnated soft board between all walls and concrete and seal joint with polysulfide sealer. Provide test cubes (1 per 15m² or 1 per batch).
- B4. Apron - 1200mm wide 15MPa mass concrete apron with wood floated finish. Apron to be cast in alternative sections in lengths of maximum 3m and to have a 1:100 fall away from building. Apron edge to be thickened by 240mm wide x 115mm deep (net) edge excavated in natural or finished ground level
- Skirtings**
- C1. 19 x 76mm Meranti skirting plugged to walls at 400mm c/c with 19mm meranti quadrant bead plated on. Sand down to a smooth finish, stop with Polycell Woodfiller, stain with Plasscon Woodcare Stain (W-range) (colour meranti), apply one coat Woodcare Ultra Varnish (X44), thinned with 1:3 mineral turpentine (AZH1) and apply two finishing coats Plasscon Woodcare Ultra Varnish (X44) suede varnish to skirtings
- C2. External walls - Corobrik face bricks in stretcher bond with 10mm wide x 6mm deep square recessed joints
- C3. 75 x 75 x 3mm Thick tubular section steel columns with 250mm girth x 4.5mm thick flat section flange. Section U-shaped flange bracket, 200mm long, twice holed and welded to top, 200 x 200 x 10mm thick flat section baseplate, four times holed and welded to bottom. Columns to be fixed to top of brickwork below copings with four M10 x 75mm masonry anchor bolts. Degrease with Plasscon Aquasolv Degreaser (GR1) - remove rust with Plasscon Rust Remover (RR1) - prime with Plasscon Metal Primer (UC501) and apply two coats Plasscon Polym Wails & Ceilings (EP1) PVA paint. Colour as per finishes schedule.
- C4. All exposed expansion joints in walls and floors to be filled in with Urochem 205 polysulfide joint sealant after surfaces have been primed with Urochem 614 primer
- D9. Expansion joints in walls and ceilings to be covered with 2 x 500mm Migura KF250/30 aluminium cover strips
- Window sills**
- E1. Internal window sills - 15 x 150mm nute-cement window sills, beaded and set flat in 1/4 cement mortar. Prime with one coat Plasscon Multi-Surface Primer (WUP1) and apply two coats Plasscon Polym Wails & Ceilings (EP1) PVA paint. Colour as per finishes schedule
- E2. External window sills - Middlewilt Fynbos Gerd face brick-on-edge sloping sill to match walls with 10 x 6mm square recessed joints
- Ceilings and cornices**
- F1. Internal cornice - 19 x 76mm Meranti cornice nailed to walls at 400mm centres maximum. Sand down to a smooth finish, stop with Polycell Woodfiller, stain with Plasscon Woodcare Stain (W-range) (colour meranti), apply one coat Plasscon Woodcare Ultra Varnish (X44), thinned with 1:3 mineral turpentine (AZH1) and apply two finishing coats Plasscon Woodcare Ultra Varnish (X44) suede varnish to cornices
- F2. Ceilings - 6mm Everite Nute-fluo-cement boards nailed to 38 x 38mm SAP bracing at 400mm centres maximum with 20 degrees pitch. 50 x 70mm SAP purlins at maximum 1200mm centres. 38 x 114mm SAP wall plate to be cardium treated before fitting. Truss manufacture to provide certificate and guarantee for design and erection of trusses as well as detailed drawings of trusses. Trusses to be erected on ground level and braced with 25mm diameter galvanized steel wire ties, built into walls minimum 6 courses. Purlins nailed to trusses must also be secured with 2.5mm diameter galvanized steel wire, twice wrapped around and tied around rafters and purlins. All exposed parts of trusses, purlins, etc. to be sanded smooth, seal knots with Plasscon Knot Seal (PK2), prime with one coat Plasscon Wood Primer (UC2) and apply two coats Plasscon Enamel Doors & Trims paint. Colour as per finishes schedule.
- G5. Gutters - 100 x 100mm High gutters formed of 0.58mm galvanized steel iron with Globalcoat finish (colour Gensbok Sand). All brackets, etc. to be pre-coated with Globalcoat to match colour of gutters
- G6. Downpipes - 100mm Diameter downpipes formed of 0.58mm galvanized steel iron with Globalcoat finish (colour Gensbok Sand). All brackets, etc. to be pre-coated with Globalcoat to match colour of gutters
- G7. Ridge and hip flashings - 0.6mm galvanized sheet iron standard factory manufactured FK13 barge or gable flashing with Globalcoat finish (colour Traffic Green)
- G8. Flashings at bottom of louvers - 0.6mm galvanized sheet iron standard factory manufactured FK8 headwall flashing and FK7 counter flashing with Globalcoat finish (colour Traffic Green)
- Fittings**
- H1. Vitrex Model 2400 (code 2404) enamelled green folding type writing board with wall mounted centre board 2000 x 1200mm high, two wall mounted side boards each 1000 x 1200mm high & two swing leaves each 1000 x 1200mm high with permanent aluminum oak rail
- H2. Vitrex System 2000 (code 2317) light grey wall mounted pinning board, size 2000 x 1200mm high (2 per classroom)
- H3. Vitrex System 2000 (code 2317) light grey wall mounted pinning board, size 2000 x 1200mm high with permanent aluminum oak rail
- H4. Five rows of 19mm Thick laminated SA Pine shelving, 350mm wide, evenly spaced & fixed from underside to 350mm wide Sheldo epoxy powder coated steel brackets. Brackets to be fixed to 25mm wide x 2134mm long double slotted epoxy powder coated Sheldo type F76 wall bands, plugged to walls at maximum 600mm c/c. Sand down to a smooth finish, stop with Polycell Woodfiller, apply one coat Plasscon Woodcare Ultra Varnish (X44) thinned with 1:3 mineral turpentine (AZH1) then apply two finishing coats Plasscon Woodcare Clear Ultra (X44) suede varnish to shelves
- Miscellaneous**
- I1 9 Kg DCP fire extinguisher fitted to 400 x 200 x 22mm thick meranti backplate with chamfered edges. Sand down to a smooth finish, stop with Polycell Woodfiller, apply one coat Plasscon Woodcare Ultra Varnish (X44) suede varnish thinned with 1:3 mineral turpentine (AZH1) then apply two finishing coats Plasscon Woodcare Clear Ultra (X44) suede varnish to backplate
- I2 Safelet fire hose reel with 30m hose. Supply 152 x 152 x 3mm thick Union AL5066-06ASE08 aluminium engraved red fire hose reel sign & Union AL5066-06ASE08 aluminium engraved red down arrow sign above the hose reel. Water supply in buildings to fire hose reel to be 25mm galvanized mild steel. Degrease exposed parts of pipes with Plasscon Aquasolv Degreaser (GR1) - remove any rust with Plasscon Rust Remover (RR1), prime with Plasscon Metal Primer (UC501) and apply two coats Plasscon Enamel Doors & Trims (G-range) paint - colour Signal Red (G7). Provide 150 x 150mm Union AL5066-E06ZAS aluminium fire sign & Union AL5066-E08ZAS aluminium red down arrow sign above the hose reel.

NOTES :

- 1) Wherever to comply with Standard Specification of materials and methods to be used - SABS 0400
- 2) Light switch in Dashed circle to be at 1200 mm above FFL
- 3) All dimensions to be as indicated unless otherwise stated
- 4) Gully positions to be determined as per site prescribed overall drainage
- 5) All dimensions to be as indicated unless otherwise stated
- 6) All dimensions to be as indicated unless otherwise stated
- 7) All dimensions to be as indicated unless otherwise stated
- 8) Trusses to be designed in accordance with SABS 0400 & approved by Professional Engineer

ISSUED FOR TENDER

SIGNATURE TABLE

DISCIPLINE	SIGNATURE	DATE
CLIENT		
PLANNING		
ENGINEERING		
ENVIRONMENTAL OFFICER		
ROADS/STORMWATER		
WATER AND SANITATION		
ENVIRONMENTAL OFFICER		

REVISIONS
REVISIONS



DIKOLOI SECONDARY SCHOOL

INSTITUTION BMS NUMBER

920210128

NEW BUILDINGS & ALTERATIONS

DOCUMENTATION & PROCUREMENT

ARCHITECTURAL

PROJECT STAGE

4 CLASSROOM BLOCK

WORK DESCRIPTION - SUB DIVISION

DRAWING DESCRIPTION

PROJECT STAGE

ARCHITECTURAL

PROJECT STAGE

ARCHITECTURAL

PROJECT STAGE

ARCHITECTURAL

PROJECT STAGE

ARCHITECTURAL

PROJECT STAGE

ARCHITECTURAL

PROJECT STAGE

ARCHITECTURAL

PROJECT STAGE

ARCHITECTURAL

PROJECT STAGE

ARCHITECTURAL

PROJECT STAGE

ARCHITECTURAL

PROJECT STAGE

ARCHITECTURAL

PROJECT STAGE

ARCHITECTURAL

PROJECT STAGE

ARCHITECTURAL

PROJECT STAGE

ARCHITECTURAL

PROJECT STAGE

ARCHITECTURAL

PROJECT STAGE

ARCHITECTURAL

PROJECT STAGE

ARCHITECTURAL

PROJECT STAGE

ARCHITECTURAL

PROJECT STAGE

ARCHITECTURAL

PROJECT STAGE

ARCHITECTURAL

PROJECT STAGE

ARCHITECTURAL

PROJECT STAGE

ARCHITECTURAL

PROJECT STAGE

ARCHITECTURAL

PROJECT STAGE

ARCHITECTURAL

PROJECT STAGE

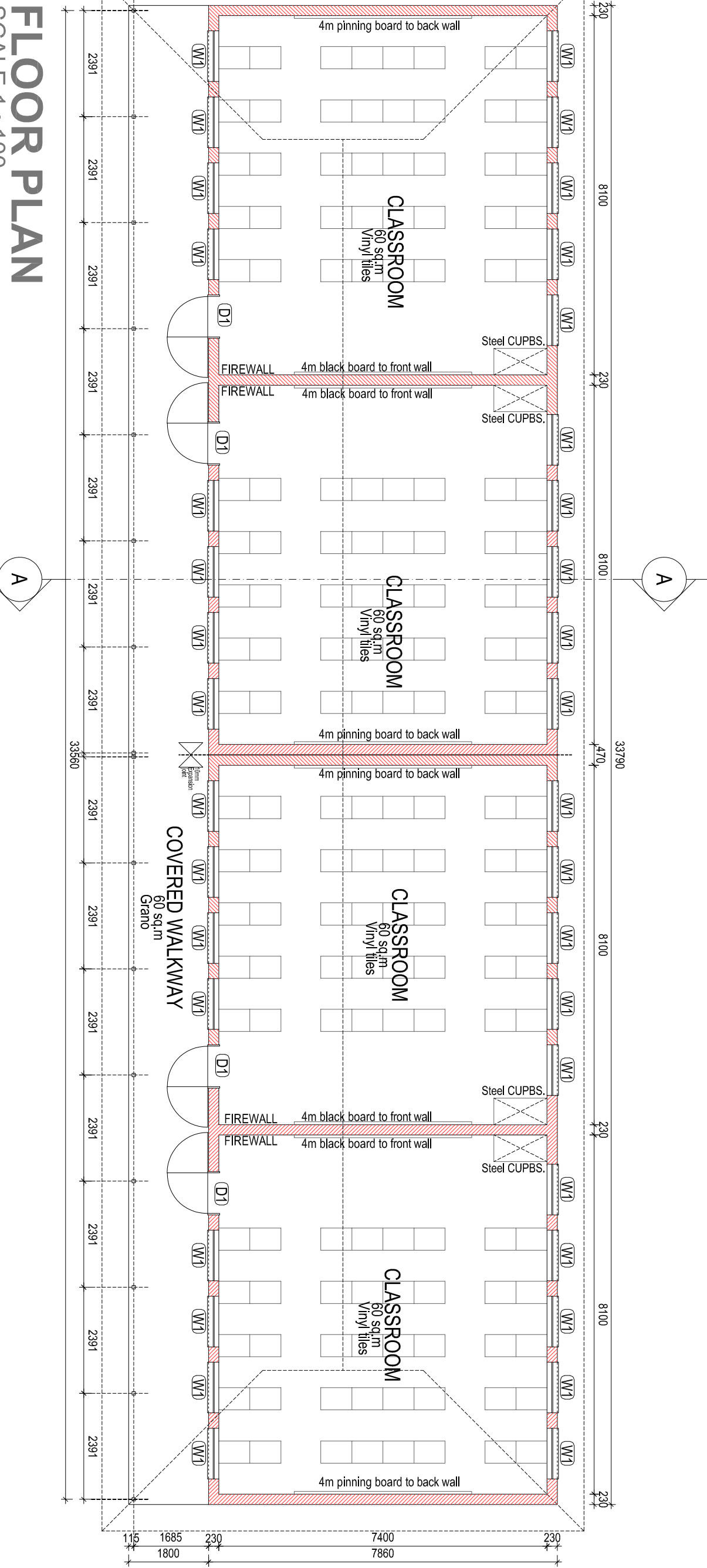
ARCHITECTURAL

PROJECT STAGE


ARCHITECTURAL

PROJECT STAGE

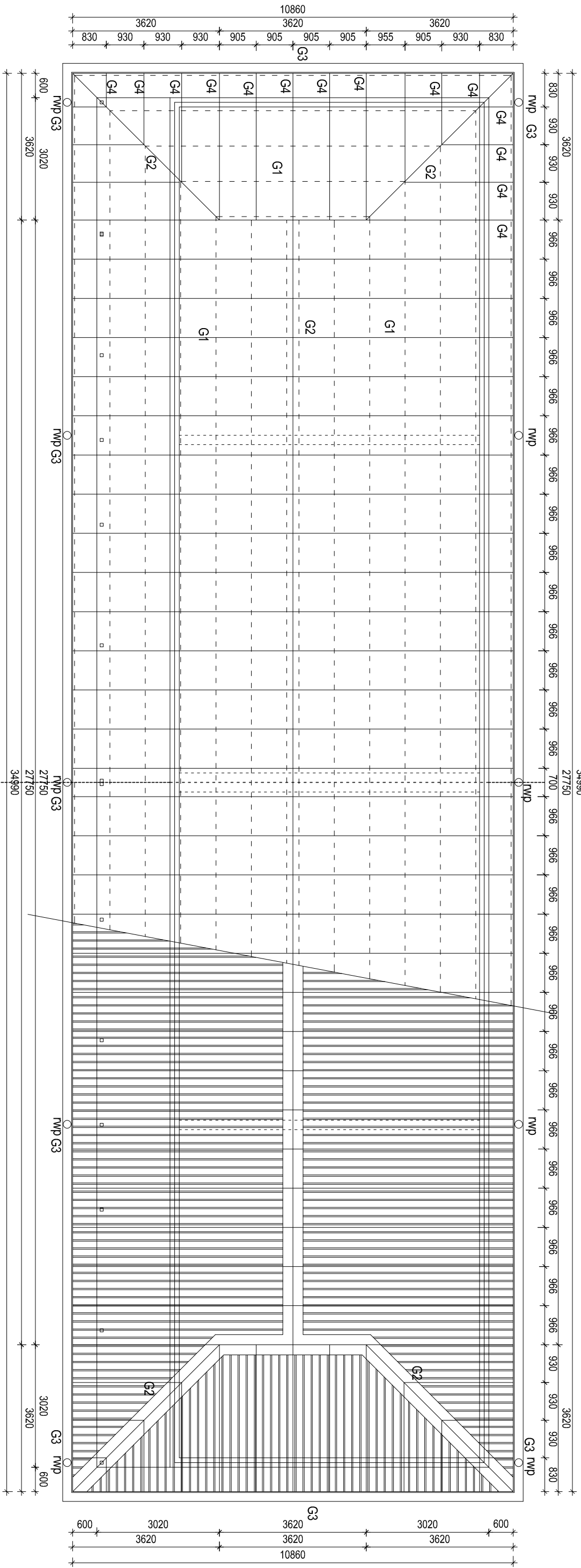
ARCHITECTURAL



FLOOR PLAN
SCALE 1 : 100

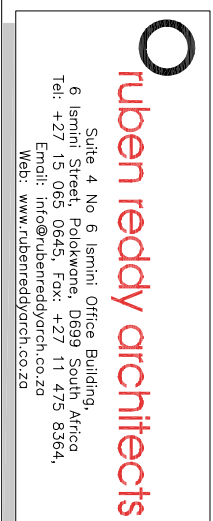


CEILING PLAN
SCALE 1 : 100



ROOF PLAN
SCALE 1 : 100

NO.	DATE	BY	CHKD.
1	2020_12-01	100	A



CONTRACTOR :

NOTES

- [illegible]

Symbol Description
1500mm earth spike

CLASSROOM
60' x 100'

CLASSROOM
60' x 100'

CLASSROOM
60' x 100'

Section

Detail

Notes:

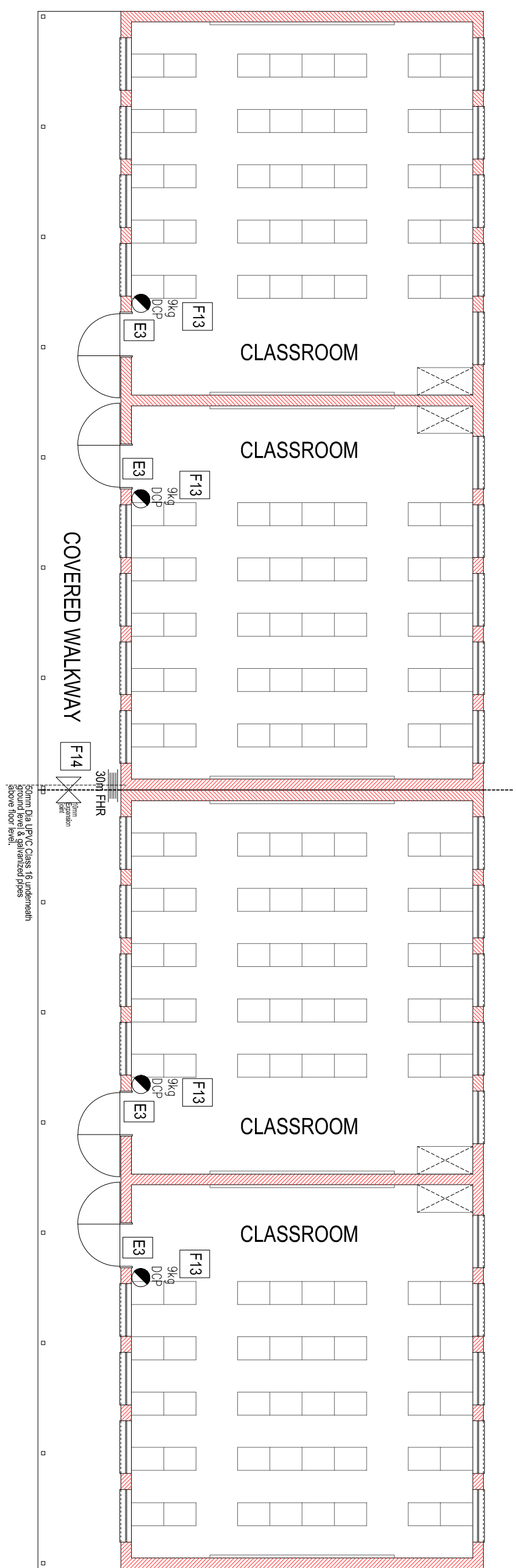
- The earthing and lightning protection shall be installed by a specialist.
- The specialist shall ensure the installation complies with the requirements of SANS 10199 and SANS 62305 and shall certify after completion of the works.
- All down conductors shall be of solid aluminium conductor and shall be installed inside 62mm PVC pipes which shall be chased into the wall.
- All connections between conductor and earth spikes shall be exothermically welded.
- The layout shown for electrodes installation is a guide and should there be any deviation the rods deeper into the ground or add more rods to lower the ground resistance shall inform the Electrical Engineer.

Table 1: Material and Installation Details

Item	Description	Quantity
1	1500mm x 50mm x 5mm Galvanised Steel Rods (GSR) - 1500mm x 50mm x 5mm	10
2	1500mm x 50mm x 5mm Galvanised Steel Rods (GSR) - 1500mm x 50mm x 5mm	10
3	1500mm x 50mm x 5mm Galvanised Steel Rods (GSR) - 1500mm x 50mm x 5mm	10
4	1500mm x 50mm x 5mm Galvanised Steel Rods (GSR) - 1500mm x 50mm x 5mm	10
5	1500mm x 50mm x 5mm Galvanised Steel Rods (GSR) - 1500mm x 50mm x 5mm	10
6	1500mm x 50mm x 5mm Galvanised Steel Rods (GSR) - 1500mm x 50mm x 5mm	10
7	1500mm x 50mm x 5mm Galvanised Steel Rods (GSR) - 1500mm x 50mm x 5mm	10
8	1500mm x 50mm x 5mm Galvanised Steel Rods (GSR) - 1500mm x 50mm x 5mm	10
9	1500mm x 50mm x 5mm Galvanised Steel Rods (GSR) - 1500mm x 50mm x 5mm	10
10	1500mm x 50mm x 5mm Galvanised Steel Rods (GSR) - 1500mm x 50mm x 5mm	10





















































































































ELECTRICAL AND LIGHTING PLAN

SCALE 1 : 100



FIRE PLAN

SCALE 1 : 100

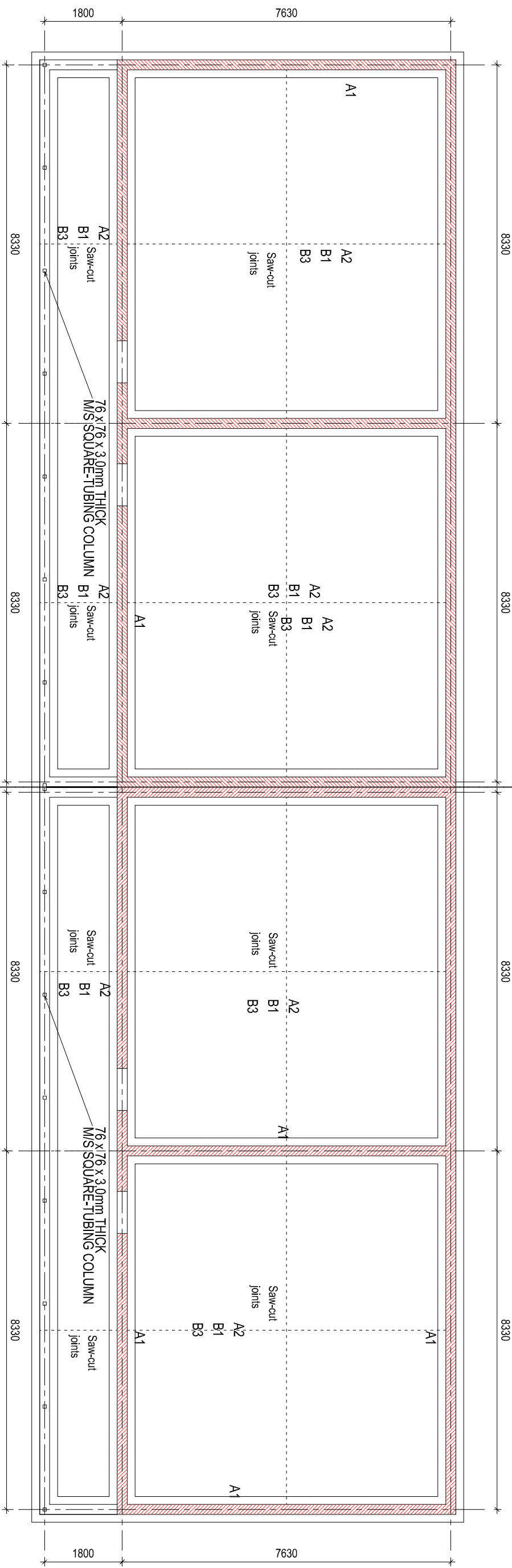
 2000mm  MAXIMUM 1250mm  MINIMUM 500mm  F1		F1  F2  F3  F4  F5  F6  F7  F8  F9  F10  F11  F12  F13  F14  F15  F16  F17  F18  F19  F20  F21  F22  F23  F24  F25  F26  F27  F28  F29  F30  F31  F32  F33  F34  F35  F36  F37  F38  F39  F40  F41  F42  F43  F44  F45  F46  F47  F48  F49  F50  F51  F52  F53  F54  F55  F56  F57  F58  F59  F60  F61  F62  F63  F64  F65  F66  F67  F68  F69  F70  F71  F72  F73  F74  F75  F76  F77  F78  F79  F80  F81  F82  F83  F84  F85  F86  F87  F88  F89  F90  F91  F92  F93  F94  F95  F96  F97  F98  F99  F100  F101  F102  F103  F104  F105  F106  F107  F108  F109  F110  F111  F112  F113
---	--	--

<

NOTES

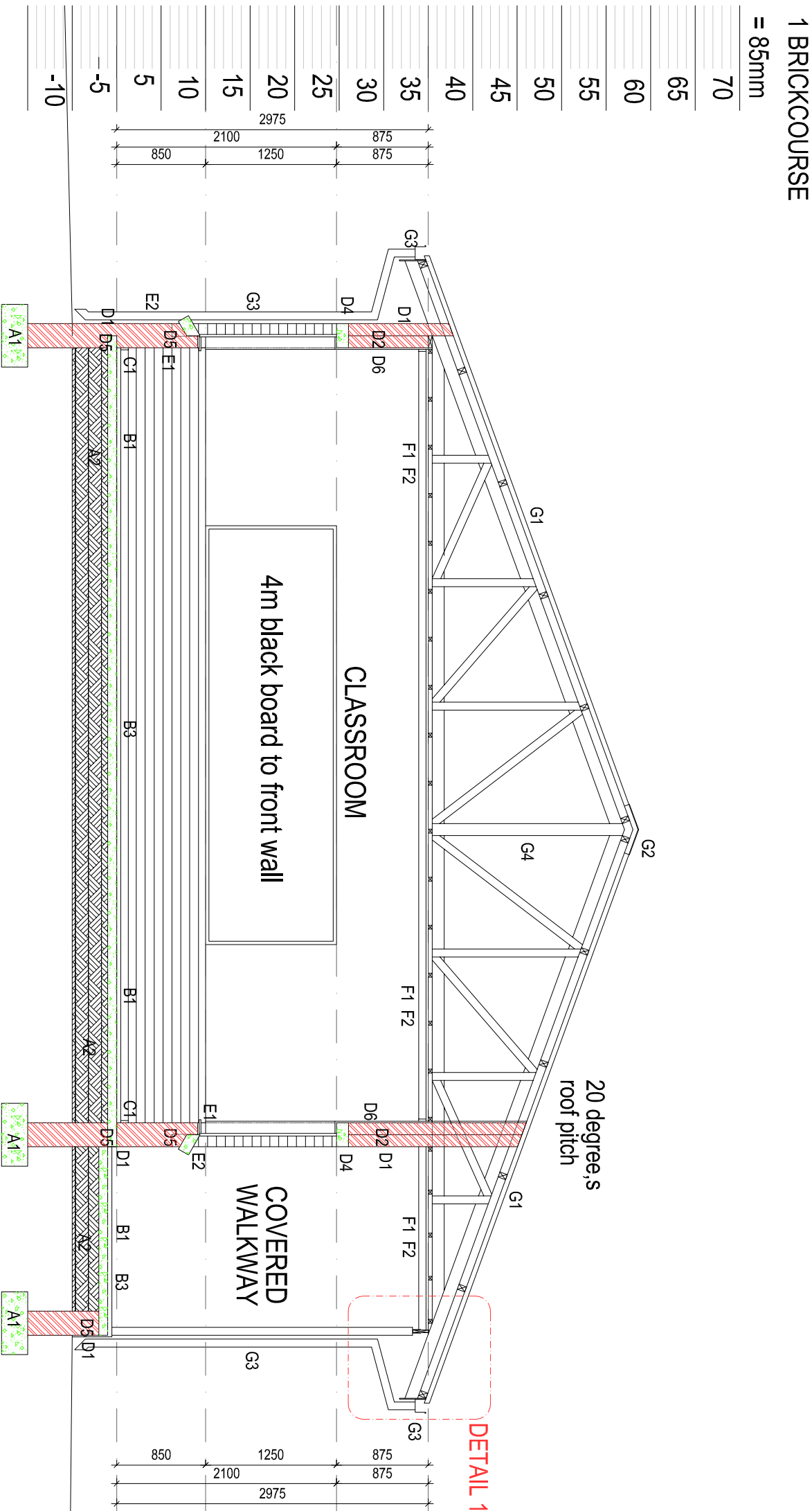
- | | | | |
|----|---|-----|---|
| 11 | Whenever it is required to comply with Standard Specification of materials and methods to be used - SABS Q400 | 21 | Stainless steel in basket shall be at 1200 mm above FFL |
| 12 | At least 1000 mm | 22 | At least 1000 mm |
| 13 | At least 1000 mm | 23 | At least 1000 mm |
| 14 | At least 1000 mm | 24 | At least 1000 mm |
| 15 | At least 1000 mm | 25 | At least 1000 mm |
| 16 | At least 1000 mm | 26 | At least 1000 mm |
| 17 | At least 1000 mm | 27 | At least 1000 mm |
| 18 | At least 1000 mm | 28 | At least 1000 mm |
| 19 | At least 1000 mm | 29 | At least 1000 mm |
| 20 | At least 1000 mm | 30 | At least 1000 mm |
| 21 | At least 1000 mm | 31 | At least 1000 mm |
| 22 | At least 1000 mm | 32 | At least 1000 mm |
| 23 | At least 1000 mm | 33 | At least 1000 mm |
| 24 | At least 1000 mm | 34 | At least 1000 mm |
| 25 | At least 1000 mm | 35 | At least 1000 mm |
| 26 | At least 1000 mm | 36 | At least 1000 mm |
| 27 | At least 1000 mm | 37 | At least 1000 mm |
| 28 | At least 1000 mm | 38 | At least 1000 mm |
| 29 | At least 1000 mm | 39 | At least 1000 mm |
| 30 | At least 1000 mm | 40 | At least 1000 mm |
| 31 | At least 1000 mm | 41 | At least 1000 mm |
| 32 | At least 1000 mm | 42 | At least 1000 mm |
| 33 | At least 1000 mm | 43 | At least 1000 mm |
| 34 | At least 1000 mm | 44 | At least 1000 mm |
| 35 | At least 1000 mm | 45 | At least 1000 mm |
| 36 | At least 1000 mm | 46 | At least 1000 mm |
| 37 | At least 1000 mm | 47 | At least 1000 mm |
| 38 | At least 1000 mm | 48 | At least 1000 mm |
| 39 | At least 1000 mm | 49 | At least 1000 mm |
| 40 | At least 1000 mm | 50 | At least 1000 mm |
| 41 | At least 1000 mm | 51 | At least 1000 mm |
| 42 | At least 1000 mm | 52 | At least 1000 mm |
| 43 | At least 1000 mm | 53 | At least 1000 mm |
| 44 | At least 1000 mm | 54 | At least 1000 mm |
| 45 | At least 1000 mm | 55 | At least 1000 mm |
| 46 | At least 1000 mm | 56 | At least 1000 mm |
| 47 | At least 1000 mm | 57 | At least 1000 mm |
| 48 | At least 1000 mm | 58 | At least 1000 mm |
| 49 | At least 1000 mm | 59 | At least 1000 mm |
| 50 | At least 1000 mm | 60 | At least 1000 mm |
| 51 | At least 1000 mm | 61 | At least 1000 mm |
| 52 | At least 1000 mm | 62 | At least 1000 mm |
| 53 | At least 1000 mm | 63 | At least 1000 mm |
| 54 | At least 1000 mm | 64 | At least 1000 mm |
| 55 | At least 1000 mm | 65 | At least 1000 mm |
| 56 | At least 1000 mm | 66 | At least 1000 mm |
| 57 | At least 1000 mm | 67 | At least 1000 mm |
| 58 | At least 1000 mm | 68 | At least 1000 mm |
| 59 | At least 1000 mm | 69 | At least 1000 mm |
| 60 | At least 1000 mm | 70 | At least 1000 mm |
| 61 | At least 1000 mm | 71 | At least 1000 mm |
| 62 | At least 1000 mm | 72 | At least 1000 mm |
| 63 | At least 1000 mm | 73 | At least 1000 mm |
| 64 | At least 1000 mm | 74 | At least 1000 mm |
| 65 | At least 1000 mm | 75 | At least 1000 mm |
| 66 | At least 1000 mm | 76 | At least 1000 mm |
| 67 | At least 1000 mm | 77 | At least 1000 mm |
| 68 | At least 1000 mm | 78 | At least 1000 mm |
| 69 | At least 1000 mm | 79 | At least 1000 mm |
| 70 | At least 1000 mm | 80 | At least 1000 mm |
| 71 | At least 1000 mm | 81 | At least 1000 mm |
| 72 | At least 1000 mm | 82 | At least 1000 mm |
| 73 | At least 1000 mm | 83 | At least 1000 mm |
| 74 | At least 1000 mm | 84 | At least 1000 mm |
| 75 | At least 1000 mm | 85 | At least 1000 mm |
| 76 | At least 1000 mm | 86 | At least 1000 mm |
| 77 | At least 1000 mm | 87 | At least 1000 mm |
| 78 | At least 1000 mm | 88 | At least 1000 mm |
| 79 | At least 1000 mm | 89 | At least 1000 mm |
| 80 | At least 1000 mm | 90 | At least 1000 mm |
| 81 | At least 1000 mm | 91 | At least 1000 mm |
| 82 | At least 1000 mm | 92 | At least 1000 mm |
| 83 | At least 1000 mm | 93 | At least 1000 mm |
| 84 | At least 1000 mm | 94 | At least 1000 mm |
| 85 | At least 1000 mm | 95 | At least 1000 mm |
| 86 | At least 1000 mm | 96 | At least 1000 mm |
| 87 | At least 1000 mm | 97 | At least 1000 mm |
| 88 | At least 1000 mm | 98 | At least 1000 mm |
| 89 | At least 1000 mm | 99 | At least 1000 mm |
| 90 | At least 1000 mm | 100 | At |

ISSUED FOR TENDER	
SIGNATURE TABLE	
DISCIPLINE	DATE
CIENT	
PLAN EXAMINER	
PREF CONTROL	
ENVIRONMENTAL OFFICER	
ROADS SUPERVISOR	
WATER AND SANITATION	
ENVIRONMENTAL OFFICER	
REVISED	DESCRIPTION:
REVISION	
SIZE ON ORIGINAL DRAWING 10 mm	
 <p>LIMPOPO PROVINCIAL GOVERNMENT REPUBLIC OF SOUTH AFRICA Department of Public Works</p>	
DIKOLO SECONDARY SCHOOL INSTITUTION NUMBER: _____ SERVICE: _____ NEW BUILDINGS & ALTERATIONS DOCUMENTATION & PROCUREMENT DISCIPLINE: _____ PROJECT STAGE: _____ ARCHITECTURAL 3 WORK DESCRIPTION - SEE DIVISION 4 CLASSROOM BLOCK DRAWING DESCRIPTION: FOUNDATION PLAN, SECTION & DETAIL	
DATE	DATE
RESPONSIBLE PROFESSIONAL	PR. NUMBER
DRAWING C/D PROVIDED	
CONSULTANT :	
 ruben reddy architects Suite A No 6 Jomo Kenyatta Building 8th Floor, 15-1600 Oakes Road, +27 11 473 8894. Tel: +27 11 500 0464 Fax: +27 11 473 8894. Web: www.rubenreddy.co.za	
CONTRACTOR :	
FILE NO.	ITEM NO.
DESIGN	DRAWN
SCALE	1:100
CHECKED	
AUTOCAD	FILE NAME
DRAWING NUMBER	REVISED
2020_72-4C1-102	A

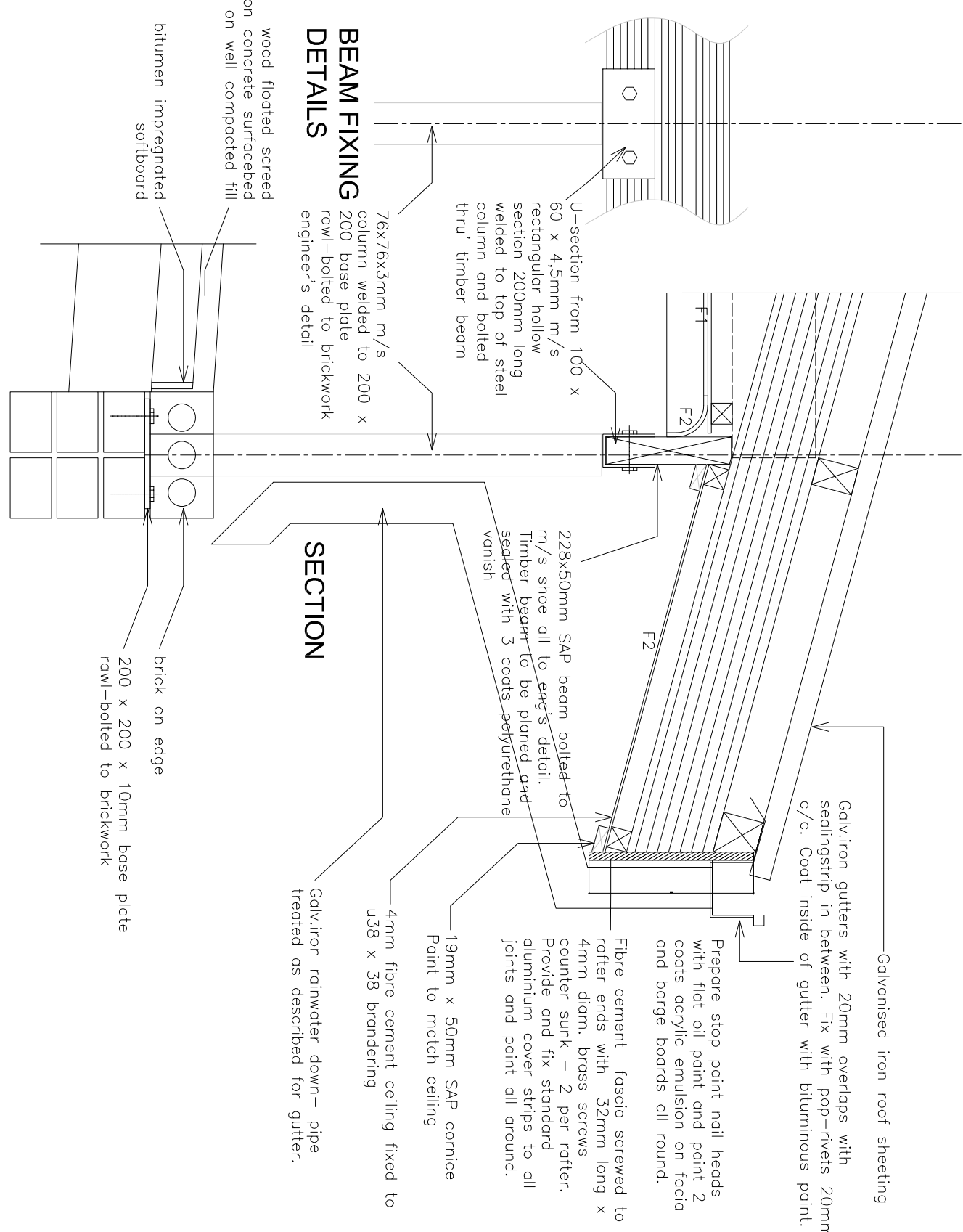


FOUNDATION PLAN
SCALE 1 : 100

NOTE: FOUNDATION PLAN & DETAILS - WHERE APPLICABLE REFER TO ENGINEERS DRAWINGS & DETAIL FOR REINFORCED CONCRETE FOUNDATIONS.



SECTION A-A
SCALE 1 : 50




DETAIL 1
SCALE 1:10

NOTES

- [illegible]

SIGNATURE TABLE	
DISCIPLINE	DATE
CLIENT	SIGNATURE
PLAN EXAMINER	
FIRE CONTROL	
ENVIRONMENTAL OFFICER	
ROADS / STORMWATER	
WATER AND SANITATION	
ENVIRONMENTAL OFFICER	

REV NO	DATE :	DESCRIPTION :
REVISIONS		



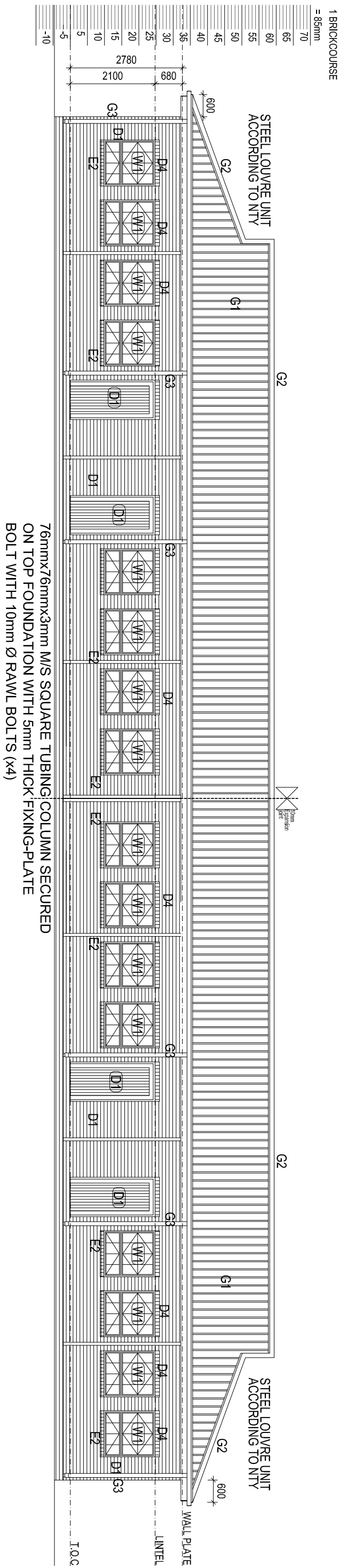
LIMPOPO
PROVINCIAL GOVERNMENT
 REPUBLIC OF SOUTH AFRICA

Department of
Public Works

DIKOLAI SECONDARY SCHOOL INSTITUTIONS NAME	
920210128	SERVICE
NEW BUILDINGS & ALTERATIONS CONTRACT SECTION	
DOCUMENTATION & PROCUREMENT DISCIPLINE	
ARCHITECTURAL	PROJECT STAGE
WORK DESCRIPTION - SEE DIVISION 4 CLASSROOM BLOCK	3
DRAWING DESCRIPTION	

ELEVATIONS, WINDOW AND DOOR			
FILE NO.			ITEM NO.
DESIGN			DRAWN
SCALE	1:100		CHECKED
DATE	RESPONSIBLE PROFESSIONAL NAME		SIGNATURE
			PR. NUMBER
DRAWING CO.-OPERATED			

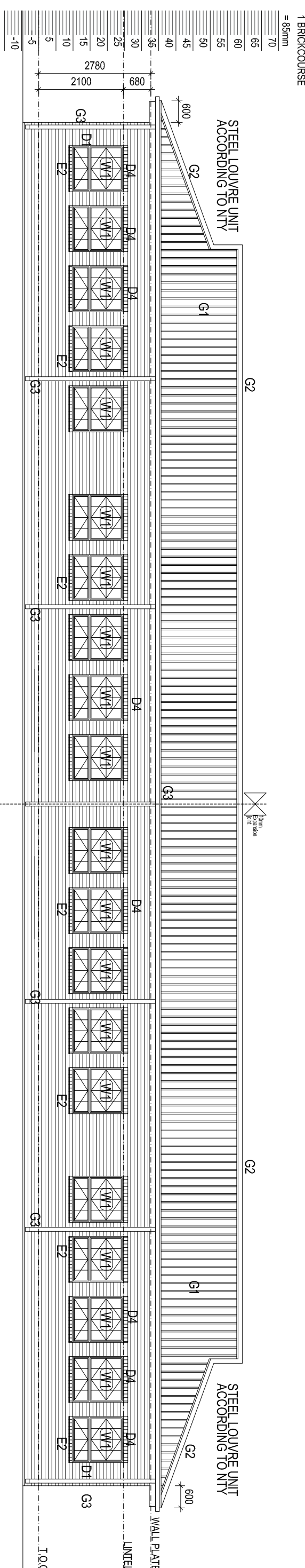
CITY		AUTO CAD		FILE	
SYSTEM		DRAWING NUMBER		REV	
SITE				REVZ	
A 1		2020_72-4C-103		A	



76mmx76mmx3mm M/S SQUARE TUBING COLUMN SECURED ON TOP FOUNDATION WITH 5mm THICK FIXING-PLATE BOLT WITH 10mm Ø RAWL BOLTS (x4)

FRONT ELEVATION


SCALE 1 : 100



BACK ELEVATION

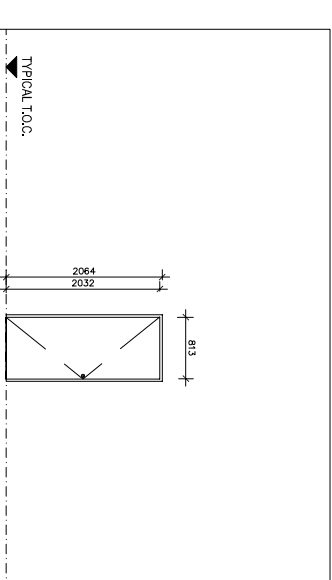
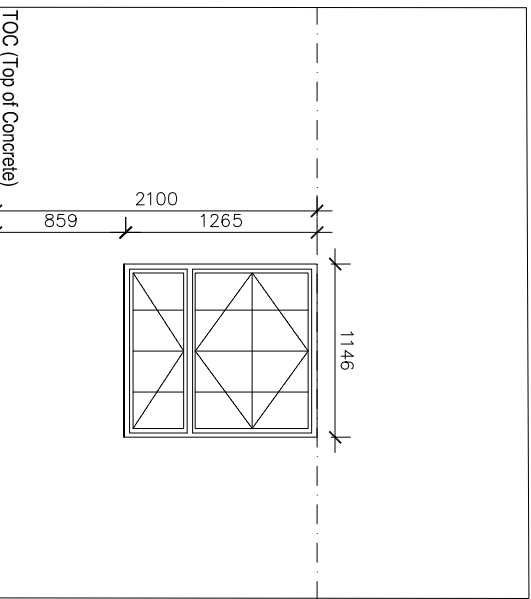
SCALE 1 : 100

SCALE 1 : 100



SIDE ELEVATION

SCALE 1 : 100

[illegible]

NUMBER	W01
TYPE	AS FEE PLAN
AREA	Standard horizontal oval type steel window type 58, 14 x 172mm (high)
WINDOW	
GLASS	6.38mm laminated clear safety glass
FITTINGS	STANDARD BRASS FITTINGS
BURGULAR RESISTANCE	12 x 2cm metal angle bars at all seams to fix up with vertical and horizontal section of window
FINISH	Sooty primer (ICI205) or two coats stucco enamel Dulux Prime (ICI205) or two coats stucco enamel Dulux Prime (ICI205) or two coats stucco enamel Canyon (ICI4C-12)
NOTES	HEAVY STEEL SECTION

CONSTRUCTION NOTES

Foundations

A1. Concrete foundations - concrete mix type and with steel reinforcement according to structural engineer's drawings. Top of strip footings to be 340mm minimum below N.G.L. Provide test cubes (1 per 15m² or 1 per batch). Finished sides and bottoms of trenches to be treated with bit poison of the Prothon 200 SC or other approved type applied at a rate of not less than 5 litres of solution per m² by a firm of specialists in accordance with SANS Specification 1165 and SANS Code of Practice 0124.

A2 backfilling and filling under floors – In general, approved filling compacted to at least 93% MDD, ASHTO density in layers no greater than 150 mm (6 inches) thick, is required. The minimum depth of backfill or fill material placed beneath floor slabs shall be a minimum 150-mm (6-in.) layer. To engineer's drawings for detail in case of poor soil conditions. Minimum of 170mm filling to be provided above natural or compacted ground level under floors. All filling to be approved by engineer (improved filling to be minimum 6S or G7 material as per engineer's drawings). Compaction tests to be provided at a rate of one test per 22m² filling area under floors for each size of 150mm compacted filling. Filling under floors to be treated with an jobson of the P20r SCS or other approved type applied at a rate of not less than 5 litres of solution per m² by a firm of specialists in accordance with SANS specification 11 and SANS code of Practice 0174. Concrete to be casted within 24 hours of application.

161. Surface seal - concrete mix as described on structural engineer's drawings but minimum 85mm thick per SANS Specification 952. Type C approved Ultra Green 20 micron waterproofing membrane with laps sealed with pressure sensitive tape. Surface bed cast in alternative sections of maximum 20m² with saw cut joints with joints filled up with polysulfide sealer. All saw cut joints to be done within 24 hours after casting of concrete. Provide 10mm thick lithium impregnated soft board between all wall and ceiling (sides and seal joint with polysulfide sealer. Provide mesh ref. no. 193 as per structural engineer's drawings. Provide test cubes (1 per meter / 1 per batch)

22. Provide test cubes (1 per 50m² or 1 per batch).

all external door openings external surface boots must be level with granolithic finished floor. Finish of edges of screed smooth with edging tool.

But, Apron - 1200mm wide 15MPa mass concrete apron with wood floated finish. Apron to be cast in alternative sections in lengths of maximum 3m and to have a 1:100 fall away from building. Apron edge to be thickened by 240mm wide x 115mm deep (see) ledge excavated in natural or finished ground level.

C1. 19 x 66mm Meranti skirting plugged to walls at 400mm c/c with 19mm meranti quadrant bead plated on. Sand down to a smooth finish, stop with Polyseal Woodfiller, stain with Plascen Woodcare Stain (W-rango) (colour meranti), apply one coat Plascen Ultra Varnish (X44), finish with 1:3 mineral turpentine (AZH+) and apply two finishing coats Plascen Woodcare Ultra (X44) suede varnish to skirtings

D2. Brickforce - Brickforce to 115 and 230mm foundation walls - every 2nd course. Superstructure walls - every 6th course.
Over openings formed in brickwork as per table below

U3, 75 x 75 x 3mm thick tubular section steel columns with 200mm girth x 4.3mm thick flat section U-shaped mixing bracket, 200mm long, twice holed and welded to top, 200 x 200 x 10mm thick flat section baseplate, four times holed and welded to bottom. Columns to be fixed to top of brickwork below copings with four M10 x 75mm masonry anchor bolts. Degrease with Plascon Acetalsolv Degreaser (SR1), "remove rust with Plascon Rust Remover (RR1)" prime with Plascon Metal Primer.

Woodcase Lampro / Amber - PMWZ2 suede varnish
Smoother, provide one coat raw linseed oil thinned with 1:3 mineral turpentine (AZH) apply one coat Plaston Woodcase Lampro / Amber - PMWZ2 suede varnish

D4. Lincol - Colored brick-on-edge face brick masonry over all windows, door and great openings with 10 x 10 mm square recessed joints

broken while (EP-3/14) or French Chateaufort (Y5-D2-3) as per Principal Agent D6. Internal walls - approved stockbrick walls in stretcher bond above to ceiling one coat smooth 1:5 cement plaster finished off with one coat Plascon Plaster Primer (UC56), and two coats Plascon Polvin Wails & Ceilings (EP-1) PVA paint. Colour broken white (EP-3/14) or French Chateaufort (Y5-D2-3) as per Principal Agent

Internal walls - face brick plinth up to 850mm with approved stockbrick walls in stretcher bond above to receive one coat D7. Smooth walls - plaster finished off to 850mm with approved stockbrick walls in stretcher bond above to receive one coat D7. internal 1:5 cement plaster finished off to one coat Plascon Plaster Primer (UC56) and two coats Plascon Polvin Walls & Ceilings (EPL) PVA paint. Colour as per finishes schedule.

D9. Expansion joints in walls and ceilings to be covered with 2 x 50mm Migua KF250/30 aluminium cover strips

E1. Internal window sills - 15 x 150mm nuc-cement window sills, bedded and set in 1:4 cement mortar. Prime with one coat Plascon Multi-surface Primer (WUP1) and apply two coats Plascon Polyn Walls & Ceilings (EP1) PVA paint. Colour as per finishes schedule

E2. External window sills - Midecmit Ymbos Gaeil face brick on edge sloping sill to match walls with 10 x 50mm square recessed joints

Ceilings and cornices

F1. Internal cornice (9x1.92 mm) Mearl® cornice nailed to walls at 400 mm centres maximum. Sand down to a smooth finish. Stop with Polycol woodstain, stain with Plascon Woodstain Stain (Ww-argyl) (colour meranti), apply one coat Plascon Woodstain (Ww-cream), apply two coats Plascon Woodstain (Ww-cream) (colour meranti), apply one coat Plascon Woodstain Ultra (X44).

F2. Varnish (X44), finished with 1.5 mineral turpentine (X2-H) and apply two finishing coats Plascon Woodstain Ultra (X44).

F3. Ceilings - 6 mm Exotex Nucleo three dimensional boards nailed to 38 x 38 mm SAP battens at 400 mm centres maximum with 40 mm gaps between boards. Prime the boards with one coat Plascon Multi-Surface Primer (WVP1) and galvanised down nails. Provide Hoplite galvanised joisting struts, joisting struts to be pre-painted. Prime ceilings with one coat Plascon Multi-Surface Primer (WVP1) and finish off with two coats Plascon Polkin Walls & Ceilings (EPF) PVA paint. Colour White (EPF-30). Provide 100mm thick Acoustic insulation on top of ceilings.

W3. Plastered ceiling as per finishes schedule

Fig. 1. Roof sheathing – 0.35mm Brownish Kip-look roof sheathing with Globalcoat finish (colour Turf Green) on 50 x 76mm SAP joists at maximum 1200mm centres on patent and approved prefabricated truss system. Roof sheathing to be done by gluing at maximum 1200mm centres on patent and approved prefabricated truss system. Roofing to be done by coating. Trap door opening between trusses to be formed with 38 x 14mm S4 pine beams, nailed to trusses ceiling and fascias

Sockets: stainless bolting - up to one year guarantee
Sockets: galvanized steel - up to two years guarantee
Sockets: stainless (rod) - up to three years guarantee
Gibbsco's riser (rod) - up to five years guarantee
Steel: standard factory manufactured H30 ridge or hip fluting with 60 mil thickness
G33: fascia boards - 10 x 300mm Everite Multi-component fascia boards screw fixed to russes and counter railings with countersunk brass screws. Barge boards - 200 x 80mm Everite sockets/batten barge boards screw fixed to russes or gurnings with countersunk brass screws. Plain fascias and barge boards with one coat Plaision Multi-Stage Primer (WUP1) and finish off with two coats Plaision Polym Wails & Gellings (EBU) PVA paint. Colour as per finishing schedule.

the following information is required to be provided to the Principal Agent for approval before manufacturing. All sections in contact with water to the carbody must be treated before fitting in position. Treatments to be secured to walls with 2.5mm diameter galvanized steel wire lugs, built into walls minimum 6 courses. Pulls related to treatments must also be secured with 2.5mm diameter galvanized steel wire. Twice wrapped around and tied around rafters and pulleys. All exposed parts of tussers, pulleys and to the sanders must be sealed with Pasonox Knot Seal (PK2), prime with one coat Pasonox Wood Primer (UD2) and apply two coats Pasonox Enamel Doors & Trims paint. Colour as per materials schedule.

5000 Shingles - 10 x 2 m pre-painted galvalume galvalanised steel roof with Globalcoat finish (colour Greenish Grey)
5001 All tracks, etc. to be pre-painted with Globalcoat to match colour of gutters
5002 Downpipes - 100mm Diameter pre-painted Galvalume Galvalanised steel iron with Globalcoat finish (colour Greenish Grey)
5003 Scaffolding - 100mm Diameter pre-painted Galvalume Galvalanised steel iron with Globalcoat finish (colour Greenish Grey)
5004 All holdfasts, brackets, etc. to be pre-painted to match colour of downpipes
5005 67 gauge flashing over barge boards in bays - 0.8mm galvanised steel from standard factory manufactured FR-13 barge or gable flashing with Globalcoat finish (colour Traffic Green)
5006 67 gauge flashing over barge boards in bays - 0.8mm galvanised steel from standard factory manufactured FR-13 barge or gable flashing with Globalcoat finish (colour Traffic Green)
5007 Flashings at bottom of bays - 0.6mm galvanised steel from standard factory manufactured FR8 headwall flashing and
5008 CR counter flashing with Globalcoat finish (colour Traffic Green)

H1. Vitrux Model 2000 (cable dangle), enamelled green holding tube with/well mounted cable board 2000 x 1200mm high. Two well mounted steel boards each 1000 x 1200mm high and two swing levers each 1000 x 200mm high with permanent aluminium cleak rail.

H2. Vitrux Model 2000 (cable dangle), enamelled green holding tube with/well mounted painted board, size 2000 x 1200mm high with four aluminium cleak rails.

H3. Enamelled G22 double door steel cupboard with standard hand enameled finish, 760 x 610 x 1700mm high with four shelves (2 per classroom).

H4. Five rows of 19mm Thick laminated Sx Pine shelving, 350mm wide, evenly spaced & fixed from underside to 350mm wide steel edge. Sheds type B to wall brackets, Brackets to be fixed to 25mm wide dc. 2x124mm long double slotted epoxy powder coated shed type B to wall brackets, Brackets to be fixed to 25mm wide dc. 2x124mm long double slotted epoxy powder coated shed type B to wall brackets, plugged in sheds to 25mm wide dc. Shed down to a smooth finish, stop with Popcorn finish. 1.5 mineral lapurine (GZ17) then apply two finishing coats Harsco Woodcare Clear Ultra (X44) suede varnish to shelves

Isoalluminous

[illegible]

NOTES


- [illegible]

ISSUED FOR TENDER

SIGNATURE TABLE	
DISCIPLINE	SIGNATURE
CLIENT	DATE
PLAN EXAMINER	
FIRE CONTROL	
ENVIRONMENTAL OFFICER	
ROADS / STORMWATER	
WATER AND SANITATION	
ENVIRONMENTAL OFFICER	

DESCRIPTION :

SIZE ON ORIGINAL DRAWING 100 mm



NO

DIKOLLOI SECONDARY SCHOOL

INSTITUTION EMIS NUMBER

NEW BUILDINGS & ALTERATIONS

TRACT - SECTION

DOCUMENTATION & PROCUREMENT

ARCHITECTURAL

MOM'S DESCRIPTION - SUB DIVISION

**ROOF PLAN, CEILING LAYOUT,
WINDOW AND DOOR SCHEDULES**

FILE No.		ITEM No.	
DESIGN		DRAWN	
SCALE	1:100	CHECKED	
DATE	RESPONSIBLE PROFESSIONAL NAME		PR NUMBER
	SIGNATURE		
DRAWING CO-ORDINATED			

CONSULTANT :



CONTRACTOR :

CAD SYSTEM	AUTO CAD	FILE NAME
SIZE	DRAWING NUMBER	REV2
A 1	2020_72-4WAB-101	A

CONSTRUCTION NOTES

Foundations

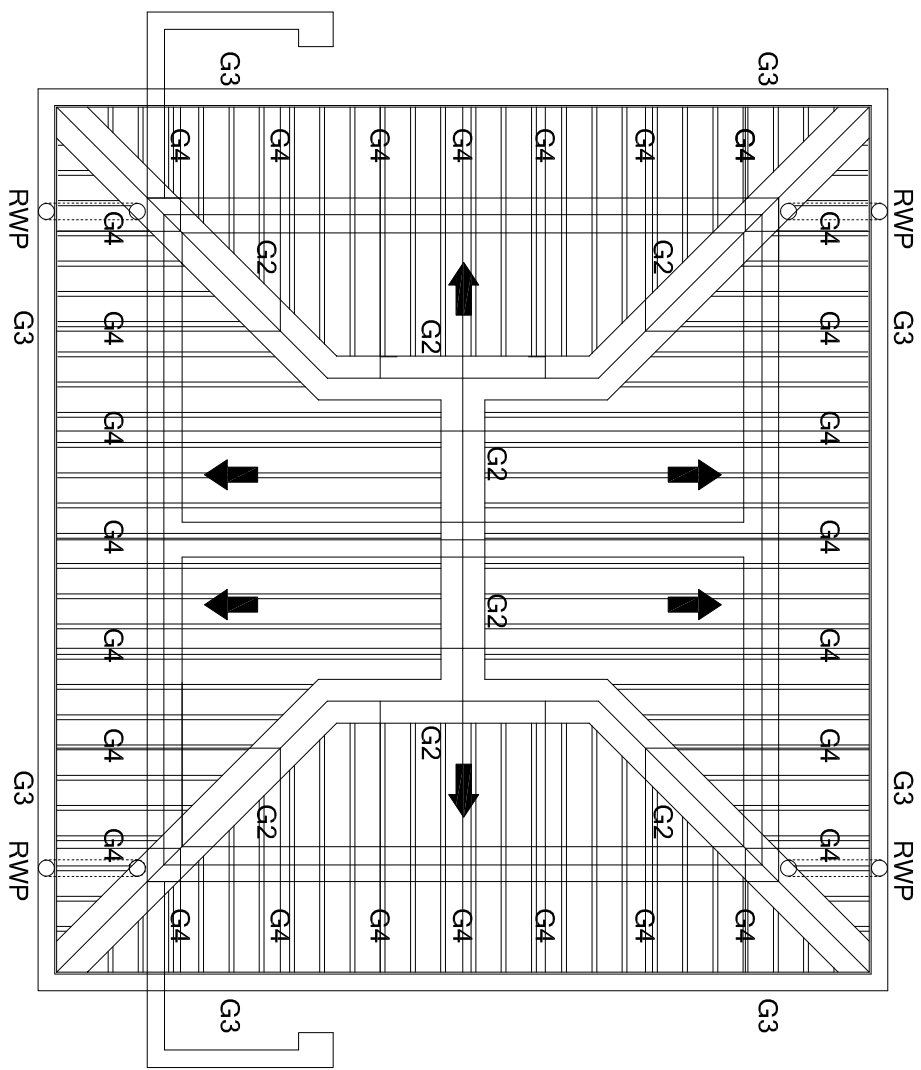
- [illegible]

DOOR SCHEDULE:
Scale 1:50.

DOOR NUMBER:	D1	D2
DOOR POSITION:	TOILET ENTRANCE DOOR	ENTRANCE TO TOILET
AREA/TOILET		
QUANTITY:	2 (1 HALL (1 = RH))	4 (2 = LH) (2 = RH)
DOOR-FRAME DESCRIPTION	1.3mm THICK STANDARD STEEL DOOR FRAME RELATED PLASTER ON CONCRETE	1.3mm THICK STANDARD STEEL DOOR FRAME RELATED PLASTER ON CONCRETE
FINISHES:	1.800 OXIDE PINKISH + 1.000 UNIVERSAL ENAMEL PAINT - COLOR TO APPOINTMENT	1.800 OXIDE PINKISH + 1.000 UNIVERSAL ENAMEL PAINT - COLOR TO APPOINTMENT
DOOR DESCRIPTION	2032 x 914 x 44mm THICK SOLID HARDWOOD DOOR WITH HARDWOOD DOOR ACCORDING TO OWNERS CHOICE.	2032 x 914 x 44mm SOLID HARDWOOD DOOR WITH HARDWOOD DOOR ACCORDING TO APPOINTMENT FINISHES TO RECREATE HOLLANDER + 2000S PLACON VELVARD PAINT.
IRON MONGERY:	1.800S + 25.000MS AS STEEL BUTT HINGES PER DOOR LOCKSET - 500LB RESORCE - 460913 FOR LATER LOCKSET.	1.800S + 25.000MS AS STEEL BUTT PER DOOR LOCKSET - 500LB RESORCE - 460913 FOR LATER LOCKSET.
FINISHES:	PREPARE NEW DOOR & FRAME TO RECEIVE ONE UNIVERSAL PLUS 3000S POLYURETHANE VARNISH	1.800 OXIDE PINKISH + 1.000 UNIVERSAL ENAMEL PAINT FINISH
GLASS:	NOT APPLICABLE	NOT APPLICABLE

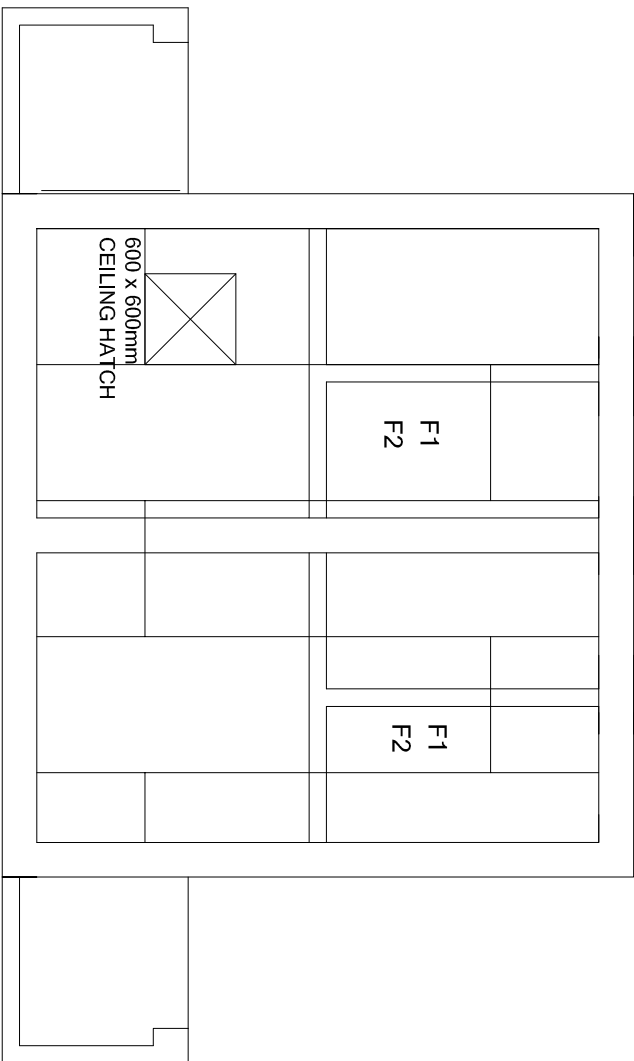
WINDOW SCHEDULE:
Scale 1:50.

W1			
WINDOW NUMBER:	W1	W2	W3
POSITION:	GUARD ROOM	GUARD ROOM	TOILETS
QTY:	1	2	2
WINDOW FRAME DESCRIPTION:	STANDARD SS INDUSTRIAL TYPE STEEL WINDOW FRAME CATALOQUE NUMBER T10, COMPLETE WITH FITTINGS AS SUPPLY BY MANUFACTURER	STANDARD SS INDUSTRIAL TYPE STEEL WINDOW FRAME CATALOQUE NUMBER T10, COMPLETE WITH FITTINGS AS SUPPLY BY MANUFACTURER	STANDARD L-TYPE TOP-HINGE STEEL WINDOW FRAME CATALOQUE NUMBER T10, COMPLETE WITH FITTINGS AS SUPPLY BY MANUFACTURER
WINDOW FURNITURE:	<p>STANDARD SS HINGE & FITTINGS AS SUPPLY BY WINDOW MANUFACTURER AND ACCORDING TO ARCHITECTS APPROVAL.</p>	<p>STANDARD SS HINGE & FITTINGS AS SUPPLY BY WINDOW MANUFACTURER AND ACCORDING TO ARCHITECTS APPROVAL.</p>	<p>STANDARD SS HINGE & FITTINGS AS SUPPLY BY WINDOW MANUFACTURER AND ACCORDING TO ARCHITECTS APPROVAL.</p>
BIPARTICULARS:	OUT OF THEM WITH FLAT GLASS	OUT OF THEM WITH FLAT GLASS	OUT OF THEM WITH FLAT GLASS
FINISHES:	<p>100% RIBBON FRAME + 100% UNIVERSAL WINDOW + 200% ROUNDOCK ENAMEL PAINT COLORED WHITE WITH SABS</p> <p>200% ROUNDOCK ENAMEL PAINT COLORED WHITE WITH SABS</p>	<p>100% RIBBON FRAME + 100% UNIVERSAL WINDOW + 200% ROUNDOCK ENAMEL PAINT COLORED WHITE WITH SABS</p> <p>200% ROUNDOCK ENAMEL PAINT COLORED WHITE WITH SABS</p>	<p>100% RIBBON FRAME + 100% UNIVERSAL WINDOW + 200% ROUNDOCK ENAMEL PAINT COLORED WHITE WITH SABS</p> <p>200% ROUNDOCK ENAMEL PAINT COLORED WHITE WITH SABS</p>
GLASS:	APPROVED GLASS WITH 11%	APPROVED GLASS WITH 11%	APPROVED GLASS WITH 11%



GROUND FLOOR PLAN
ABLUTIONS: MALE & FEMALE
Scale 1:50

Scale 1:50



GROUND FLOOR PLAN
MALE & FEMALE TOILETS
CEILING LAYOUT
Scale 1:100.

Scale 1:100.

NOTES

- [illegible]

SIGNATURE TABLE		
OSOSPINE	SIGNATURE	DATE
CLERK		
PEAN EXAMINER		
FIRE CONTROL		
ENVIRONMENTAL OFFICER		
BOULDS, STORMWATER		
WATER AND SANITATION		
ENVIRONMENTAL OFFICER		

ISSUED FOR TENDER

REV NO	DATE :	DESCRIPTION :
REVISIONS		
SIZE ON ORIGINAL DRAWING 100 mm		


LIMPOPO
PROVINCIAL GOVERNMENT
REPUBLIC OF SOUTH AFRICA
Department of
Public Works

DIKOLOI SECONDARY SCHOOL

920210128

NEW BUILDINGS & ALTERATIONS

DISCIPLINE PROJECT STAGE

DOCUMENTATION & PROCUREMENT

WORK DESCRIPTION - SUB DIVISION	

SECTION AND ELEVATION

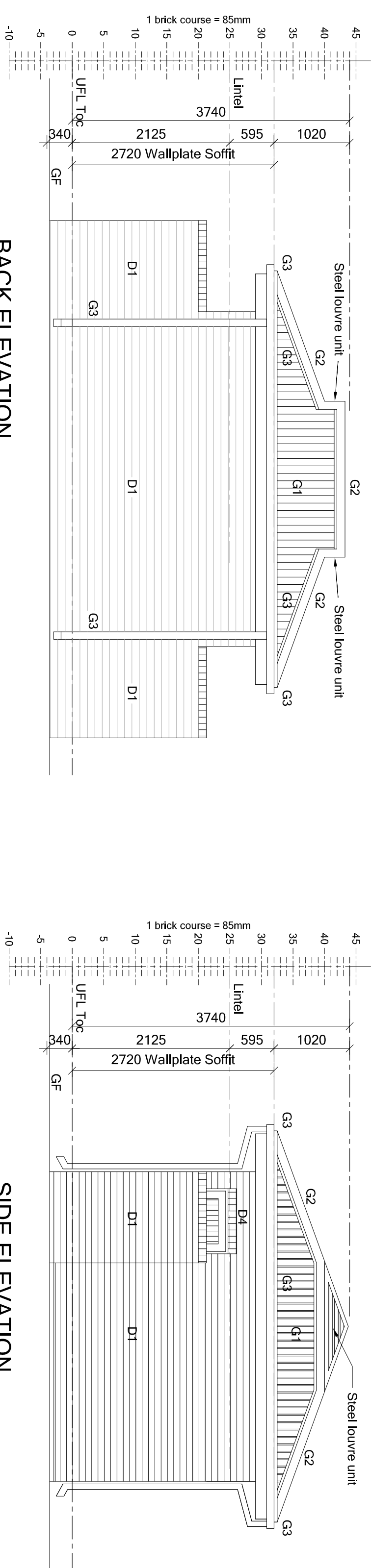
FILE NO.		ITEM NO.
DESIGN		DRAWN
SCALE	1:100	CHECKED
DATE	RESPONSIBLE PROFESSIONAL NAME	SIGNATURE
		PR. NUMBER
DRAWING CO-ORDINATED		

 **ruben reddy architects**

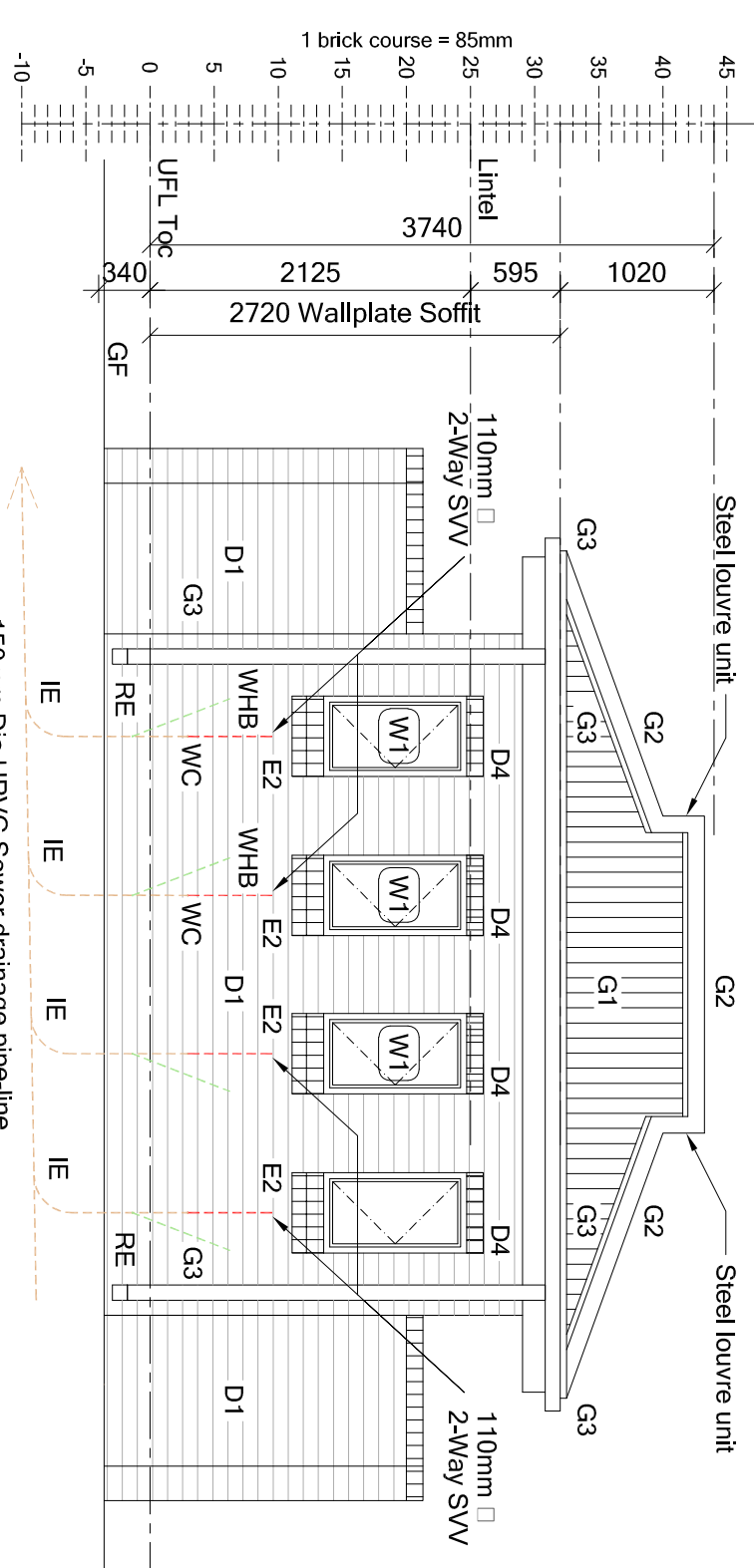
Suite 4 No. 6 Irmiri Office Building,
6 Irmiri Street, Rosewood, DB99 South Africa
Tel: +27 15 065 0045; Fax: +27 11 475 8364
Email: info@rubenreddyarchitects.co.za
Web: www.rubenreddyarchitects.co.za

CADD SYSTEM	AUTO CAD	FILE NAME
-------------	----------	-----------

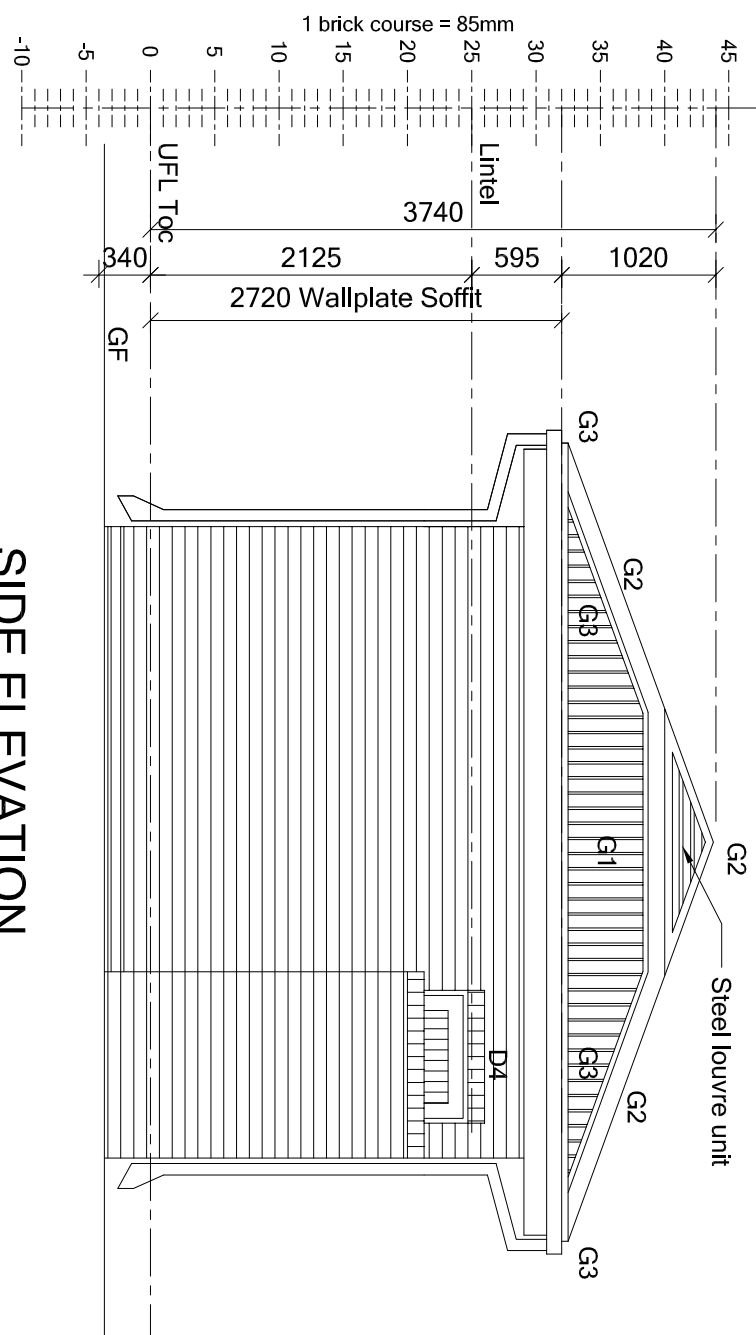
A 1	2020_72-4WAB-102	A
-----	------------------	---



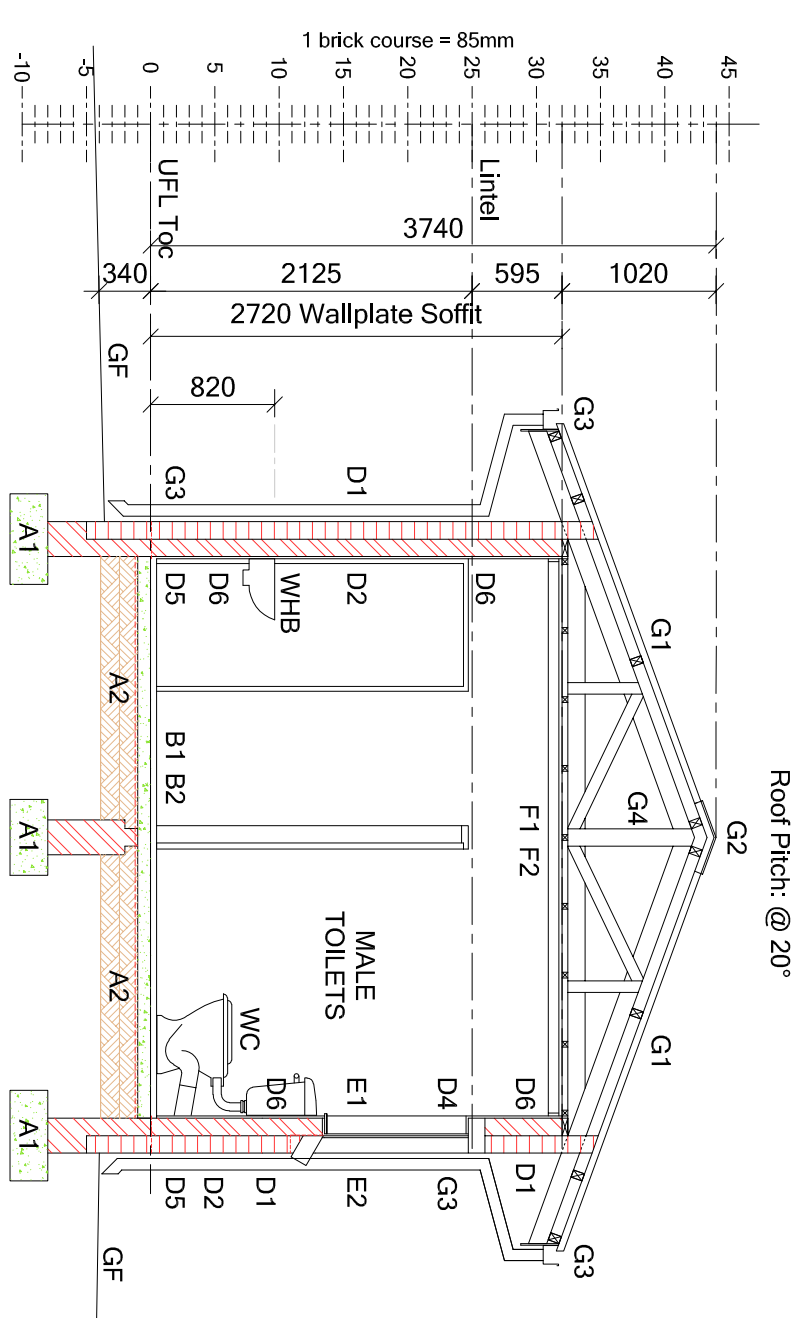
BACK ELEVATION
Scale 1:50



FRONT ELEVATION
Scale 1:50



SIDE ELEVATION
Scale 1:50



SECTION A-A
Scale 1:50

CONSTRUCTION NOTES

- [illegible]

		TEACHING AREAS + LABS						STORE ROOMS						OTHER SPACES				OUTDOOR AREAS																													
						CLASSROOMS						STORE ROOMS						ADMINISTRATION	ADMIN- strong room		KITCHEN	DINING ROOM	TOILETS	SHOWER			WALKWAYS	PARKING				COURTYARD - GRASS	ASSEMBLY AREA		ENTRANCE WALL												
FLOOR & FLOOR FINISH	1	TERMITE POISON				⊙						⊙					⊙	⊙		⊙	⊙	⊙	⊙			⊙						⊙										1	TERMITE POISON: Treat ground under all internal & external walls, concrete beds and reinforced concrete slabs with poison as per clause 2.13 of specification OOG-001E with 50mm sand over poison.				
	2	85mm POWER FLOATED CONCRETE SURFACE BED				⊙						⊙					⊙	⊙		⊙	⊙	⊙	⊙			⊙						⊙									2	B1. SURFACEBED - 85mm 15Mpa CONCRETE SURFACEBED ON USB GREEN 250 MICRON DAMP PROOF MEMBRANE SURFACEBED CAST IN SECTIONS OF MAX. 20m²					
	3	CERAMIC TILES																																								3	300x300mm non-slip full body CERAMIC TILES on screed to Architect's approval. All grouting joints to be continuous in both directions. Lay expansion joints to manufacturers recommendations and instructions.				
	4	VINYL TILES				⊙						⊙					⊙	⊙			⊙																				4	B2. SCREED & FLOOR FINISH - "MARLRY SUPER METRO" 2.5mm FULLY FLEXIBLE VINYL FLOOR SHEETING ON 1:4 SMOOTH CEMENT SCREED TO A TOTAL THICKNESS OF 30mm ALL LAID AND FINISHED STRICTLY TO MANUFACTURES SPECIFICATION					
	5	TRANSITION STRIP																																								5	40mm High Brass or Aluminium TRANSITION STRIP built into screed between Vinyl tiles and carpet				
	6	MERANTI SKIRTING BOARD				⊙						⊙					⊙	⊙		⊙	⊙	⊙	⊙																		6	19x76mm MERANTI SKIRTING BOARD: with 19mm quarter round nailed to wall. All nails to be punched and filled. Finish with 2 coats clear eggshell polyurethane varnish.					
	7	COMPACTED FILL																									⊙															7	COMPACTED FILL: minimum 3 layers fill compacted to Engineers specifications. Lay 50mm sand blinding before laying concrete pavers.				
	8	PRECAST CONC. PAVING BLOCKS																									⊙															8	PRECAST CONCRETE PAVING BLOCKS: Courtyards = Infraset Mosaicque Walkways = Infraset Cottagestone Colour to be confirmed				
	9	PRECAST CONCRETE BENCHES																																									9	PRECAST CONCRETE BENCHES: Infraset Embankment Seating System			
	10	EPOXY FLOORING																			⊙	⊙	⊙	⊙																		10	C1. 70mm HIGH "MARLRY"RIDGED PVC SKIRTING PLUUGED AND SCREWED TO WALL AT 450MM CENTRES				
	11	COURTYARD GRASS																																	⊙								11	Landscaped: Cynodon dactylon (Couch Grass) - To promote the use of indigenous planting, Grass roots shall be planted in rows 150mm apart and 50mm deep with roots lay continuous rows. Plant material (of the species Cynodon dactylon) may be completely covered with a layer of soil not more than 10mm deep.			
	12	VINYL SKIRTING																																									12	2mm coved skirting Colour to be confirmed			
WALLS	13	FACE BRICK IN STRETCHER BOND				⊙											⊙				⊙													⊙										13	D1. EXTERNAL WALLS - APPROVED FACEBRICK WALLS IN STETCHER BOND TO 10mm WIDE x 6mm DEEP SQUARE RECESSED JOINTS IN BOTH DIRECTIONS D2. BRICKFORCE: BRC BRICKFORSE TO 230 AND 115MM WALLS - EVERY SECOND COURSE. SUPERSTRUCTURE - EVERY 4th COUSE. OVER OPENINGS FORMED IN BRICKWORK, EVERY 4COURSE EXTENDING 500mm BEYHOND OPENING IN BOTH DIRECTIONS		
	13A																																											13A	PLASTER AND PAINT: 1 Coat plaster and 2 coat acrylic PVA suitable for washing with a mild detergent and with a mat finish. Apply at 6m square per liter spread rate. Undercoat: Provide 1 coat alkaline resistant 100% pure acrylic fillercoat. Spread rate 6m square per liter. Colour to be confirmed		
	14	PLASTER AND PAINT				⊙						⊙					⊙	⊙		⊙	⊙																								14	D6. INTERNAL WALLS - APPROVED STOCKBRICK IN STRECHER BOND TO RECEIVE 1no COAT SMOOTH 1:5 CEMENT SAND PLASTER TO RECEIVE 1no MERIT UNIVERSAL UNDERCOAT AND 2no COATS PLASON POLVIN SUPER ACYLIC PVA. COLOUR AS PER ARCHITECTS	
	15	SPLASH BACK TILES															⊙			⊙	⊙	⊙	⊙																				15	D7. WALL TILES - PROVIDE STANDARD 150 x 150mm WHITE GLAZED WALL TILES FROM FLOOR TO TOP OF WINDOW HEIGHT (2250mm). TILES LAID WITH MANUFACTURES APPROVED TILINGADHESIVE AND WHITE TILING GROUT			
CILLS	16	CEMENT BAGGED																																										16	CEMENT BAGGED: stock brickwork with joints and perpends flushed up solid, cement bagged and painted with one universal undercoat and one coat acrylic PVA suitable for washing.		
	17	BRICK ON EDGE				⊙											⊙			⊙	⊙																						17	E1. INTERNAL WINDOW CILL - 15MM THICK FIBRE CEMENT WINDOW CILL BEDDED IN 1:4 CEMENT SAND MORTAR. SAND AND APPLY ALKALI RESISITANT SEALER AND 2no COTS MATT ENAMEL PAINT			
	18	BRICK ON EDGE				⊙											⊙			⊙	⊙																						18	E2. EXTERNAL WINDOW CILL - APPROVED FACEBRICK ON EDGE, TO MATCH WALLS, JOINTS TO BE SQUARE AND RECESSED			
	19	6.4mm GYPSUM CEILING				⊙											⊙			⊙																							19	6m FIBRE CEMENT: as described on roof plan. Finish: two coats "semi-gloss" PVA of approved colour to comply with SABS 634 "Co-polymer" or equivalent standard. Treat all nails & joints with one primer coat. Brandering as described on roof plan.			
CEILINGS	20	6m FIBRE CEMENT																			⊙	⊙	⊙																				20	RE-INFORCED CEILING: 6.4mm Fibre Cement Ceiling Boards finished as per Item #18.			
	21	CEILING TRAP DOOR				⊙											⊙			⊙	⊙	⊙	⊙																			21	600x600 CEILING TRAP DOOR: as per roof plan. Finish with 1 universal undercoat and two coats eggshell enamel paint to comply with SABS 630 type 2 or equivalent standard. Colour as for ceiling. See roofplan.				
	22	CEILING INSULATION				⊙						⊙					⊙			⊙	⊙	⊙	⊙																			22	Foil Insulation To manufactures detail				
	23	CONCRETE SOFFIT																⊙																									23	CONCRETE SOFFIT: 1 Coat plaster and 2 coat acrylic PVA suitable for washing with a mild detergent and with a mat finish. Apply at 6m square per liter spread rate. Undercoat: Provide 1 coat alkaline resistant 100% pure acrylic fillercoat. Spread rate 6m square per liter. Colour to be confirmed			
	24	MERANTI CORNICE				⊙						⊙					⊙			⊙	⊙	⊙	⊙																			24	19x50mm MERANTI CORNICE: Laid flat and finished with 1 universal undercoat and 2 coats enamel paint. Meranti and quater pounds at beams.				
	25	GLASS MIRROR																					⊙	⊙																			25	450x600x6mm "GG" QUALITY POLISHED GLASS MIRROR: Fix to wall position as shown on site with round nose chromium plated mirror screws. 1 mirror per basin, 4 screws per mirror.			
FITTINGS	26	FIRE EXTINGUISHER				⊙														⊙	⊙																						26	4.5kg CO2 dry powder chemical fire extinguisher with hook made of 120x20x2mm mild steel strip bent to form hook for extinguisher screwed twice to 50x100x22 hardwood. Hardwood screwed and plugged with 6 screws and plugs. Positioned as shown on Site. Provide 190x190mm ABS plastic symbol safety signs - type FB2. Plugged and screwed to wall at all fire extinguishers.			
	27	MEDICINE CABINET															⊙																											27	MEDICINE CABINET: Standard white built in type. Complete with mirrors on doors shelves etc. All as approved. Size 380x610mm		
	28	SAFE VENTILATOR																																											28	STANDARD APPROVED DOUBLE SIDED SAFE VENTILATOR: build in concrete wall. Opening to be formed with casting of concrete for safe.	
	29	CHALK BOARD				⊙																																						29	2x(2400x1140mm) GREEN CHALK BOARD: To comply with CKS-36-1980 or equivalent code of practise, complete with chalk rail as one unit. Strictly according to manufacturers instructions. Bottom of board to be 900mm from finished floor level.		
	30	SWING TYPE CHALK BOARD																																											30	SWING TYPE GREEN CHALK BOARD: To comply with CKS-36-1980 or equivalent code of practise, complete with chalk rail as one unit. Strictly according to manufacturers instructions. Overall size 1140 high x 3600mm Wide consisting of 1 oak board 1800mm wide, 2 chalk boards 900mm wide, 2 swing type chalk boards 900mm wide.	
	31	PINNING BOARD				⊙																																							31	CARPET PINNING BOARDS: Aluminium Frame, Pen tray and fixing components Included with round plastic corners according to manufactures instructions. Overall size 1200 high x 2400mm Wide consisting of 1 Pinning Board per HOD office and two per classroom (where space)	
	32	SHELVES				⊙						⊙																																32	SHELVES AS PER DETAILS		
	33	SOAP HOLDER																					⊙																						33	STANDARD 150 X 150 WHITE GLAZED PORCELAIN SOAP HOLDER	
	34	KEY BOARD																⊙																											34	KEYBOARD: Refer to Detail.	
	36	GRAB RAILS																																												36	32 mm Galvanised mild steel chrome plated GRAB RAILS. Refer to Detail.
	38	WHITE BOARD																																												38	2x(2400x1200mm) WHITE BOARD: Markerboard surface, wall mounted, complete with integrated pen tray.
	ROOF	39	FORMICA COUNTER TOP										⊙					⊙			⊙	⊙																							39	FORMICA COUNTER TOP: Standard 600mm Wide x 40mm Thick Formica tops fitted over cupboard units or to wall as per manufactures recommendations.	
40		KITCHEN CUPBOARDS																			⊙																								40	Standard pre-made KITCHEN CUPBOARDS fitted where shown with kick plate and 2 shelves to manufactures recommendation.	
41		LABORATORY TABLE																																												41	Standard LABORATORY TABLE as detailed by DBE including Teachers Desk and Students Table.
43		TOWEL HOOKS																																												43	x Standard Towel Hooks: Chrome plated double hook fixed to wall
44		METAL CUPBOARDS				⊙													</																												

NOTES :


- 1) Workmanship to comply with Standard Specification of materials and methods to be used - SABS 0400
- 2) Light Switch in Disabled toilet to be at 1200 mm above FFL
- 3) If Step over 900 mm Build in Balustrade
- 4) Gully positions to be determined as per site prescribed overall drainage design
- 5) 2 x coats sealant on all exposed trusses (sand off all SABS & other markings)
- 6) 50 mm mineral wool insulation to be installed where there are ceilings. Bubble plastic insulation with foil backing to be installed with wire supports in all areas that do not have ceilings
- 7) West Facing Facades to have standardised aluminium louvres from below eaves to drop of 1200 mm
- 8) Trusses to be designed in accordance with SABS 0400 & approved by Project Engineers

ISSUED FOR TENDER

SIGNATURE TABLE

DISCIPLINE	SIGNATURE	DATE
CLIENT		
PLAN EXAMINER		
FIRE CONTROL		
ENVIRONMENTAL OFFICER		
ROADS / STORMWATER		
WATER AND SANITATION		
ENVIRONMENTAL OFFICER		

REV No	DATE :	DESCRIPTION :
REVISIONS		
SIZE ON ORIGINAL DRAWING 100 mm		



INSTITUTION	
DIKOLOI SECONDARY SCHOOL	
INSTITUTION EMIS NUMBER	
920210128	
SERVICE	
NEW BUILDINGS & ALTERATIONS	
CONTRACT - SECTION	
DOCUMENTATION & PROCUREMENT	
DISCIPLINE	PROJECT STAGE
ARCHITECTURAL	4
WORK DESCRIPTION - SUB DIVISION	

SITE	
DRAWING DESCRIPTION	
FINISHES SCHEDULE	
FILE No.	ITEM No.
DESIGN	DRAWN
SCALE	CHECKED
1:100	
RESPONSIBLE PROFESSIONAL	
DATE	NAME
SIGNATURE	
PR NUMBER	
DRAWING CO-ORDINATED	

CONSULTANT :	
ruben reddy architects	
Suite 4 No 6 Innvi Office Building, 6 Innvi Street, Potchefstroom, 2699 South Africa Tel: +27 10 655 0645, Fax: +27 11 475 8364, Email: info@rubenreddyarch.co.za Web: www.rubenreddyarch.co.za	
CONTRACTOR :	

CADD SYSTEM	AUTO CAD	FILE NAME
SIZE	DRAWING NUMBER	REV2
A 1	2020_72- FIN- 001	A

SANITARY FITTINGS											
			ADMINISTRATION KITCHEN	ADMINISTRATION SICK ROOM	ADMINISTRATION MALE WC	ADMINISTRATION FEMALE WC	GRADE R CLASSROOMS	GRADE R TOILETS	GRADE R STAFF TOILETS	WATER BORNE TOILETS	
	STANDARD WC				⊙	⊙			⊙	⊙	WC SUITE: White 90l vitreous china pan and P-trap with white heavy duty single plastic flap seat. 9 litre low level white vitreous china cistern with valve fitting and matching flush pipe. (Flush Master System to be utilised if area water pressure allows)
	mini WC							⊙			Junior Low Level Suite - 751358. Vaal Sanitaryware vitreous china "Junior" 104" outlet washdown pan (code 751300) and matching 6 litre cistern (code 7105SL) complete with lid and fitments, and Junior Jazz seat (code 85322000).
	DISABLED WC								⊙		Protea Paraplegic Low Level Suite - 751610. Vaal Sanitaryware vitreous china "Protea Paraplegic" 90" outlet pan (code 750200) and matching 9 litre cistern (code 7116LP) complete with lid, fitments, and purpose-made C.P. side-flush lever (left or right) or a back inlet exposed flushvalve. Bottom inlet water supply must be on same side as flush lever. The suite is designed to flush effectively on 6 litres
	WALL HUNG URINAL										WHITE VITREOUS CHINA WALL URINAL: 610x385 Washdown wall urinal with wall hangers, strainer waste, top inlet spreader and chrome plated flush pipes. 4.5L Cistern with back inlet and PC push button. Flush valve in flush pipe; Cobra FJ6000 Flushmaster or equivalent. All as approved.
	PORCELAIN WHB		⊙	⊙	⊙			⊙	⊙	⊙	WHITE PORCELAIN ENAMELLED BASIN with one tap hole punched out 31 mm chromium plated outlet, with plug, chain, anchor & 32mm back nut complete. Provide one chromium plated pillar tap except in Admin Block Sick room - provide two taps and two tap holes (hot and cold). Provide black soft rubber P trap. All WHB fixed to wall.
	SINK										STAINLESS STEEL SINK: 500 x 300 x 230mm s/steel drop in one piece satin finished 1mm thick sink; seamless welded bowl ; 1.5 plugwaste with plastic overflow pipe , drainage back centric
	SINK + COUNTER	⊙					⊙				STAINLESS STEEL SINK: drop-in one piece pressed sink in Formica Counter 0.9mm stainless steel, with tiled splash back, tiling key, tap hole, mild steel gallow brackets & legs with soft black rubber P trap. Provide one chromium plated basin pillar tap and mixer per sink. All as approved.
	SHOWER PAN										930 x 865mm fibreglass shower pan fitted to well waterproofed sub structure; note curtain rail for shower curtains to enclosure
	MIRROR		⊙	⊙	⊙			⊙	⊙	⊙	450x600x6mm "GG" QUALITY POLISHED GLASS MIRROR: Fix to wall position as shown on site with round nose chromium plated mirror screws. 1 mirror per basin, 4 screws per mirror.
	TAPS		⊙	⊙	⊙			⊙	⊙	⊙	"COBRA WATERTECH" pillar tap no:111with star chromium plated handle, colour markings (hot/left & cold/right). recommended working pressure is 400kpa (4 bar) accessories to manufacturer specification. Or equal approved.
	TAPS	⊙					⊙				"COBRA WATERTECH" pillar tap no:115with star chromium plated handle, colour markings (hot/left & cold/right). recommended working pressure is 400kpa (4 bar) accessories to manufacturer specification or equal approved.
	TAPS - SHOWER										2 Star Stop Cobra startaps or equivalent per shower. o.5" heavy pattern low resistance P trap with shallow seal; chrome plated grating ; 1.5" female outlet rough brass; Rose - single form 0.5 BSP male inlet with selfcleaning spraynozzle - min. pressure 50kPa; chrome plated .
	ROLL HOLDER			⊙	⊙			⊙	⊙	⊙	Kimberly-Clark® Professional SQ3 toilet tissue dispenser colour White (code: SA405607), overall size 130 x 135 x 360mm high, installed by a Kimberly Clark® installation team.
	DILUTION TRAP										Rofo RO200 floor trap (square) or equivalent.
	GREASE TRAP										7 per sec Fatmaster with double milltrap; 330mm from base of until base of 110mm pipe. fibreglass body and basket ; 3CR12 steel lids
	PAPER TOWEL DISPENSER AND BIN		⊙	⊙	⊙			⊙	⊙	⊙	FRANKE PAPER TOWEL DISPENSERS (TRX600) and FRANKE RODAN WALL MOUNTED BIN (359983)
	FLOOR DRAIN										Herbish HB125 full floor drain or equivalent
	TROUGH SINK										Franke double wash trough or equivalent

NOTES :


- 1) Workmanship to comply with Standard Specification of materials and methods to be used - SABS 0400
2) Light Switch in Disabled toilet to be at 1200 mm above FFL
3) If Step over 900 mm Build in Balustrade
4) Gully positions to be determined as per site prescribed overall drainage design
5) 2 x coats sealant on all exposed trusses (sand off all SABS & other markings)
6) 50 mm mineral wool insulation to be installed where there are ceilings . Bubble plastic insulation with foil backing to be installed with wire supports in all areas that do not have ceilings
7) West Facing Facades to have standardised aluminium louvres from below eaves to drop of 1200 mm
8) Trusses to be designed in accordance with SABS 0400 & approved by Project Engineers

ISSUED FOR TENDER

SIGNATURE TABLE

DISCIPLINE	SIGNATURE	DATE
CLIENT		
PLAN EXAMINER		
FIRE CONTROL		
ENVIRONMENTAL OFFICER		
ROADS / STORMWATER		
WATER AND SANITATION		
ENVIRONMENTAL OFFICER		

REV No	DATE :	DESCRIPTION :
REVISIONS		
SIZE ON ORIGINAL DRAWING 100 mm		



LIMPOPO
PROVINCIAL GOVERNMENT
REPUBLIC OF SOUTH AFRICA

Department of
Public Works

INSTITUTION

DIKOLOI SECONDARY SCHOOL

INSTITUTION EMIS NUMBER

920210128

SERVICE

NEW BUILDINGS & ALTERATIONS

CONTRACT - SECTION

DOCUMENTATION & PROCUREMENT

DISCIPLINEPROJECT STAGE

ARCHITECTURAL4

WORK DESCRIPTION - SUB DIVISION

SITE

DRAWING DESCRIPTION

SANITARY SCHEDULE

FILE No. DESIGN SCALE1:100ITEM No. DRAWN CHECKED

RESPONSIBLE PROFESSIONAL

DATE NAME SIGNATURE PR NUMBER

DRAWING CO-ORDINATED

CONSULTANT :



Suite 4 No 6 Ismini Office Building,
6 Ismini Street, Rosebank, 2019 South Africa
Tel: +27 10 655 0645, Fax: +27 11 475 8364,
Email: info@rubenreddyarch.co.za
Web: www.rubenreddyarch.co.za

CONTRACTOR :

CADD SYSTEM	AUTO CAD	FILE NAME
SIZE	DRAWING NUMBER	REV2
A 1	2020_72- SAN- 001	A


[illegible]

SIGNATURE TABLE

DISCIPLINE	SIGNATURE	DATE
CLIENT		
PLAN EXAMINER		
FIRE CONTROL		
ENVIRONMENTAL OFFICER		
ROADS / STORMWATER		
WATER AND SANITATION		
ENVIRONMENTAL OFFICER		

REV NO	DATE :	DESCRIPTION
REVISIONS		

SIZE ON ORIGINAL DRAWING 100 mm



LIMPOPO
PROVINCIAL GOVERNMENT
 REPUBLIC OF SOUTH AFRICA

Department of
Public Works

INSTITUTION DIKOLOI SECONDARY SCHOOL	
INSTITUTIONS NUMBER 920210128	
SERVICE NEW BUILDINGS & ALTERATIONS	
CONTRACT / SECTION DOCUMENTATION & PROCUREMENT	
DISCIPLINE ARCHITECTURAL	PROJECT STAGE 3
WORK DESCRIPTION - SUB DIVISION MEDIUM ADMINISTRATION BLOCK	
DRAWING DESCRIPTION 	

FLOOR, CEILING & ROOF PLAN			
FILE NO.		ITEM NO.	
DESIGN		DRAIN	
SCALE	1:100	CHECKED	
DATE		APPROVED PROFESSIONAL	
		SIGNATURE	PR NUMBER
DRAWING CO.-OWNED/USED			

FILE	NAME	DATE
DATE	REVISION	BY
2020_72-MAD-100	2020_72-MAD-100	A

Foundations

A1. Concrete foundation concrete mix type and with steel reinforcement according to structural engineer's drawings. Top of strip footings to be 340mm minimum below N.G.L. Provide test cubes (1 per 15m³ or 1 per batch). Finished sides and bottoms of trenches to be treated with anti poison of the Prothor 200 SC or other approved type applied at a rate of not less than 5 litres of solution per m² by a firm of specialists in accordance with SANS Specification 1165 and SANS Code of Practice 0124.

12. Backfilling and filling under floors – in general, approved filling compacted to at least 93% MGD, ASHTO density in layers of maximum 150mm – refer to engineer's drawings for detail in case of poor soil conditions. Minimum of 170mm filling to be provided above natural or compacted ground level under floors. All filling to be approved by engineer (improved filling to be minimum G5 or G7 material as per engineer's drawings). Compaction tests to be provided at a rate of one test per 220m³ filling under floors. Filling under floors to be treated with an jobson of the P20r criteria under each layer of 150mm compacted filling. Filling under floors to be treated with an jobson of the P20r criteria under 200 SC or other approved type applied at a rate of not less than 5 litres of solution per m² by a firm of specialists in accordance with SANS Specification 1165 and SANS Code of Practice 0174. Concrete to be cast within 24 hours of application.

Contractor to provide alternative Year 1 drawings.

161. Surface bed - concrete mix as described on structural engineer's drawings but minimum 88mm thick on SANS Specification 10201-1-2007.

162. Yards - concrete mix approved US Green 250 micron waterproofing membrane with laps sealed with pressure sensitive tape. Surface bed to be cast in alternative sections of maximum 20m² with saw cut joints with joints filled up with polysulfide sealer. All saw cut joints to be done within 24 hours after casting of concrete. Provide 10mm thick black lined impregnated soft board between all walls and concrete and seal joint with polysulfide sealer. Provide mesh ref. no. 193 as per structural engineer's drawings.

Provide test cubes (1 per 15m² or 1 per bay).

SD-3 Ultrafine sand on walkways – collected free as described on structural engineering's drawings, but minimum 30mm thick on S400 Specification 952, Type C approved UHPC Green 20 micron waterproofing membrane with 3-ply sealed with pressure sensitive adhesive. Provide 100mm thick 100% UHPC Green 20 micron waterproofer on all walls and concrete slabs (per 150mm or 180mm) on all slabs. Provide (note that this is the minimum incorporated steel bond between all walls and concrete slabs) 150mm or 180mm on all slabs. Provide mesh net, no. 133, as per structural engineer's drawings. Provide steel chairs (1 per 150mm or 180mm) at 100mm or 120mm. BS3. Standard and floor finish on walkways – Average 30mm thick wood floated 1:4 granolithic finish sloping towards edges. At all external door openings external surface beds must be level with finished threshold finish. Finish of edges of screed smooth with edging tool.

BS- Apron – 1200mm wide 15MPa mass concrete apron with wood floated finish. Apron to be cast in alternative sections in lengths of maximum 3m and to have a 1:100 fall away from building. Apron edge to be thickened by 240mm wide x 115mm deep (net) edge excavated to natural or finished ground level.

CI 109 76mm timber plugging to walls at 400mm c/c with 19mm mineral caulked band placed on. Sand down to a smooth finish, stop with Polycol Woodfiller, stain with Plisson Woodcare Stain (W-900) (colour neutral), apply one coat Plisson Woodcare Ultra Varnish (X-4), thinned with 1:3 mineral turpentine (AZH1) and apply two finishing coats Plisson Woodcare Ultra Varnish (X-4) suide vanist to stringings

Walls and structure

DI External walls - Corofix face bricks in stretcher bond with 10mm wide x 6mm deep square recessed joints

DI2 Bricks/face - Bricks to be 115 and 230mm foundation walls - every 2nd course, Superstructure walls - every 6th course, Over openings formed in brickwork as per table below

[illegible][illegible]

BE. All exposed expansion joints in walls and floors to be tiled in with Urdacrom 240 polyurethane joint sealant (see table surfaces for details). Expansion joints in walls and floors to be primed with Urdacrom E-4 primer.

CE. Internal window sills - 15 x 150mm nuc-reinforced concrete wall sills, bedded and set fair in 1:4 cement mortar. Prime with one coat Plastron Multi-Adhesive Primer (MUP1) and apply two coats Plastron Polkin Walls & Ceilings (EP1). PVA paint. Colour as per finishes schedule.

EE. External window sills - Midwulfit Fynbos Gaeil face brick-on-edges sloping sill to match walls with 10 x 60mm square exposed joints

F1. Internal cornice: 1 x 7.6mm Meranti cornice nailed to wall at 400mm centres maximum. Sand down to a smooth finish.

F2. External cornice: 1 x 7.6mm Meranti cornice nailed to wall at 400mm centres maximum. Sand down to a smooth finish.

F3. Top wall (below window): stain with 'Pascos Woodcare Decktint' (Pascos Woodcare Ltd) and apply two finishing coats 'Pascos Woodcare Uradac' (Pascos Woodcare Ltd).

F4. Top wall (above window): stain with 'Pascos Woodcare Decktint' (Pascos Woodcare Ltd) and apply two finishing coats 'Pascos Woodcare Uradac' (Pascos Woodcare Ltd).

F5. Ceiling: 9mm Evolve Pluice fibre-reinforced boards nailed to 38 x 39mm S4P battens at 400mm centres maximum with 12mm countersunk nails. Evolve-Horlole galvannealed joisting strips, joining strips to be pre-painted. Prime ceilings with one coat 'Pascos Multi-Surface Primer (VWP)' and finish with two coats 'Pascos Polym Walls & Ceilings (EP)' PVA paint. Colour white (EP30). Provide 100mm thick Acoustic insulation on top of ceilings.

[illegible][illegible]

GK. Galvanised steel wire nets, built two weeks minimum 6 courses. Purlins attached to secures must also be secured with 2.5mm galvanised steel wire ties, built two weeks minimum 6 courses. Purlins attached to secures must also be secured with 2.5mm galvanised steel wire ties. Wood wrapped around and behind roof rafters and purlins. All exposed parts of houses, putlogs, scaffolding, etc., must be painted with a coat of black primer. Wood Primer (UDZ) and apply two coats Plaston Emulsion Woods & Trims paint. Colour as per finishes schedule.

GG. Gutters - 100 x 100 x 10 aluminium formed of 0.8mm galvanised sheet iron with Globelcoat finish (colour Ganslock Sand), all products, etc. to be pre-coated with Globelcoat to match colour of gutters.

GD. Downpipes - 100mm Diameter downpipes formed of 0.8mm galvanised sheet iron with Globelcoat finish (colour Ganslock Sand). All holdfasts, brackets, etc. to be pre-coated to match colour of downpipes

65. Barge flashing with glue-bonded aluminium at louvers. - 0.8mm galvannead steel from standard factory manufactured FR-13 barge or gable flashing with Globalcoat finish (Colour Traffic Green)
66. Flashings at bottom of louvers. - 0.8mm galvannead steel from standard factory manufactured FR-13 barge or gable flashing with Globalcoat finish (Colour Traffic Green)
67. Counter flashing with Globalcoat finish (Colour Traffic Green)
68. Vitrux Metal 2400 (code 2404) enamelled green fading type withing board with wall mounted centre board 2000 x 1200mm high, two wall mounted side boards each 1000 x 1200mm high & two swing leaves each 1000 x 1200mm high with permanent aluminium clitic rail
69. Vitrux System 2000 (code 2317) light grey wall mounted pinning board, size 2000 x 1200mm high (2 per classroom)
70. Vitrux System 2000 (code 2317) light grey wall mounted pinning board, size 2000 x 1200mm high (2 per classroom)

Sherwin Williams Greenfield G25 double door steel cupboard with standard baked enamelled finish. 760 x 610 x 1700mm high with four shelves (2 per compartment).

The Pile Five rows of 19mm thick laminated SA Pine shelving, 350mm wide, evenly spaced & fixed from underside to 305mm wider than the cabinet body.

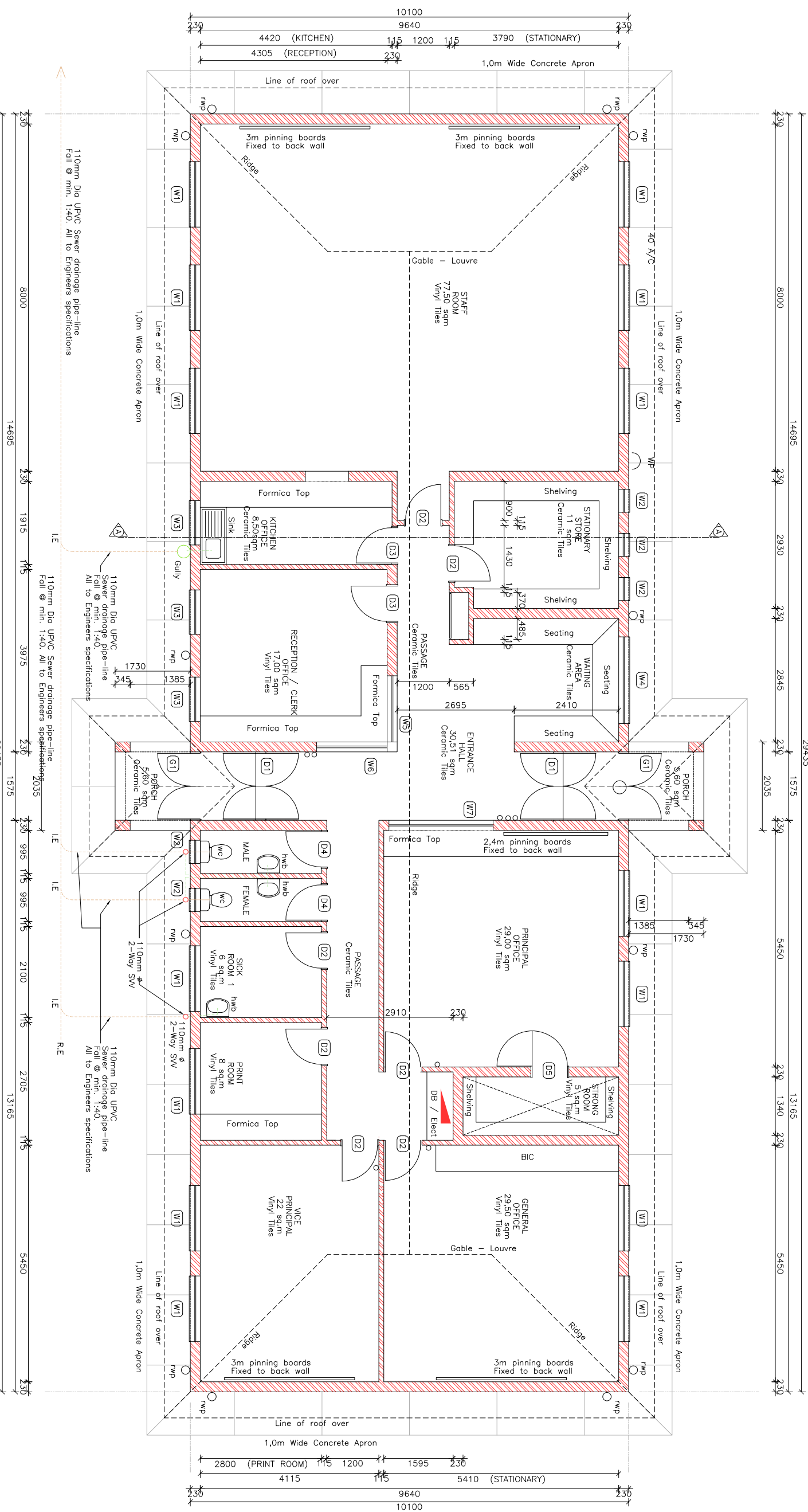
Shelving System Powder coated mild steel brackets, designed to be fixed 25mm from the front edge of the shelf.

Shelving Support Flat mild steel brackets, designed to be fixed 25mm from the front edge of the shelf.

Woodfinish apply one coat Plascon Woodcare Ultra Varnish (X44) thinned with 1:3 mineral turpentine (AZN1) then apply two finishing coats Plascon Woodcare Ultra Varnish (X44) straight to shekles.

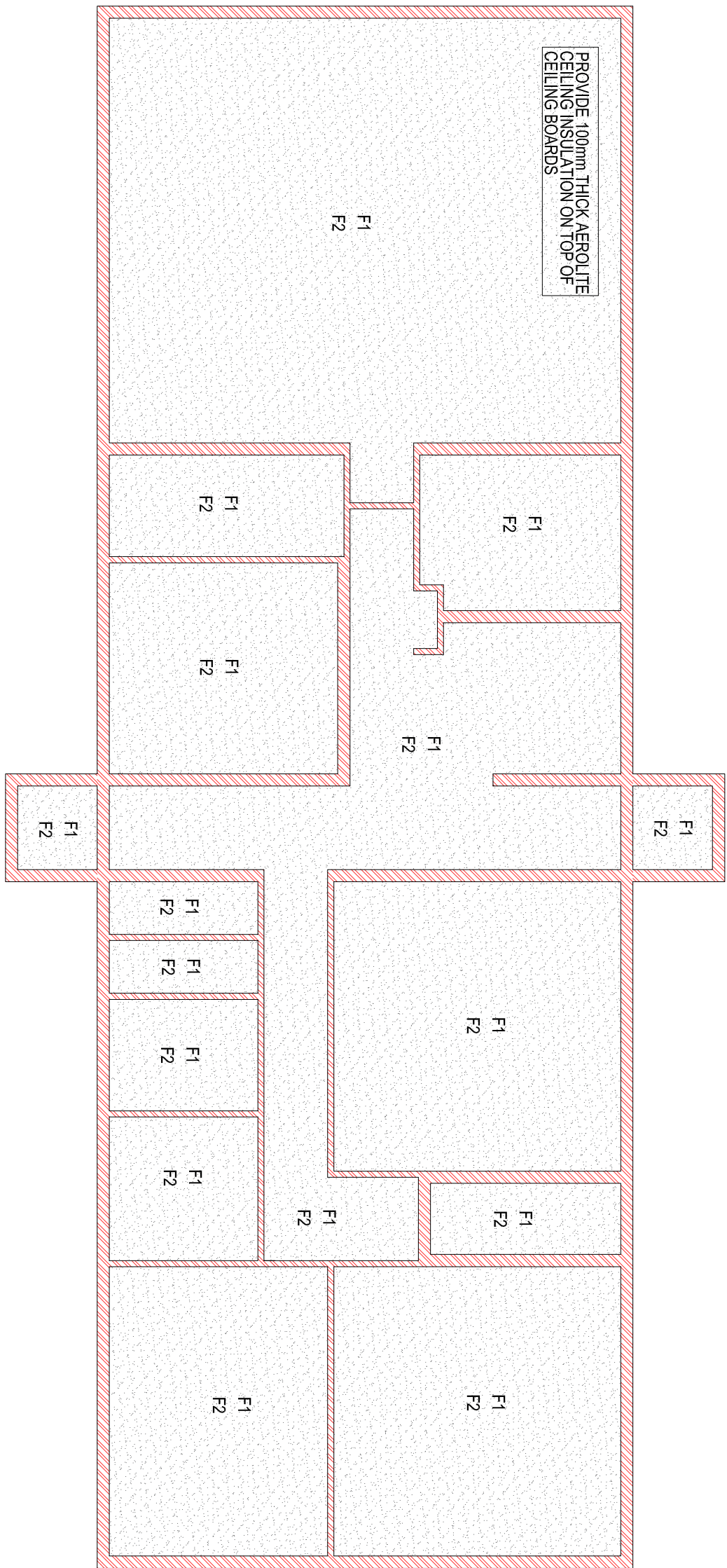
Miscellaneous

1 x 90 DCP Fire extinguisher fitted to 400 x 200 x 22mm thick meatn backpacke with chamfered edges. Sand down to a

[illegible]

FLOOR PLAN
SCALE 1 : 100

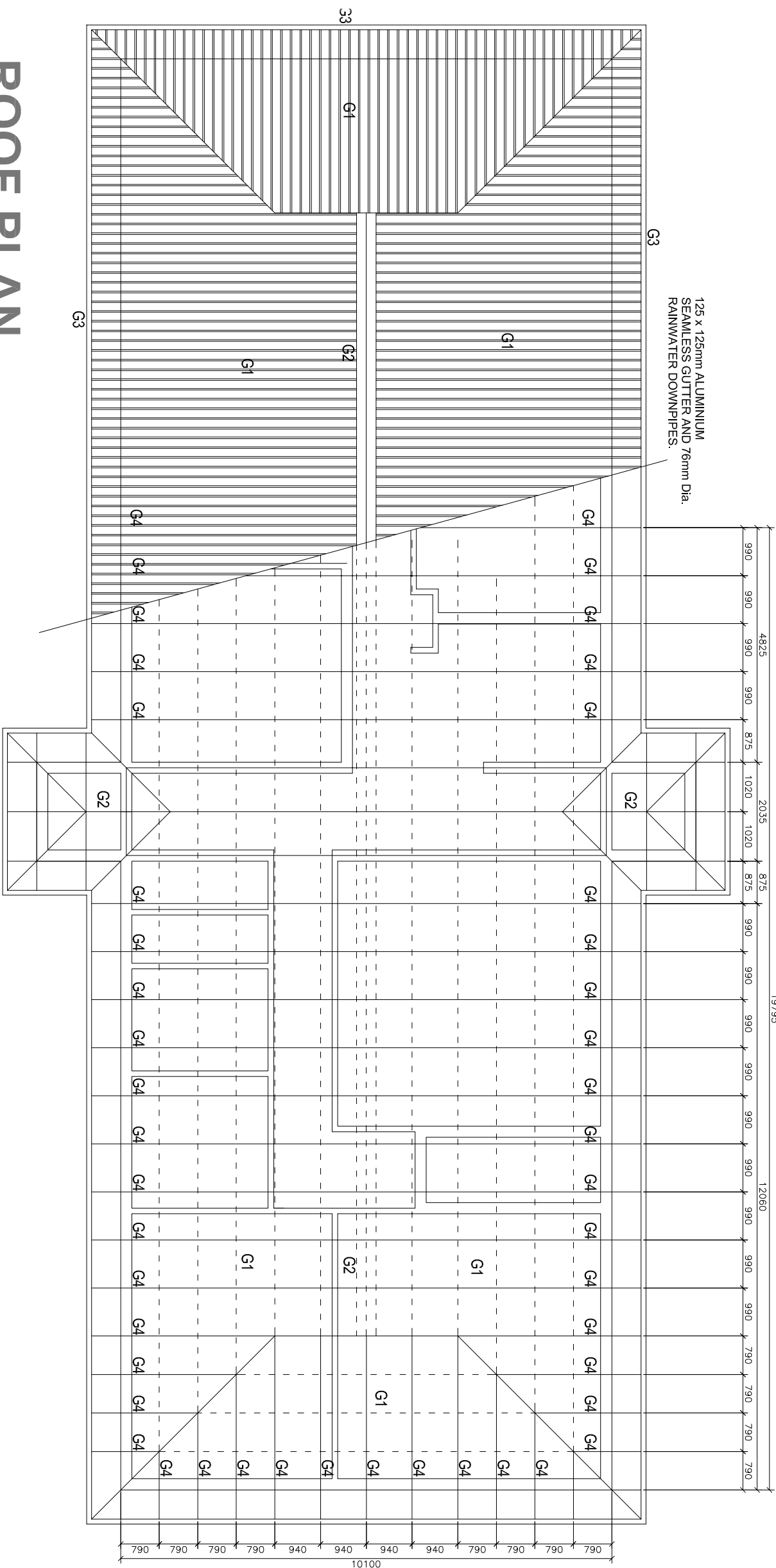
SCALE 1 : 100



CEILING PLAN

SCALE 1 : 100

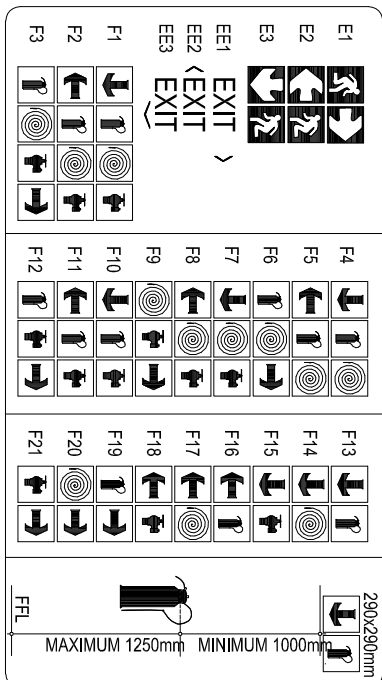
SCALE 1 : 100



ROOF PLAN

SCALE 1 : 100

- Project Engineers



Foundations

Foundations

Contractor to provide a five year guarantee

walls and concrete and seal joint with po

deep (ne) edge excavated in natural or
skittins

Over openings formed in brickwork as per

Woodcare Sunproof (Amber - PNW22) s

been primed with Urochem 614 primer

recessed joints

F3. Plastered ceiling as per finishes schedule

ceiling. I rap door opening between truss;

G4 True system - MITK or other approved
With two coats Plascon Polvin Walls & Ceilings

apply two coats Plascon Enamel Doors

Fittings

Miscellaneous

aluminium thr sign & Union AL5066-E08

REV NO	DATE :	DESCRIPTION :
REVISIONS		

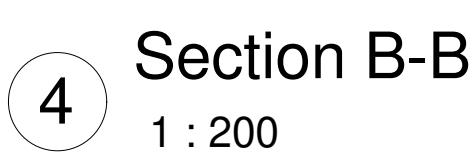
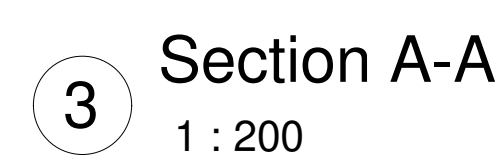
DIKOLOI SECONDARY SCHOOL

DRAWING DESCRIPTION

SECTION, ELECTRICAL AND FIRE PLAN

CONCEPTS

1	2	3	4	5	6	7	8	9	10	11	12	13	14	15	16	17	18	19	20	21	22	23	24	25	26	27	28	29	30	31	32	33	34	35	36	37	38	39	40	41	42	43	44	45	46	47	48	49	50	51	52	53	54	55	56	57	58	59	60	61	62	63	64	65	66	67	68	69	70	71	72	73	74	75	76	77	78	79	80	81	82	83	84	85	86	87	88	89	90	91	92	93	94	95	96	97	98	99	100
---	---	---	---	---	---	---	---	---	----	----	----	----	----	----	----	----	----	----	----	----	----	----	----	----	----	----	----	----	----	----	----	----	----	----	----	----	----	----	----	----	----	----	----	----	----	----	----	----	----	----	----	----	----	----	----	----	----	----	----	----	----	----	----	----	----	----	----	----	----	----	----	----	----	----	----	----	----	----	----	----	----	----	----	----	----	----	----	----	----	----	----	----	----	----	----	----	----	----	-----



NO.	Building Usage	(sqm)	Quantity
01	BLOCK G - 10 Pit Toilet seats		1
02	BLOCK E - Cooking Shed		1
03	BLOCK D - Mobile 4 Classroom Block	TO BE RELOCATED	
04			
05			
06			
07			

NO.	Building Usage	(sqm)	Quantity
01	BLOCK A - 4 Classroom Block	330	1
02	BLOCK B - 3 Classroom Block	285	1
03	BLOCK C - 3 Classroom Block	285	1
04	BLOCK F - 19 Enviro-toi toilets	19 Seats	35
05			
06			

NO.	Building Usage	(sqm)	Quantity
01	BLOCK L - 4 Classroom Block	330	1
02	BLOCK K - Medium Admin	325	1
03	Steel palisade Fence		1
04	Covered Assembly Area	400	1
05	BLOCK M - Water-borne toilets	4 seats	35
06			
07			

01	BLOCK N - Multi-purpose Hall	864	1
02	BLOCK O - Multi-purpose Classroom	160	1
03	BLOCK H - Enviro-100 11 seats	35	3
04	Sports Ground		1
05	BLOCK P - P/Science Lab	500	1
06	BLOCK P - Life Science Lab	500	1
07	BLOCK I - Nutrition Centre	185	1
08	BLOCK J - J. Guard House	15	1

Total Assembly Areas	600m
Total Classrooms	14

GRADES	BOYS	GIRLS	TOTAL
8	37	39	86
9	40	29	79
10	41	35	123
11	52	47	169
12	38	33	64
TOTAL PUPILS	208	183	391
TEACHERS	8	10	18

TABLE 1A: Grade Enrolment Figures For: DIKLOI SECONDARY SCHOOL

Number Of Pupils:			
GRADES	BOYS	GIRLS	TOTAL
8	27	39	66
9	40	29	79
10	41	35	123
11	52	47	169
12	38	33	64
TOTAL PUPILS	208	183	391
TEACHERS	9	10	19

- ## LEGEND
- | | |
|---|---|
|  | NEW BLOCKS - NOTE 2 Jojo tanks on each block |
|  | FUTURE BLOCKS - NOTE 2 Jojo tanks on each block; Phase 2 |
|  | EXISTING BUILDING TO REMAIN UNCHANGED |
|  | EXISTING BUILDING TO BE RENOVATED - NOTE 2 Jojo tanks on each block |
|  | EXISTING BUILDING TO BE DEMOLISHED |
|  | UNCOVERED CONCRETE WALKWAYS |
|  | FUTURE WALKWAYS |
|  | EXISTING |
|  | EXISTING MOBILE CLASSROOMS |
|  | VEHICLE DRIVEWAY |

GENERAL DRAWING NOTES

- 1) RISKMANOR TO COMPLY WITH STANDARD SPECIFICATION OF MATERIALS AND METHODS TO BE USED
- 2) LIGHT SWITCH IN DISABLED TOILET TO BE AT 1200MM ABOVE FFL
- 3) IF STEP OVER 900MM BUILD IN BALUSTRADE
- 4) GULLEY POSITIONS TO BE DETERMINED AS PER SITE SPECIFIED OVERALL DRAINAGE DESIGN
- 5) 2 X OCTAGS SEALANT ON ALL EXPOSED TRUSSES (SAND OFF ALL SABS & OTHER MARKINGS)
- 6) 50MM MINERAL WOOL INSULATION TO BE INSTALLED WHERE THERE ARE CEILINGS. BUBBLE PLASTIC INSULATION WITH BALD BACKING TO BE INSTALLED WITH WIRE SUPPORTS IN ALL AREAS THAT DO NOT HAVE CEILINGS
- 7) WEST FACING FACADES TO HAVE STANDARDISED ALUMINIUM LOUVRES FROM BELOW EAVES TO DROP OF
- 8) TRUSSES TO BE DESIGNED IN ACCORDANCE WITH SABS 400 & APPROVED BY PROJECT ENGINEER

ISSUED FOR TENDER

SIGNATURE TABLE:		
DISCIPLINE:	SIGNATURE:	DATE:
PLAN EXAMINER		
FIRE CONTROL		
ENVIRONMENTAL OFFICER		
ROADS/STORMWATER		
WATER AND SANITATION		
ENVIRONMENTAL OFFICER		
REV No:	DATE:	DESCRIPTION
REVISIONS		

SIZE ON ORIGINAL DRAWING 105MM



INSTITUTION	
DIKOLOI SECONDARY SCHOOL	
INSTITUTION EMS NUMBER	
920210128	
SERVICE	
NEW BUILDINGS & ALTERATIONS	
CONTACT - SECTION	
DOCUMENTATION & PROCUREMENT	
DISCIPLINE	PROJECT STAGE
ARCHITECTURAL	03
WORK DESCRIPTION - SUB DIVISION	
SITE DEVELOPMENT PLAN (SDP)	
DRAWING DESCRIPTION	

[illegible]

CONTRACTOR:			
DRAWING SYSTEM:	REVIT:		FILE NAME:
SIZE:	DRAWING NUMBER:		REV:
2020_72-SDP-001			